

# Post-Operative Instructions for Temporary Veneers



After your temporary veneers are placed, it is important to follow these care instructions to ensure proper healing and long-term success of your permanent restoration.



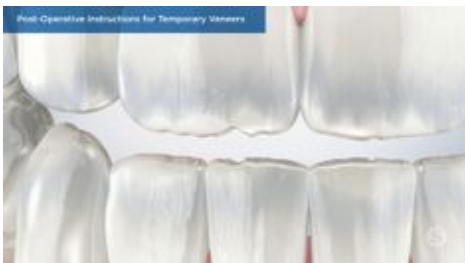
If the area was numbed, it's important to avoid eating or drinking until the anesthesia has worn off to prevent possible injury to your lips, tongue, and cheeks.



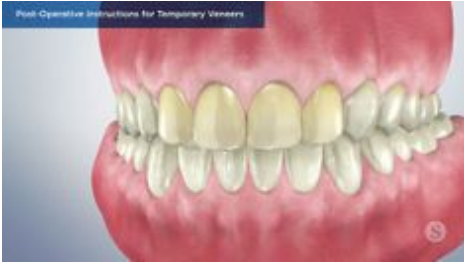
It's normal to experience some sensitivity to pressure, heat, cold and sweet foods following your temporary veneer placement; however, this should lessen over time.



Your teeth or gums may be sore in the days following placement; you can rinse with warm salt water and take an over-the-counter pain reliever if needed.



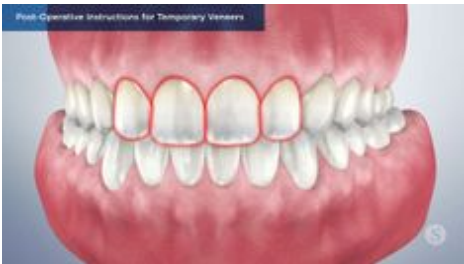
Since a temporary veneer is less durable and meant to be easily removed by your doctor; you should avoid biting hard foods or objects, as this can damage or break your temporary veneers.



Also, consider limiting dark sodas, coffee and other foods and beverages that might cause staining.



Daily home care is vital to the health of the underlying teeth. You should resume regular brushing and flossing; however, use care when brushing and flossing around adjacent teeth, as this may cause the temporary to become loose or detached.



If your temporary veneers do become loose or fall off or if you experience persistent pain or sensitivity outside of the norm, it is important to contact your doctor's office for assistance.