Quick Start Guide

Battery Energy Estimator 300

1

Connect the BEE 300 to your PC with the provided USB cable.

2

Download/install free software interface from www.better-embedded-engineering.com

3

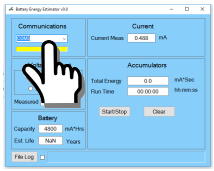

Open the application, and select the communications interface.

4

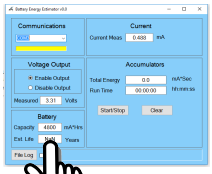

Change the battery capacity from the default if needed.

5

Connect the device under test to the BE 300 using the provided test leads.

6

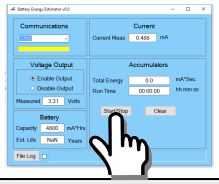

Click the Start/Stop button to start the accumulators.