


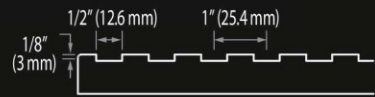
ID. DESIGN



Tremblant | Slab



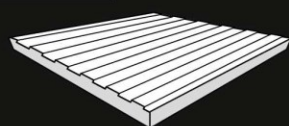
Doors (W x H) Minimum size	Drawers (W x H)	Slab Drawers (W x H)	Mullion (W x H)		
			1 Lite	4 Lite	6 Lite
5 x 5	5 x 4	5 x 4	N/A	N/A	N/A



Door Shown in Pacifica



R=1/8"




Maximum width and height are 48" and 96" respectively. Minimum charge: 1 sq. ft. For the doors and mullions over 42" high, we recommend that additional hinges be installed. Thermovision's warranty against warping applies only to doors and mullions with a maximum height and width of 42".

Euro | Slab




Doors (W x H) Minimum size	Drawers (W x H)	Slab Drawers (W x H)	Mullion (W x H)		
			1 Lite	4 Lite	6 Lite
2½ x 6	6 x 2½	6 x 2½	7 x 10	11 x 14	11 x 18




Door Shown in Sepia




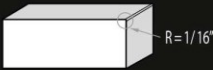
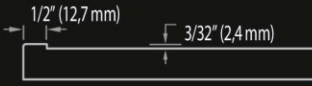
R=1/16"



Paris | Shaker



Doors (W x H)	Drawers (W x H)	Slab Drawers (W x H)	Mullion (W x H)		
			1 Lite	4 Lite	6 Lite
Minimum size					
5 x 5	5 x 4	6 x 2½	7 x 7	N/A	N/A




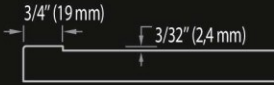
Door Shown in Summer Drops



Maximum width and height are 48" and 96" respectively. Minimum charge: 1 sq. ft. For the doors and mullions over 42" high, we recommend that additional hinges be installed. Thermovision's warranty against warping applies only to doors and mullions with a maximum height and width of 42".

Torino | Shaker

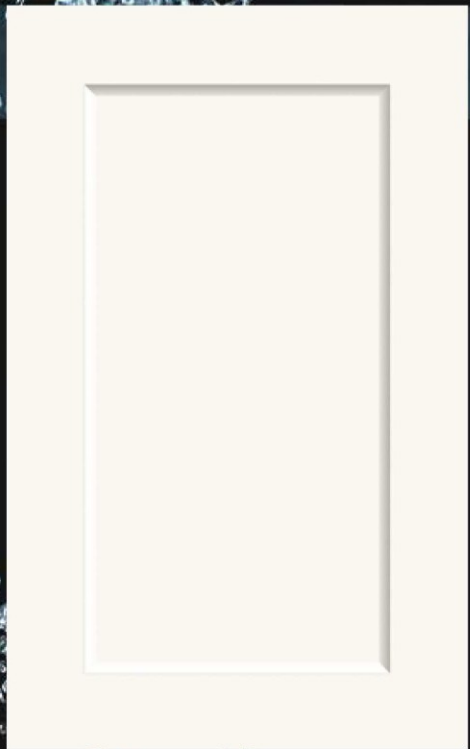
Doors (W x H)	Drawers (W x H)	Slab Drawers (W x H)	Mullion (W x H)		
			1 Lite	4 Lite	6 Lite
Minimum size					
5 x 5	5 x 4	6 x 2½	7 x 7	N/A	N/A



Door Shown in Hanami




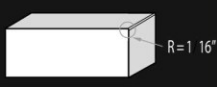
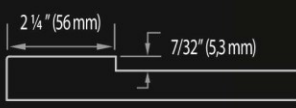
Dublin | Shaker



Door Shown in Fresh Linen




Doors (W x H)	Drawers (W x H)	Slab Drawers (W x H)	Mullion (W x H)		
			1 Lite	4 Lite	6 Lite
Minimum size					
6 1/2 x 6 1/2	6 1/2 x 4 1/4	6 x 2 1/2	6 1/2 x 6 1/2	10 1/2 x 14 1/2	10 1/2 x 18

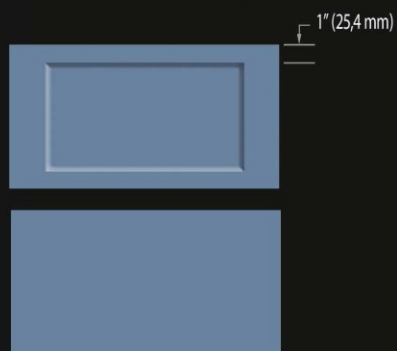


Maximum width and height are 48" and 96" respectively. Minimum charge: 1 sq. ft. For the doors and mullions over 42" high, we recommend that additional hinges be installed. Thermovision's warranty against warping applies only to doors and mullions with a maximum height and width of 42".


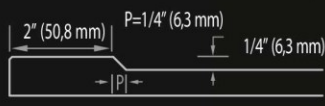
Nanaimo | Shaker



Door Shown in Smokey Blue



Doors (W x H)	Drawers (W x H)	Slab Drawers (W x H)	Mullion (W x H)		
			1 Lite	4 Lite	6 Lite
Minimum size					
6 1/2 x 6 1/2	6 1/2 x 4 1/4	6 x 2 1/2	6 1/2 x 6 1/2	10 1/2 x 14	10 1/2 x 18


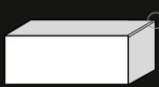
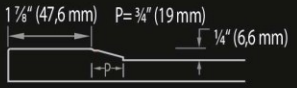


Biella | Shaker



13/16"
(20,63 mm)

Doors (W x H) Minimum size	Drawers (W x H)	Slab Drawers (W x H)	Mullion (W x H)		
			1 Lite	4 Lite	6 Lite
7 1/4 x 7 1/4	7 1/4 x 4 3/4	6 x 2 1/2	7 1/4 x 7 1/4	10 1/2 x 14	10 1/2 x 18



Door Shown in Nizza


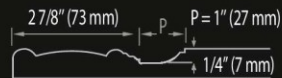


Maximum width and height are 48" and 96" respectively. Minimum charge: 1 sq. ft. For the doors and mullions over 42" high, we recommend that additional hinges be installed. Thermovision's warranty against warping applies only to doors and mullions with a maximum height and width of 42".

Monte Carlo | Prestige




Doors (W x H) Minimum size	Drawers (W x H)	Slab Drawers (W x H)	Mullion (W x H)		
			1 Lite	4 Lite	6 Lite
8 3/8 x 8 3/8	8 3/8 x 5 3/8	6 x 2 1/2	8 3/8 x 8 3/8	11 3/4 x 14	11 3/4 x 18




Door Shown in Morning Dew




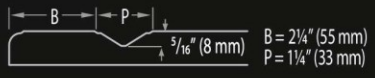


Manhattan | Classic



Doors (W x H)	Drawers (W x H)	Slab Drawers (W x H)	Mullion (W x H)		
			1 Lite	4 Lite	6 Lite
Minimum size					
7 x 7	7 x 5½	6 x 2½	7 x 7	11 x 14	11 x 18

Door Shown in Cotton Mist




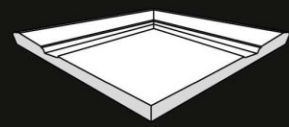
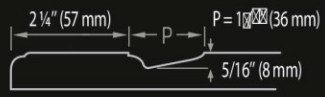
Maximum width and height are 48" and 96" respectively. Minimum charge: 1 sq. ft. For the doors and mullions over 42" high, we recommend that additional hinges be installed. Thermovision's warranty against warping applies only to doors and mullions with a maximum height and width of 42".

Colonial | Classic



Doors (W x H)	Drawers (W x H)	Slab Drawers (W x H)	Mullion (W x H)		
			1 Lite	4 Lite	6 Lite
Minimum size					
7½ x 7½	7½ x 5⅞	6 x 2½	7½ x 7½	11 x 14	11 x 18

Door Shown in Aprés-Ski

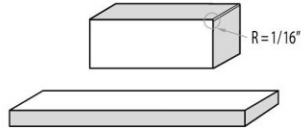
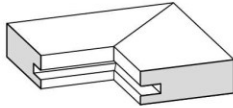
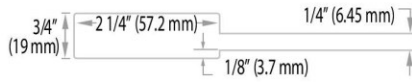


TH-3050 | U-3000



Door Shown in Sepia


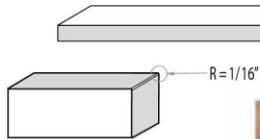
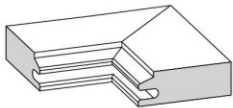
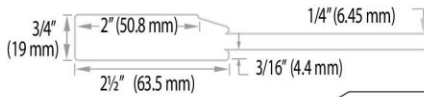
Doors (W x H)	Drawers (W x H)	Slab Drawers (W x H)	Mullion (W x H)		
			1 Lite	4 Lite	6 Lite
Minimum size					
5¼ x 5¼	5¼ x 5¼	6 x 2½	5¼ x 5¼	N/A	N/A



Maximum width and height are 48" and 96" respectively. Minimum charge: 1.5 sq. ft. For the doors and mullions over 42" high, we recommend that additional hinges be installed. Thermovision's warranty against warping applies only to doors and mullions with a maximum height and width of 42".

TH-8050 | U-8000

Doors (W x H)	Drawers (W x H)	Slab Drawers (W x H)	Mullion (W x H)		
			1 Lite	4 Lite	6 Lite
Minimum size					
5½ x 5½	5½ x 5½	6 x 2½	5½ x 5½	N/A	N/A



Door Shown in Celadon Green



Door Shown in Winter Fun!



Door Shown in Dusk



Door Shown in verde

M2000

Material | 2 sides
Melamine | finished

M1050

Material | 1 side finished
Polymer | white back

M2050

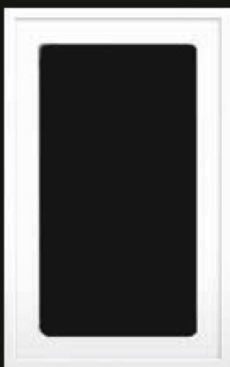
Material | 2 sides
Polymer | finished

Doors (W x H) Minimum size	Drawers (W x H)	Slab Drawers (W x H)	Mullion (W x H)		
			1 Lite	4 Lite	6 Lite
2½ x 6	N/A	6 x 2½	N/A	N/A	N/A

1 PIECE | DIVINE COLLECTION



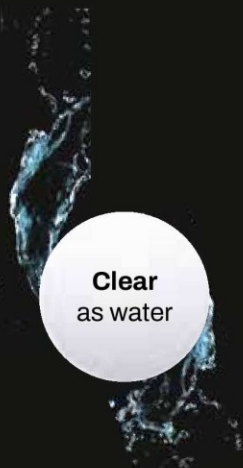
Paris



Torino and Paris
Glass door 1-Lite only



5 PIECE | EXQUISITE COLLECTION



Clear
as water

Glass doors are available
in clear tempered glass only

Note
Glass orders may increase the lead time
by 5 business days.

MULLIONS

GLASS DOORS

DIVINE & EXQUISITE COLLECTION

Premium Solid



White Deco
Velvet



Cotton Mist



Champagne
Matte



Fresh Linen



Summer Drops



Morning Dew



Putty



Celadon Green



Verde



Dusk



Smokey Blue




Pacifica



Black Ink

High Gloss



Designer White HG*

 Euro Only*

Wood Grain



Winter Fun!



White Chocolate



Nizza



Maria



White Oak



Sweet & Savory



Hanami



Après-Ski



Sepia



Columbia Walnut
(White back only)




After-Hours

N 2026 New Colours




Divine Collection



Drawer fronts come in standard vertical grain.

Must be specified for horizontal grain.

Exquisite Collection



The colours of the items displayed in this document are as accurate as the photos and the printing process allow.
Some colours contain natural wood variations. See larger samples.

COLOR MATRIX CHART

1 Piece Divine Collection					5 Piece Exquisite Collection			
Description	TLam	Peel & Stick	1/4 Melamine	1/4 MDF with vinyl	TLam. HPL. Link25	Peel & Stick	1/4 Melamine	1/4 MDF with vinyl
After-Hours	TLam	✓	N/A	✓	Link25	N/A	✓	N/A
Après-Ski	TLam	✓	N/A	✓	Link25	N/A	✓	N/A
Black Ink	TLam	✓	N/A	✓	TLam	✓	N/A	✓
Celadon Green	TLam	✓	N/A	✓	TLam	✓	N/A	✓
Champagne Matte	TLam	✓	N/A	✓	TLam	✓	N/A	✓
Columbia Walnut	TLam	✓	N/A	✓	TLam	✓	N/A	✓
Cotton Mist	TLam	✓	N/A	✓	TLam	✓	N/A	✓
Designer White HG	TLam	✓	N/A	✓	N/A	N/A	N/A	N/A
Dusk	TLam	✓	N/A	✓	TLam	✓	N/A	✓
Fresh Linen	TLam	✓	N/A	✓	TLam	✓	N/A	✓
Hanami	TLam	✓	N/A	✓	Link25	N/A	✓	N/A
María	TLam	✓	N/A	✓	Link25	N/A	✓	N/A
Morning Dew	TLam	✓	N/A	✓	TLam	✓	N/A	✓
Nizza	TLam	✓	N/A	✓	Link25	N/A	✓	N/A
Pacifica	TLam	✓	N/A	✓	TLam	✓	N/A	✓
Putty	TLam	✓	N/A	✓	TLam	✓	N/A	✓
Sepia	TLam	✓	N/A	✓	TLam	✓	N/A	✓
Smokey Blue	TLam	✓	N/A	✓	TLam	✓	N/A	✓
Summer Drops	TLam	✓	N/A	✓	TLam	✓	N/A	✓
Sweet & Savory	TLam	✓	N/A	✓	TLam	✓	N/A	✓
Verde	TLam	✓	N/A	✓	TLam	✓	N/A	✓
White Chocolate	TLam	✓	N/A	✓	Link25	N/A	✓	N/A
White Deco Velvet	TLam	✓	N/A	✓	TLam	✓	N/A	✓
White Oak	TLam	✓	N/A	✓	TLam	✓	N/A	✓
Winter Fun!	TLam	✓	N/A	✓	Link25	N/A	✓	N/A

WINE RACKS

ONLY AVAILABLE IN 1 PIECE | DIVINE COLLECTION

Amount of diamonds or circles depends on the size of the door. We optimize the space to fit as many openings as possible.


For circles, every additional 6 inches adds one row/column of circles. Maximum 10 circles.

8 Lites




21" x 30"

Diamonds




12" x 30"



11¹⁵/₁₆" x 13 3/4"

Circles



12" x 24"



6" x 6"

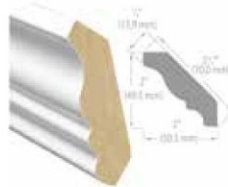
Minimum dimensions W x H

MOULDING SELECTION

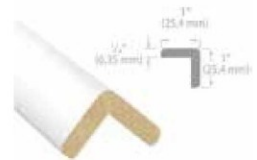
■ Light Valance Euro | 4023



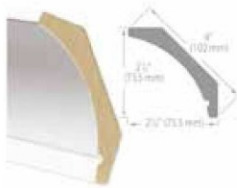
■ 45° Molding | 4123



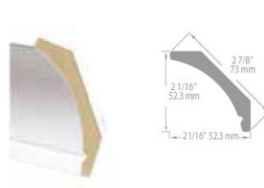
■ 90° Corner Molding | 4439



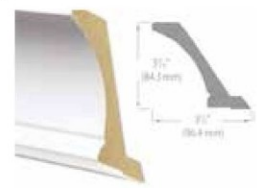
■ Contemporary O'gee | 4766



■ Mini Contemporary O'Gee | 4764



■ Concave Crown Molding | WP22



■ Single Scribe Molding | 6255



■ 1 1/4" Double Scribe Molding | 4632



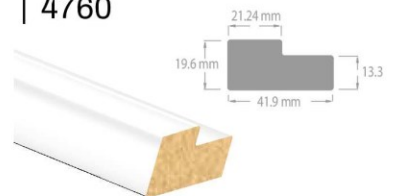
■ Cove | 4786



■ 1/4" Shoe Molding | 4409



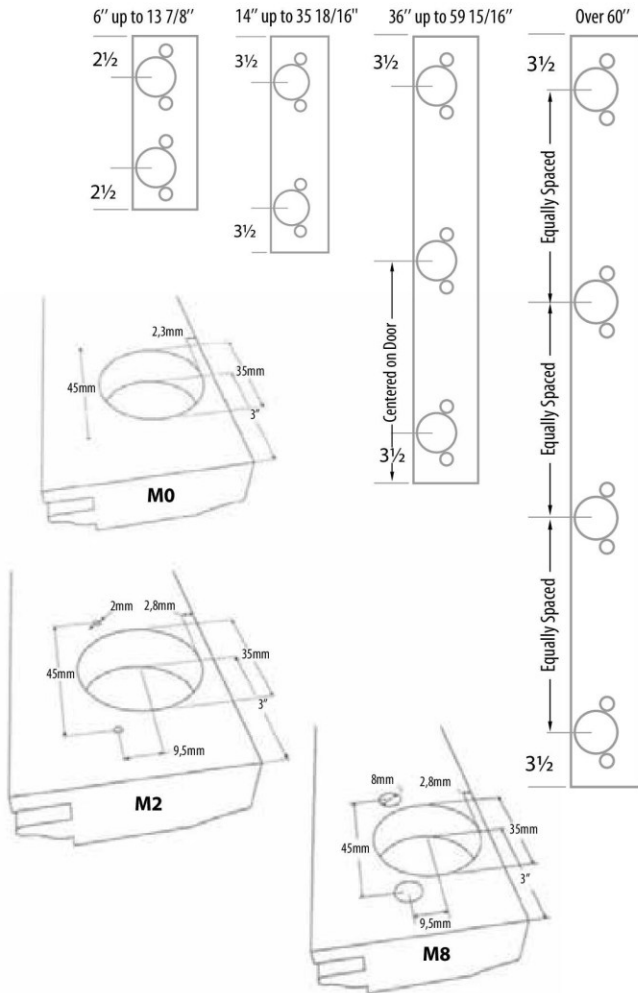
■ Light Valance | 4760



STD HINGES

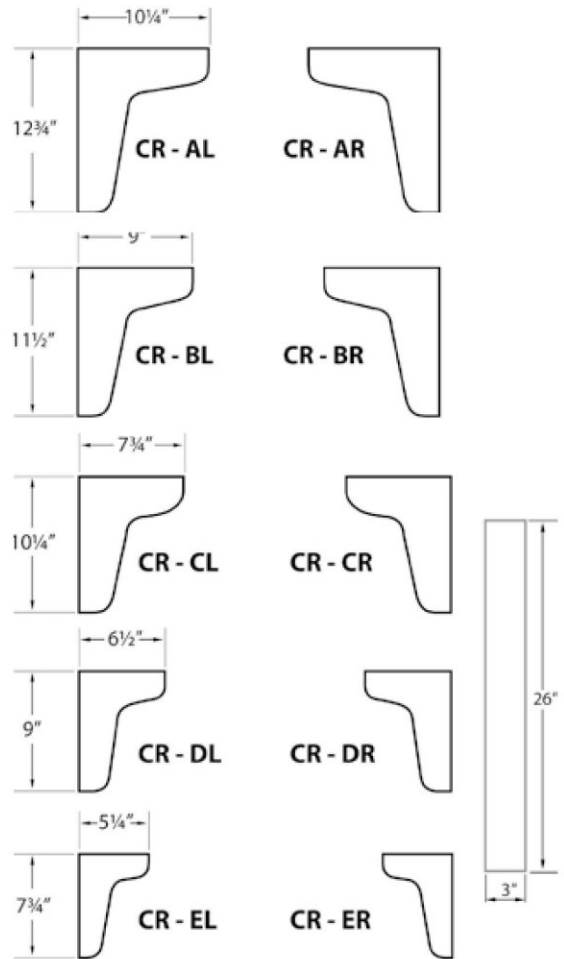
Standard Hinge Placement

Door Heights



CORBELS

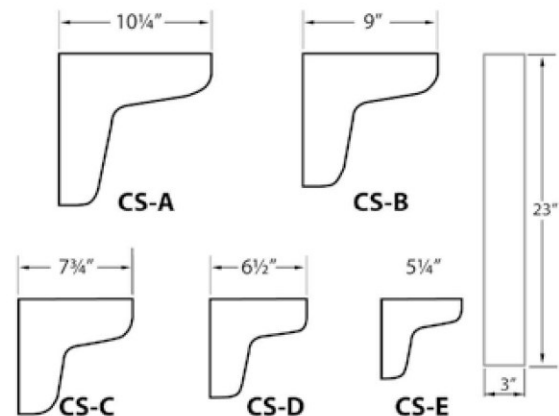
Rectangle



**Melamine on back

Each corbel comes with a 3" x 26" backer piece.

Square



**Melamine on back

Each corbel kit comes with 2 squared corbels and a 3" x 23" backer piece.

Fingerpulls



The standard placement for fingerpulls on doors top or bottom and on drawer fronts top or bottom.

All fingerpulls are machined according to the following drawings.

Fingerpulls are available for all polymer doors and drawer fronts.

HINGES

Soft Close

No Soft Close

FOR FRAMED CABINET ONLY



1 Piece

1/2"	1 PC FF HINGE	CUP37D9R
5/8"	1 PC FF HINGE	CUP35D9R
3/4"	1 PC FF HINGE	CUP34D9R
1"	1 PC FF HINGE	CUP32D9R
1 1/4"	1 PC FF HINGE	CUP3AD9R
1 3/8"	1 PC FF HINGE	CUP3CD9R



One PC STD Hinge

ONE PIECE	1/4"	CSP3Y99
ONE PIECE	1/2"	CSP3799XR
ONE PIECE	5/8"	CSP3599XR
ONE PIECE	3/4"	CSP3499XR
ONE PIECE	1"	CSP3299NR
ONE PIECE	1 1/4"	CSP3A99NR
ONE PIECE	1 3/8"	CSP3C99NR

PLATES

Frameless Cabinets

Framed Cabinets



Full Overlay Mounting Plate (3 mm)

BAP3R39

Full Overlay Mounting Plate (4 mm)

BAP3R49



5/8 Overlay Mounting Plate

BAV3L39F

3/4 Overlay Mounting Plate

BAV3L09F



3/4 Overlay Mounting Plate [Die Cast]

BAU3E19



3/4 Overlay Mounting Plate [Steel]

BAU3L19

HINGES

Soft Close

No Soft Close

12 MM



105°

5/8" C1P6AE9
 1/4" C1P6GE9
 INSET C1P6PE9
 1/2" FRAME C1P6DE9



110°

5/8" C2P6A99
 1/4" C2P6G99
 INSET C2P6P99
 1/2" FRAME C2P6D99

13,5 MM



110°

5/8" C7P6AE9
 1/4" C7P6GE9
 INSET C7P6PE9
 1/2" FRAME C7P6DE9

SPECIALITY HINGES



45° Angle Hinge
 C1P6ME9AC



Blind Corner Hinge
 C1P6NE9AC



155° Pantry
 C2PKAE9



45° Angle Hinge
 C2PBM99AC



Blind Corner Hinge
 C2PBN99AC



165° Bifold to Frame
 5/8" Full Overlay 165° for Lazy Susan
 C2PFA99
 1/2" Frame 165°
 C2PFD99



70° Pie Corner Hinge
 C2PYA99

For a Lazy Susan application



+



DOOR TO FRAME HINGE: C2PFA99 + DOOR TO DOOR HINGE: 70° PIE CORNER HINGE (C2PYA99)

 **ID.
DESIGN**
CABINET DOOR MANUFACTURER

680, Boulevard Industriel
Saint-Jean-sur-Richelieu, QC, J3B 7X4

order@creationiddesign.com

T. 1 888-588-4970
T. 450-348-4970
F. 450-349-4575

SOLD BY

**CREATION
DIMENSION**