


SIMILAR WHO? SIMILAR YOU!




This project allows students to apply their knowledge of how to create similar figures. Students will create similar figures and record the measurements and scale factors. They will use the figures to spell out their name.

Actual Classroom Examples:


MRS. THOMAS



NIKYA



MARQUAY



MATERIALS NEEDED:

rulers, scissors, glue sticks, a variety of color paper

per student: 1 piece of bulletin board paper cut into strips about 1 foot long and then the width of the paper needed for each student's name

TIME:

This takes about three 80 minute periods to complete.

