

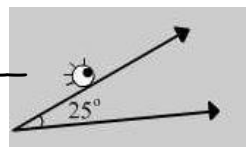


Angleize Yourself _____ Can draw + measure angles!!

Using a straight edge, create the letters of your first name. Use the right angle symbol for all right angles. Please + please use pen or marker for these. Also measure all the angles less than 180 you create by drawing the letters. Write the measurements inside each angle using pen or marker. These need to be visible.

Make sure when creating your letters, you have at least 4 of each type of angle: Acute, right, and obtuse. Once you are done measuring and recording the angles on this sheet and on the letters of your name, YOU CAN GLITTER!!!!!!

Letter of your name.

Angle measurements



Write down any discoveries about angles AND any classification about any other angles.

