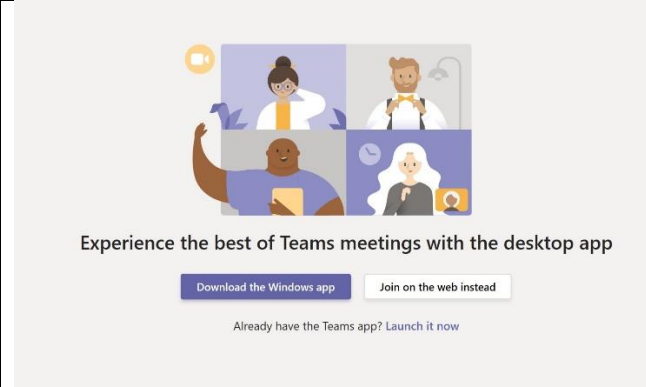
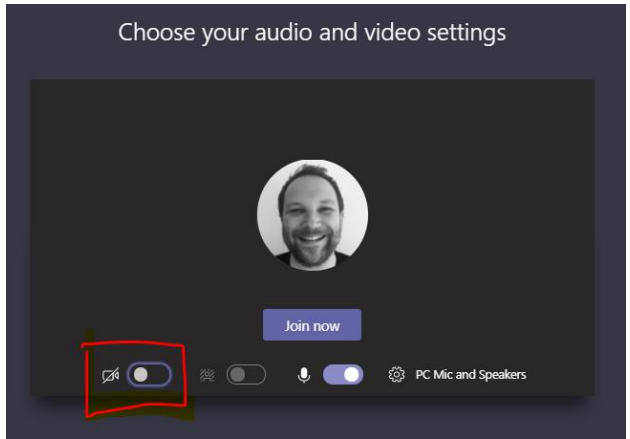


Instructions for Virtual Worship Service

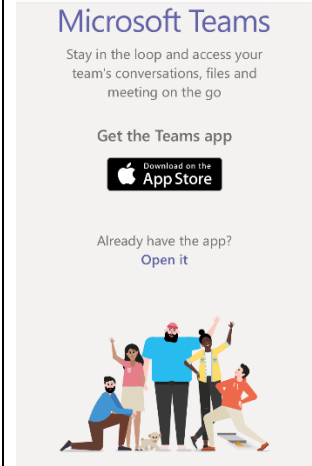
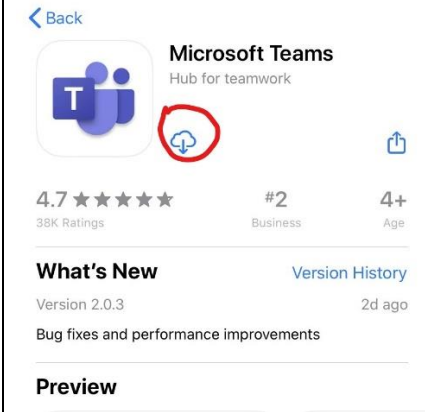
Congregants can join our virtual worship service using their personal computer or mobile phone.

Instructions for Personal Computer (PC)

#	Step	
1.	Go to https://www.pinnaclechurch.ca	
2.	Scroll down the page to the Live Services section and click on the Join Live Service button	
3.	These options will be presented :- <ul style="list-style-type: none"> • Download the Windows app • Join on the web instead 	
4.	Select the <i>Join on the web instead</i> option Note: If you already have the Teams app, click on the Launch it now link	
5.	You will be asked whether you wish to allow others to hear you and see you . Select Yes	
6.	<ul style="list-style-type: none"> • Enter your name in the “<i>Enter name</i>” section • There are 2 symbols - one for the camera and the microphone • Deselect the camera if you do NOT wish to have others view you.. • Click the Join Now button 	
7.	You are now a part of the virtual event	

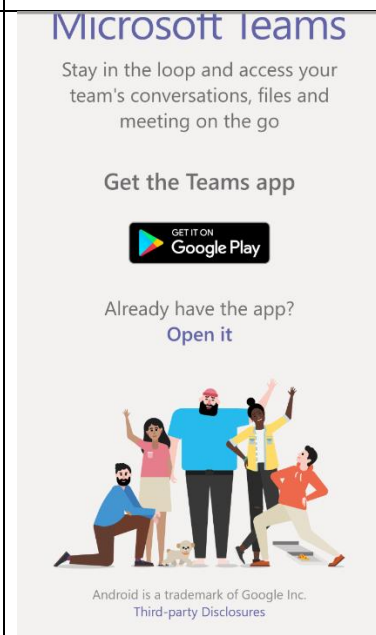
Instructions for Virtual Worship Service

Instructions for Mobile Phone (Iphone)

#	Step	
1.	Go to https://www.pinnaclechurch.ca	
2.	Scroll down the page to the Live Services section and click on the Join Live Service button	
3.	These options will be presented <ul style="list-style-type: none"> • Get the Teams app • Open it (Teams app) 	
4.	If you do not have the Teams app, click on the Download on the App Store button. This will take you directly to the Teams app in the App Store.	
5.	Download the Teams app by clicking on the Install button	
6.	After the app has been installed, Go back to the email and click on the Join Live Services button. The Teams app will open. Click on Join as a guest button	
7.	Enter your name	
8.	You are now a part of the virtual event	

Instructions for Virtual Worship Service

Instructions for Mobile Phone (Android)

#	Step	
1.	Go to https://www.pinnaclechurch.ca	
2.	Scroll down the page to the Live Services section and click on the Join Live Service button	
3.	<p>These options will be presented</p> <ul style="list-style-type: none"> • Get the Teams app • Open it (Teams app) 	
4.	<p>If you do not have the Teams app, click on Get it on Google Play.</p> <p>This will take you directly to the Teams app in the Google Play store.</p>	
5.	Download the Teams app by clicking on the Install button	
6.	<p>After the app has been installed, Go back to the email and click on the Join Live Services button.</p> <p>The Teams app will open. Click on Join as a guest button</p>	
7.	Enter your name	
8.	You are now a part of the virtual event	