


☐

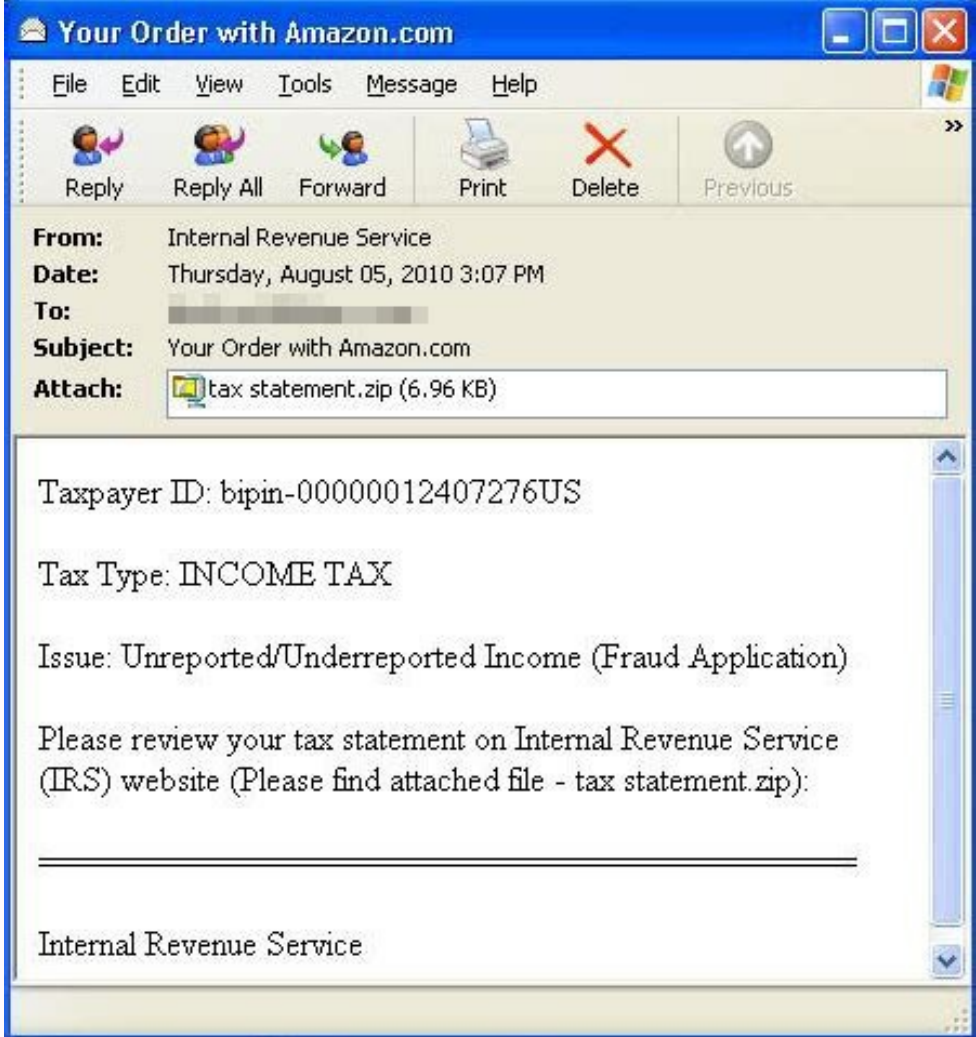
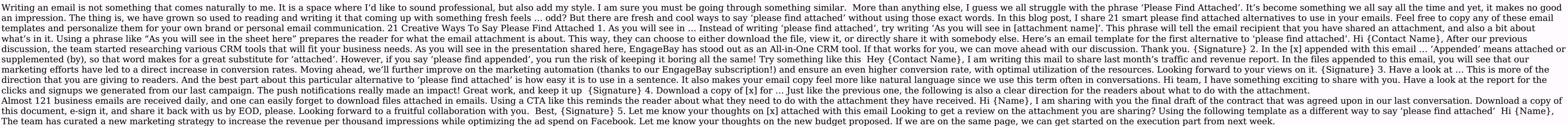
I'm not robot

  
reCAPTCHA

I'm not robot!

**Kindly see attached file for your review**

**Please find the attached file for your review meaning. Please find the attached file for your review. Please see attached file for review. Please find the attached file for your kind review.**



Best, (Signature) Read also: How And When To Say 'My Sincerest Apologies' 6. For referred, I am adding [x] to say you're adding something to the email copy conveys the message just the same as saying 'please find attached', but in another way. Only, it's not annoying ☹️ Hi (Name), I believe there has been a miscommunication about the lead management results. A total of 30 new leads were generated, of which 25 have been confirmed. For reference, I am adding a few screenshots from our EngageBay lead management dashboard. I hope this clears things up. If you still have any questions, do let me know.

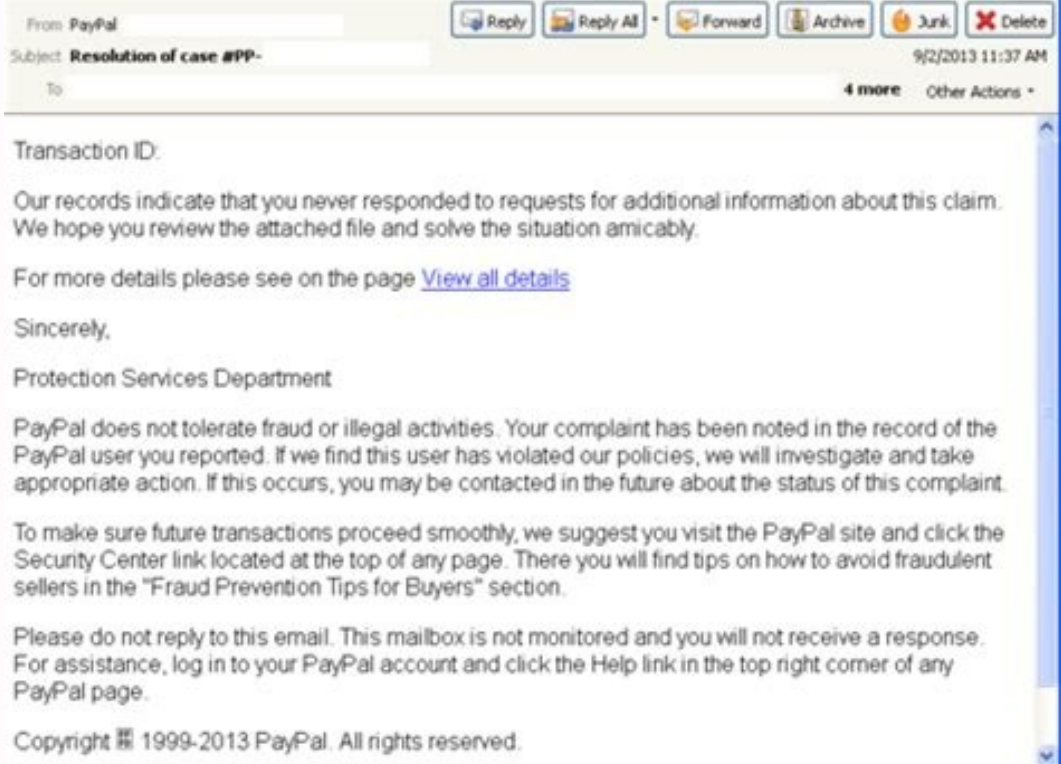
Best, (Signature) Lighten up your day with our collection of 11 email memes every marketer can relate to! ☺️ @ 7. I am attaching [x] to help you ... Here's another 'Please Find Attached' synonym. Often, the emails we receive come with no clarity about what is attached and why. It'd be so much better to say you're attaching XYZ file to complete or help with something. I have a portfolio of high-quality articles that I've written over the past [ ] (however many) years of experience. I do have a portfolio of high-quality articles that I've written over the past [ ] (however many) years of experience. I do have a portfolio of high-quality articles published by some well-known sites. I am attaching a PDF file with this email to help you see some of my best-performing articles. Let me know what you think. Best, (Signature) 8. You'll find [x], as requested in ... Emails are means of professional conversation. That means you'll need to send files in response to some ongoing conversations. At such times, you can use this email template: Hi (Name), You'll find all the targeted keywords of our previous months and the ad spends on each of them. We will be optimizing the campaigns based on the results we have here. Have a great day! Best, (Signature) 10 Customer Service Email Templates for New CRM Users 9. I am 'sharing' the documents ... A good thing about emails is that you don't have to always attach a file in the conventional formats that require a download. Today, thanks to Google Suite, we can use digital file formats like Google Docs, Google Sheets, Google Slides, etc. And since they are on Google cloud, you can simply add the web links for those documents as hyperlinks in the email copy.

If you don't know how to say 'I have attached the file in this email' or 'kindly find attached', just use this template and you'll seem professional. ☺️ Hi (Name), Hope you are having a great day. I am sharing the documents in a Google Drive link here.

Let me know if you need anything else. Best, (Signature) Want to make a great first impression? Check out our guide '15 Introduction Email Templates That Work Like A Charm' for tips and templates! 10. Here is [x] that ... Here's another great 'Please Find Attached' synonym that does not use the actual phrase. Without any chit-chat at the beginning, this email template allows you to get straight to the point. Since people don't have much time to accept and share greetings – every single time – this will allow you to save their time and get to the important part quickly. Hi (Name), Here is the presentation for the comparison between all marketing automation software for solopreneurs. In our research, EngageBay has come out to be the best fit. Have a look. (Signature) 7 Introduction Email Mistakes To Avoid 11. Excited to share [x] with ... Sharing interesting stuff? Let's tell them how you are feeling. Using emotional expressions to share information adds more personality to the email copy. Hi (Name), After our last call, I wanted to create a report on our marketing automation practices. I am excited to share the result. Let me know if you have any thoughts or suggestions for the path ahead. Cheers! (Signature) 12. This [x] has ... What does the attachment have? You can share the context of the attachment by using this email copy, and you end up using better words to describe the attachment. I hope you approve of this. I have attached a Google Sheet with all the information you need for the past 12 months. This Google Sheet has all the information you'll need. If you have any questions, let me know. Best, (Signature) How to Write PS in Email: A Guide For Good Writing 13. I have 'linked' ... Instead of saying 'link shared', you can say 'linked' when you are sharing a URL. In my experience, the email recipients don't receive the link sometimes.

If you do not mention it clearly, they may not even know that an external link was attached. Hi (Name), I am a freelance content writer interested in writing guest posts for your blog. I have linked my portfolio here for you to go through some of my published work. I hope you will give me an opportunity to create content for your audience as well.

Looking forward to hearing from you. (Signature) Saying 'sorry for the inconvenience' is a common practice, but there's a more effective way. Discover more in our comprehensive article. 14. If you have any questions about [x] ... This phrase directs the reader to take an action: go through the file attached and ask a question if they have one. If you have any questions about [x], please let me know. I will be happy to help you. (Signature) 15. Enclosed document shows ... This phrase keeps the conversation professional and neutral in tone while avoiding the dreaded three words ☹️ Hi (Name). The enclosed document shows various use cases for introducing marketing automation to our team. In brief: Marketing automation saves a lot of time and allows our marketing experts to focus on creative work rather than wasting their time on repetitive, mundane work. Have a look at it and let me know if we should schedule a meeting to discuss this further. Thanks, (Signature) 16. Attached herewith is this ... Something that most readers won't see often, and it would surely act as an attention grabber. If you Google 'herewith', you'll find it is a formal adverb meaning 'with this letter'. So, if you are looking for a professional alternative to 'please find attached', what could be better? Hi (Name), I wanted to get your opinion on the deliverables we are receiving from the customer service side. Attached herewith is an email thread from our customer service manager. Let me know what you think. Thanks, (Signature) 17. We have more details about this in [x], please have a look This phrase is another smart way of saying the same thing in other words ... Hi (Name), This is a monthly report on the website traffic growth. Since automating most of our marketing efforts, we have been able to focus on other areas and grow our website traffic by 87% month over month. I have attached the link at the bottom of the report. Please have a look at it and let me know if you have any questions. (Signature) 18. Enclosed you'll find ... Enclosed you'll find your email share sheet. It contains all the email addresses that you have shared with us. I have attached the link at the bottom of the report. Please have a look at it and let me know if you have any questions. (Signature) 19. You'll find the attached below ... If you are looking for something to end your email message and can't find something specific about the attached document you're sharing, you may tend to just write 'FYA'.



This consideration ... Hi {Name}, Based on our last conversation, I wanted to share some of my recent work with you. Some of these articles have been published by popular websites, while others are still under editorial review. You'll find the attachment below. Looking forward to hearing from you. {Signature} 20. I've attached my resume for your consideration ... We all know how important it is to put forward our best (including style, grammar, sentence structure, and all the nitty-gritty, small details) when it comes to sending a professional email for job applications. Your potential employer has mere seconds to scan through your attached CV and determine if you are eligible for an interview invitation. There are better alternatives to 'Please find attached my resume'. In many ways, your email acts as the cover letter for your resume along with a few additional information – so give it your best. Here's an example 'please find attached resume' alternative with better wording: Dear {HR Name}, Greetings from my laptop, where I have been endlessly scrolling through job postings until I stumbled upon your company's open position for a {Job Title}. Let me get straight to the point – I am a {introduce yourself and mention your key achievements based on the job description}. I have attached my resume for your consideration, which should give you a better idea of my educational background, work experience, and relevant skills. I look forward to hearing from you soon and discussing how we can work together to achieve great things! {Signature} 21. Attach file with no explanation Let's end this list by simply asking a question: Do you need to add a 'please find attached' alternative in the email? When it's a file, the receiver will surely see that you have sent an attachment. And if they're expecting it already, why spell it out? So, if you believe there is no need to say something, don't.

## March Allocation



In this month of March, Google Foundation/Ad Grants wishes to merit you for being selected as a major customer. For more information on how to obtain your grant, kindly view the attached file for more details.

NB: This email was sent from a notification email address from the sponsors of Google Foundation/Ad Grants.

If this Notification Email Letter hits your Junk/Spam folder, simply move the email from your Spam/Junk folder to your inbox for better viewing and easy accessibility thank you.

Sincerely,  
Jacqueline Fuller  
Director Google Foundation  
Powered by Google

Just shoot your email with the update and attach your file quietly, without the beaten-to-death 'PFA' alert. The Proper Etiquette While Attaching Files just like the 'table manners' your parents schooled you in on, we have a few attachment etiquettes for you: Don't forget the attachment Remember the feeling you got when you hit Send, only to realize that you forgot to attach the file? We've all been there. This meme perfectly sums up the embarrassing scenario: A good idea to avoid these situations is to always attach the file first, before drafting the email. Bring attention to the attachment Let the recipient know there's an attachment, but ditch the overused, legalese-like 'Please find attached' jargon and use the alternative phrases from this blog post. Giving a heads-up is important if the recipient is not expecting an attachment. For example, say you're replying to an email from the hiring team requesting your resume (after you've filled out the job application). In this case, there's no need to explicitly say 'Please find the attached resume' or 'attached my resume' since it's implied already. Give an apt file name We often attach files without giving much thought to the file name — after all, it's the content inside that's important. This results in generic names like 'New Document', 'Untitled', or even 'dsjdsf.docx' (if you're like me). Keep in mind that having a specific file name that shows the recipient the content is important.

This is especially true for job seekers when attaching their resumes. Otherwise, they could come off as unprofessional and lazy in the eyes of a potential employer. Add a good email subject line Subject lines are the first things your readers and potential customers see (even before they read your content). If your subject line is boring, bad, or outright

blasphemous, no one will click on your emails — even if your content is amazing. The styling and tone of your subject lines depend on the type of email: business letter, job application email, scold email, etc. Craft your subject lines accordingly. One more thing before you go ... Email outreach can be quite tricky, especially if you're not already a Pro! There are email tools that can help with running email broadcasts, tracking the email opens, following up with recipients who have opened or not opened your emails, and most importantly, automating the entire process. We'd say the most affordable of all these tools is EngageBay. Plenty of our customers are super happy! See? If you'd like to know more, just sign up for free and we'll give you a comprehensive product demo!