


Date:	Name:	Contact No:
Horse Size:	Name:	Breed:



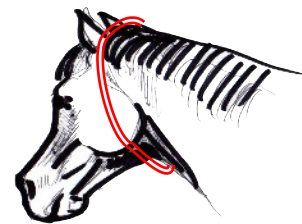
Corner to Corner - Measure from corner of mouth over head to same point on opposite side.

Measurement = _____



Head In between - Measure from level with bottom of ear, over head to same point on opposite side.

Measurement = _____




Throat Lash circumference - Measure around throat making sure the tape measure sits behind ears. Slacken tape so that three fingers can be inserted.

Measurement = _____




Browband in between - Measure from back of ear where head-piece will sit, across front of brow to same point on opposite side.

Measurement = _____



Noseband circumference - From the point where the noseband will sit, measure the circumference of the nose.

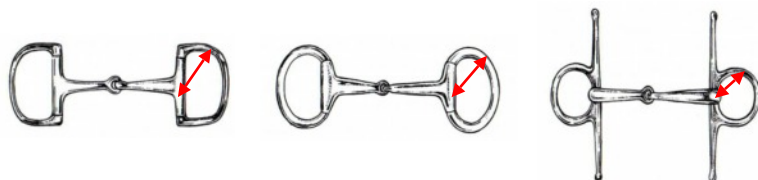
Measurement = _____



Noseband In between - From the point where the noseband will sit, in line with the corner of the mouth, measure across the nose to the same point on the opposite side.

Measurement = _____

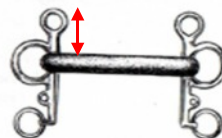
Bit Allowance - relates to the bit to be used with the bridle being made.



Dee ring, eggbutts and fulmars - Measure from the centre of the bit to the point where the cheeks will sit in the bit.



Loose Ring - Measure the diameter of the ring.



Fixed Cheek - Measure from top of bit to top of ring where cheeks sit.

Bit Allowance =

Bridle type & Colour: (e.g Cavason, padded headpiece etc).

Item	Width	Type	Item	Width	Type (give size for reins)
Cheeks			Bradoons		
Browband			Reins 1		
Noseband			Reins 2		