



**MITSUBISHI
DIESEL ENGINE
S3L2-63SGM
S4L2-63SGM**

for MASTERVOLT

May 2006

MITSUBISHI GENUINE PARTS

“MITSUBISHI GENUINE PARTS” should be used exclusively for servicing your Mitsubishi engine.

“MITSUBISHI GENUINE PARTS” are superior and reliable because they have been produced under the excellent quality-control system, and have passed the strict inspections.

Imitation parts are not reliable from the viewpoints of their material and manufacturing method which are entirely incomparable with those of genuine parts.

A large assortment of “MITSUBISHI GENUINE PARTS” is always available at any of our authorized dealers, so do your ordering at your nearest dealer by specifying “MITSUBISHI GENUINE PARTS”.

GUIDE FOR USE OF PARTS CATALOGUE

This Parts Catalogue contains service parts for the following Mitsubishi S3L2 and S4L2 diesel engine.

The applicable engine type and serial number are as below:

| ENGINE NAME | MODEL | USE • SPECIFICATION | APPLICABLE SERIAL NO. |
|-------------|-------|---------------------|-----------------------|
| S3L2 | 63SGM | For Generator | XXXXXX-UP |
| S4L2 | 63SGM | For Generator | XXXXXX-UP |

2. When ordering parts, give the Mitsubishi dealer or distributor the following information:

- (1) Part number (or assembly number) and part name.
- (2) Quantity required
- (3) Model and serial number

NOTE: In some cases a substitute part is furnished instead of the part ordered.

3. Indication of assembled bolts with washer

Of the standard bolts, those with washers are identified by the symbol "B/W" in the Description column of each list. (Part Name: BOLT,W/WASHER)

For the part numbers of the bolts and washers and those of bolts with washers, refer to the listing (beginning with the page D1) at the end of this parts catalogue. These bolts and washers should be ordered individually.

4. Indication of combination for replaceability — "G"—

The new part to be used in combination with the other part in place of an old part is identified by the symbol "G" in the interchangeability code column of each list..

For the parts to be combined, refer to the listing (beginning with E1) at the end of this parts catalogue.

5. For the numerical index, refer to the page beginning with C1 at the end of this parts catalogue.

6. Some illustration may have some difference from the real part shape when the illustration Shows a representation of various parts.

7. The parts and part numbers are subject to change without prior notice.

SAMPLE OF PARTS CATALOGUE

GROUP NUMBER

GROUP NAME

07-01 CRANKCASE ASSY

Model type

Not applicable to the model of this column

Applicable to serial No. shown on cover and up if blank.

| REF. -NO. | PART NO. | R P | S E N Q G | PART NAME & DESCRIPTION | MODEL&QTY | | APPLICABLE SERIAL NO. | | M V R D |
|-----------|-------------|--------|-----------------------|-------------------------|-----------|------|-----------------------|---------|------------------|
| | | | | | S3L2 | S4L2 | FROM@- | -@UPTO | |
| 1 | 32507-70010 | | | CRANKCASE ASSY | 1 | 1 | | | |
| 1 01 | F2846-14000 | | | PIN,DOWEL | 1 | 1 | | | A |
| 1 02 | 32507-01400 | | | WASHER | 1 | 1 | | | A |
| 1 03 | * | | | CAP,MAIN BEARING | 6 | 6 | | | |
| 1 04 | * | | | CAP,MAIN BEARING | 1 | 1 | | | |
| 1 05 | * | | | CRANKCASE | 1 | 1 | | | |
| 2 | 32507-02500 | C | | HANGER B10,B13 | 1 | 1 | | -011285 | |
| | 32507-02700 | N 1 | | HANGER B10,B13 | 1 | 1 | | 011286- | V |
| 3 | 32507-04100 | Q | | SHIM T=0.5 | . | . | | @011294 | |
| | 32507-04100 | 1 | | SHIM T=0.5 | 1 | 1 | | 011295@ | |
| 4 | F1805-10025 | | | BOLT,W/WASHER B/W | 8 | 8 | | | A |

Part not to be supplied See(3)

See(8)-(a)Description codes

See(8)-(c)Specification codes

See(8)-(b)Description

See(6)Change codes.

See(5)Sequence-of-change numbers.

See(2)Reference number.

See(4)Interchangeability codes.

Quantity per unit

Applicable from serial No. indicated.

Applicable from 011295 (Scheduled)if suffixed with @ and sometimes differs from real serial No.

Applicable up to serial No. indicated.

High-demand part. See(11)

Part newly changed or added.See(12)

Applicable up to 011294 (Scheduled)if prefixed with @ and sometimes differs from real serial No.

NOTE: Some of model designations, number of variations and serial numbers, indicated above, are quoted from other parts catalogues.
 Read these items of information as those for this parts catalogue.

NOTE: For the description of each item, refer to the pages which follow.

HOW TO USE THIS PARTS CATALOGUE

(to be referred to together with the former SAMPLE OF PARTS CATALOGUE)

(1)

01-00-01 CYLINDER HEAD(FOR S3L2)

| REF. -NO. | PART NO. | R / P | S E N Q G | PART NAME & DESCRIPTION | MODEL & QTY | | | APPLICABLE SERIAL NO. | | M / R | V R D |
|--------------|-------------|-------------|-----------------------|-------------------------|-------------|------|--|-----------------------|--------|-------------|-------------|
| | | | | | S3L2 | S4L2 | | FROM@- | -@UPTO | | |
| 1 | 31B01-31041 | | | HEAD ASSY, CYLINDER | 1 | . | | | | | |
| 2 | * | | | HEAD SUB ASSY, CYL | 1 | . | | | | | |
| 2 01 | MD000245 | | | CAP, SEALING | 1 | . | | | | | |
| 2 02 | MF665538 | | | CAP, SEALING | 5 | . | | | | | |
| 2 03 | * | | | SEAT, INLET VALVE | 3 | . | | | | | |

- 3-

The items (1) thru (12) are as described below:

(1) Compiling system

The systems of a unit are grouped according to their location in the unit. The groups, each identified by group number, are listed in the order by CONTENTS. Each group is preceded by an "exploded view" which clearly illustrates each part in its correct relation to the other parts in the illustration.

(2) Reference number

Abbreviated to "REF. No.," this number is used to locate a part in the illustration. In cases where the reference number is of three to four figures, the first and second figures show the reference number of an assembly, and the last two figures show the numbers of its component parts.

(3) Part numbers

The part numbers shown in this parts catalogue are those assigned to genuine Mitsubishi parts.

NOTE: Parts with asterisk (*) are not supplied individually.

(4) Interchangeability codes

This interchangeability codes used in this parts catalogue are as follows:

| PART NO. | Code (R/P) | DESCRIPTION |
|------------------|-----------------------|--|
| A(Old) B(New) | R | B(new part) and A(old part) are mutually interchangeable |
| A(Old) B(New) | 1 | A(Old part) is not supplied. B(new part) can be substituted for A(Old part). |
| A(Old) B(New) | 3 | B(new part) can be substituted for A(old part). [A(old part) cannot be substituted for B(new part).] |
| A(Old) B(New) | N | B(new part) and A(old part) are not interchangeable. |
| A(Old) B(New) | G | B(new part) can be substituted for A(old part) in combination with other part(s). (For the parts to be combined, refer to the listing beginning with the page E1 at the end of this parts catalogue.) |

(5) Sequence-of-change numbers

The parts are changed for improved quality or performance. Their changes are indicated in sequence by numerals (1. 2. 3...)

Blank : Original

1 : 1st change

2 : 2nd change

3 : 3rd change

(6) Change codes

These codes indicate the reason or purpose of changes of the parts.

A : Added part (a part entered into service)

C : Change of part number

D : Deleted part (a part applicable up to the serial no. expressed in Serial No. column)

E : Added part except above reasons

Q : Change of quantity

(7) Part name

Abbreviations are sometimes used. For the abbreviations, refer to TABLE OF SYMBOLS & ABBREVIATIONS appeared in hide pages of this general information chapter.

NOTE: The location terms LH (left hand) and RH (right hand) are as these directions viewed from the flywheel side of an engine.

(8) Description & specification codes

(a) Description codes (expressed in the first part of Description column).

B/W: Assembled bolt (with washer)

KIT: Part supplied as a kit

STD: Standard part

OPT: Optional part

AR : Part used, as required or by selection or in adjusted quantity for necessity

SFN: Semi-finished part

(b) The Description codes in above paragraph (a) are followed by supplementary explanation such as dimensions (thickness, length, etc.) ,manufacturer part number, manufacturer name, etc. as occasion demands.

NOTE: Unless otherwise indicated, the dimensions are shown in millimeter and the name of unit is abbreviated.

(Examples) Thickness:T=1.00 Length:L=1000

Width:W=1500 Height:L=500

(c) Specification codes

Each specification or type of model and/or selective specifications of a unit are indicated by codes of three figures. For these codes, refer to LIST OF SPECIFICATION CODES appeared in hind pages of this general information chapter.

NOTE: Unless indicated by the specification codes, the parts may be used for the products of all specifications.

(Examples) A10:For diesel fuel

B10:With industrial electric starter

(d) The parts indicated as "NOT SHOWN", such as component parts of overhaul gasket kit, are not shown in the illustration.

(9) Model & quantity

(a) **Model** : Model, type, specification, destination, etc. of product to which a parts catalogue applies are indicated in the title column of each variation.

(b) **Quantity** :Quantity of part or assembly and its component parts required for one unit of product is indicated.

NOTE :In case "AR" appears in QTY column, it is required to adjust quantity for use.

(10) Applicable serial numbers

Applicable serial numbers of engine are indicated in the "UPTO" or "FROM" column. Serial numbers with "@" are scheduled ones and sometimes differ from the real serial numbers. If the "FROM" column is blank, the part is applicable to serial number shown on this cover and up.

(11) Management rank

Parts ranked as "A" are high-demand parts. This ranking is to be referred to by dealers, and is devised to facilitate and rationalize their distribution, stocking and inventory of the parts.

(12) Parts changed or added after the last parts list that has been published are identified by "V."

TABLE OF SYMBOLS & ABBREVIATIONS

| SYMBOL | DESCRIPTION | | SYMBOL | DESCRIPTION | |
|---------|---------------------------|--|--------|----------------|--|
| ACCEL | ACCELERATOR | | ELEC | ELECTRIC | |
| ADJ | ADJUSTING (ADJUSTABLE) | | ENG | ENGINE | |
| AIR-CON | AIR-CONDITIONER | | EQUIP | EQUIPMENT | |
| ASSY | ASSEMBLY | | EXH | EXHAUST | |
| ATT | ATTACHMENT | | E/TNK | EXPANSION TANK | |
| AUTO | AUTOMATIC | | FITT | FITTING | |
| AUX | AUXILIARY | | FLEX | FLEXIBLE | |
| AR | AS REQUIRED | | FR | FRONT | |
| B/H | BACKHOE | | GSKT | GASKET | |
| BATT | BATTERY | | GEN | GENERATOR | |
| BRG | BEARING | | GOV | GOVERNOR | |
| B/PMP | BILGE PUMP | | G/N | GROUP NUMBER | |
| BRKT | BRACKET | | H/EXCH | HEAT EXCHANGER | |
| BUSH | BUSHING | | HEX | HEXAGON | |
| CARB | CARBURETOR | | HYD | HYDRAULIC | |
| C/L | CENTERLINE | | H= | HEIGHT | |
| COMPR | COMPRESSOR | | IND | INDUSTRIAL | |
| CON-ROD | CONNECTING-ROD | | INJ | INJECTION | |
| C/MBR | CROSS-MEMBER | | INSTAL | INSTALLATION | |
| CYL | CYLINDER | | INST | INSTRUMENT | |
| DIA | DIAMETER | | INTLK | INTERLOCK | |
| DIFF | DIFFERENTIAL | | JUNC | JUNCTION | |
| DISTR | DISTRIBUTOR | | KD | KNOCKDOWN | |
| DR | DRIVE | | L.H | LEFT HAND | |
| D= | OUT DIAMETER | | LUB | LUBRICATION | |
| | | | L= | LENGTH | |

TABLE OF SYMBOLS & ABBREVIATIONS

| SYMBOL | DESCRIPTION | | SYMBOL | DESCRIPTION | |
|---------|------------------------|--|---------|----------------------|--|
| MANF | MANIFOLD | | STD | STANDARD | |
| MAX | MAXIMUM | | SUPT | SUPPORT | |
| M.L.H | MAXIMUM LIFTING HEIGHT | | SYM | SYMBOL | |
| MIN | MINIMUM | | SYNCH | SYNCHRONIZER | |
| MTR | MOTOR | | SYS | SYSTEM | |
| MTG | MOUNTING | | TEMP | TEMPERATURE | |
| NO. | NUMBER | | TERM | TERMINAL | |
| OPT | OPTION | | T/CONV | TORQUE-CONVERTER | |
| O/D | OVER DRIVE | | T/F | TRANSFER | |
| O.S | OVERSIZE | | T/M | TRANSMISSION | |
| PTO | POWER TAKE-OFF | | T/HSG | TURBINE-HOUSING | |
| P/S | POWER STEERING | | T/C | TURBOCHARGER | |
| PRESS | PRESSURE | | T= | THICKNESS | |
| P/N | PART NUMBER | | U/BODY | UNDERBODY | |
| QTY | QUANTITY | | U.S | UNDERSIZE | |
| | | | UNIV | UNIVERSAL | |
| RAD | RADIATOR | | VAC | VACUUM | |
| RE | REAR | | VENT | VENTILATOR | |
| REG | REGULATOR | | W/STRIP | WEATHERSTRIP | |
| REV | REVERSE | | W/ | WITH | |
| R.H | RIGHT HAND | | W/O | WITHOUT | |
| REF.NO. | REFERENCE NUMBER | | W/W | WOODWARD | |
| R/N | REFERENCE NUMBER | | W/PMP | WATER PUMP | |
| S/PMP | SEA WATER PUMP | | W= | WIDTH | |
| SECT | SECTION | | Z= | NUMBER OF GEAR TEETH | |
| S/MBR | SIDEMEMBER | | | | |

TABLE OF SYMBOLS & ABBREVIATIONS

| SYMBOL | DESCRIPTION | | SYMBOL | DESCRIPTION | |
|--------|-------------------------|--|--------|-------------|--|
| 1ST | FIRST | | | | |
| 2ND | SECOND | | | | |
| 3RD | THIRD | | | | |
| 4TH | FOURTH | | | | |
| 5TH | FIFTH | | | | |
| & | AND | | | | |
| @ | UNCONFIRMED | | | | |
| * | PART NOT TO BE SUPPLIED | | | | |

CONTENTS

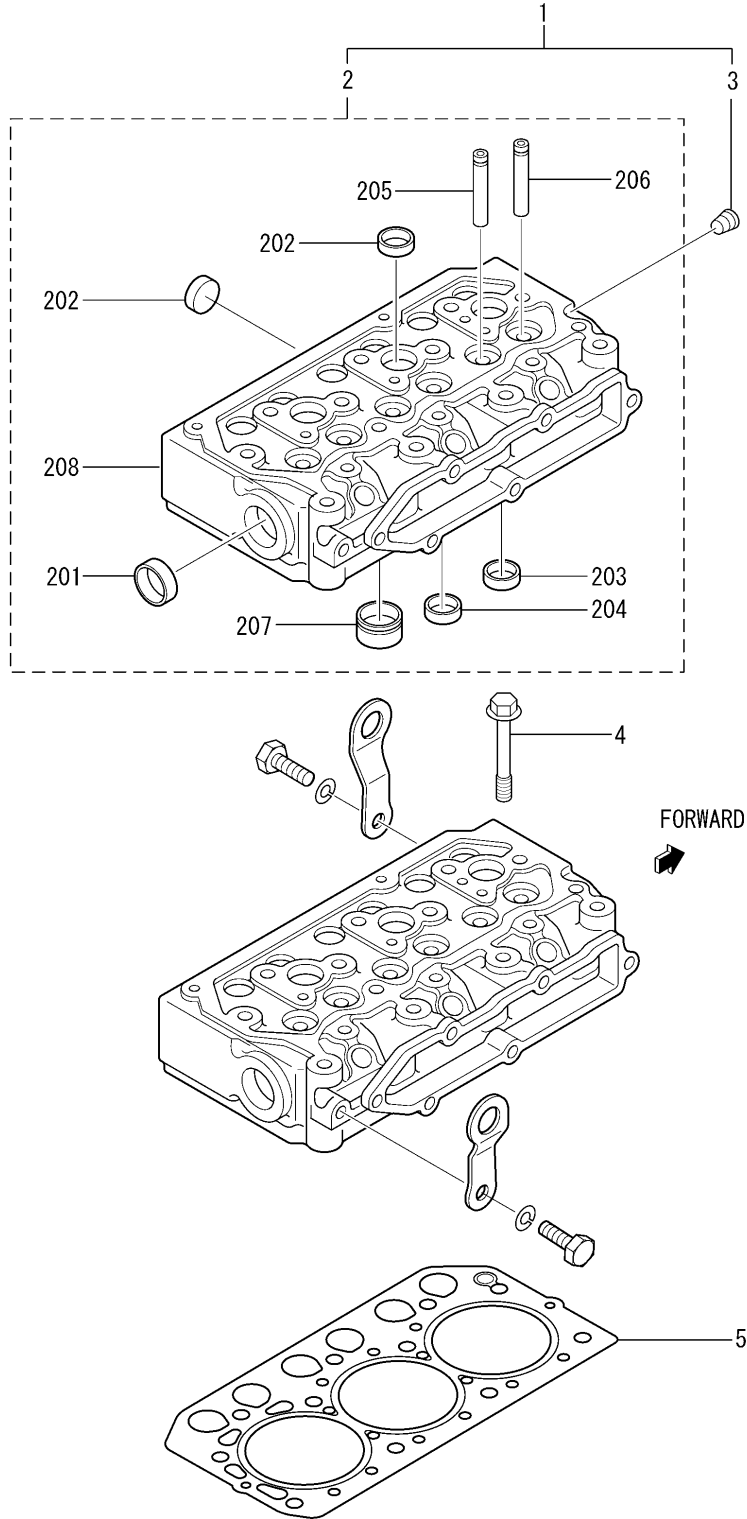
| GROUP NO. | GROUP NAME | PAGE |
|--------------------|--------------------------------|------|
| ENGINE BODY | | |
| 01-00-01 | CYLINDER HEAD (FOR S3L2) | 2 |
| 01-00-02 | CYLINDER HEAD (FOR S4L2) | 4 |
| 01-02 | LIFTING EYE | 6 |
| 04-01 | VALVE MECHANISM | 8 |
| 04-02-01 | ROCKER COVER (FOR S3L2) | 10 |
| 04-02-02 | ROCKER COVER (FOR S4L2) | 12 |
| 05 | CAMSHAFT | 14 |
| 07-00-01A | CRANKCASE (FOR S3L2) | 16 |
| 07-00-01B | CRANKCASE (FOR S4L2) | 18 |
| 07-00-02 | CRANKCASE | 20 |
| 07-02 | DRAIN COCK & PIPE | 22 |
| 09 | MAIN BEARING | 24 |
| 11 | TIMING GEAR CASE | 26 |
| 12 | FLYWHEEL HOUSING | 28 |
| 13 | OIL PAN | 30 |
| 14 | ENGINE SUPPORT | 32 |
| 17 | PISTON | 34 |
| 19 | CONNECTING-ROD | 36 |
| 20 | CRANKSHAFT & PULLEY | 38 |
| 21 | FLYWHEEL | 40 |

| GROUP NO. | GROUP NAME | PAGE |
|-----------------------------------|---------------------------------|------|
| 23 | TIMING GEAR | 42 |
| INLET & EXHAUST SYSTEM | | |
| 30 | INLET SYSTEM | 44 |
| OIL SYSTEM | | |
| 35 | OIL PUMP | 46 |
| 35-02 | OIL STRAINER | 48 |
| 36 | OIL SYSTEM | 50 |
| 40 | OIL FILTER & GAGE | 52 |
| FUEL SYSTEM | | |
| 43 | BREATHER | 54 |
| COOLING SYSTEM | | |
| 45 | WATER PUMP | 56 |
| 46 | COOLING SYSTEM | 58 |
| 48-02 | FAN SPACER & V-BELT | 60 |
| 61-00-01 | FUEL SYSTEM (FOR S3L2) | 62 |
| 61-00-02 | FUEL SYSTEM (FOR S4L2) | 64 |
| 61-00-03 | NOZZLE & NOZZLE HOLDER | 66 |
| 63-00-01 | GOVERNOR (FOR S3L2) | 68 |
| 63-00-02 | GOVERNOR (FOR S4L2) | 70 |
| 65-00-01 | INJECTION PUMP | 72 |
| 65-00-02A | INJECTION PUMP (FOR S3L2) | 74 |
| 65-00-02B | INJECTION PUMP (FOR S4L2) | 76 |
| 65-02 | FUEL INJECTION PUMP DRIVE | 78 |

| GROUP NO. | GROUP NAME | PAGE |
|------------------------------|--------------------------------------|------|
| STARTING SYSTEM | | |
| 66-00-01 | STARTER | 80 |
| 66-00-02A | STARTER (FOR S3L2) | 82 |
| 66-00-02B | STARTER (FOR S4L2) | 84 |
| 66-02 | GLOW PLUG | 86 |
| 68-00-01 | ALTERNATOR | 88 |
| 68-00-02 | ALTERNATOR (12V-50A) | 90 |
| CONTROL SYSTEM | | |
| 87 | ENGINE CONTROL | 92 |
| INSTRUMENT PARTS | | |
| 90 | INSTRUMENT | 94 |
| REPAIR PARTS | | |
| 94-00-01 | OVERHAUL GASKET KIT (FOR S3L2) | 96 |
| 94-00-02 | OVERHAUL GASKET KIT (FOR S4L2) | 98 |
| NUMERICAL PARTS INDEX | | C1 |
| TABLE OF BOLT,W/WASHER | | D1 |

01-00-01 CYLINDER HEAD(FOR S3L2)

2-

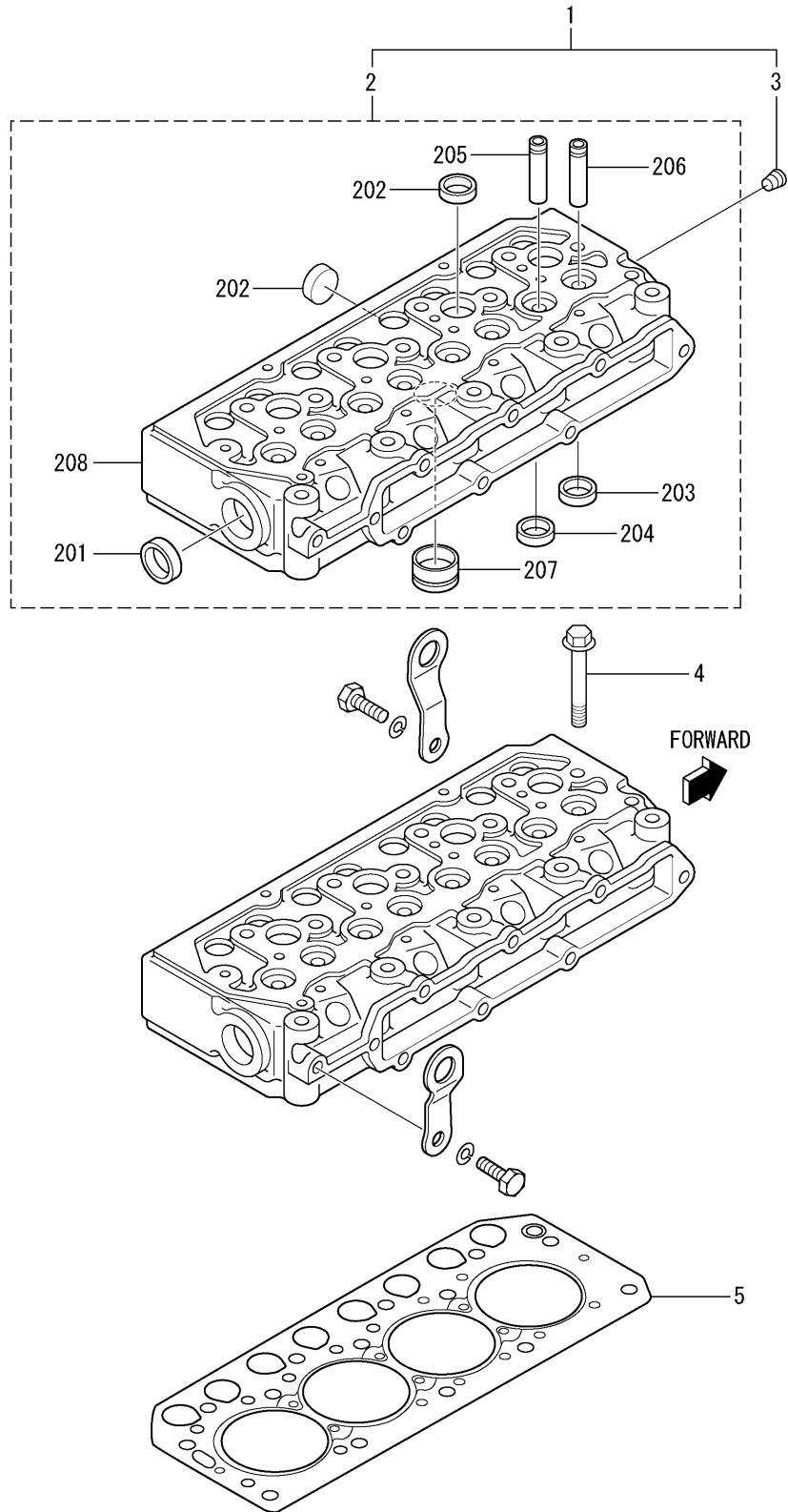


01-00-01 CYLINDER HEAD(FOR S3L2)

| REF. -NO. | PART NO. | R / P | S E N G G | PART NAME & DESCRIPTION | MODEL & QTY | | | APPLICABLE SERIAL NO. | | M / R | V R D |
|--------------|-------------|-------------|-----------------------|-------------------------|-------------|-------------|--|-----------------------|---------------------|-------------|-------------|
| | | | | | S3L2 | S4L2 | | FROM@- | -@UPTO | | |
| | | | | | 1 | 31B01-31041 | | | HEAD ASSY, CYLINDER | | |
| 2 | * | | | HEAD SUB ASSY, CYL | 1 | . | | | | | |
| 2 01 | MD000245 | | | CAP, SEALING | 1 | . | | | | | |
| 2 02 | MF665538 | | | CAP, SEALING | 5 | . | | | | | |
| 2 03 | * | | | SEAT, INLET VALVE | 3 | . | | | | | |
| 2 04 | * | | | SEAT, EXHAUST VALVE | 3 | . | | | | | |
| 2 05 | 31A01-02500 | | | GUIDE, EXHAUST VALVE | 3 | . | | | | | |
| 2 06 | 31A01-02600 | | | GUIDE, INLET VALVE | 3 | . | | | | | |
| 2 07 | 31A03-01500 | | | JET, COMBUSTION | 1 | . | | | | | |
| 2 08 | * | | | CYLINDER HEAD | 3 | . | | | | | |
| 3 | MS661140 | | | PLUG, TAPERED | 1 | . | | | | A | |
| 4 | 31A01-11101 | | | BOLT, CYLINDER HEAD | 11 | . | | | | | |
| 5 | 31B01-23200 | | | GASKET, CYLINDER HEAD | 1 | . | | | | A | |
| | | | | | | | | | | | |
| | | | | | | | | | | | |
| | | | | | | | | | | | |
| | | | | | | | | | | | |
| | | | | | | | | | | | |
| | | | | | | | | | | | |
| | | | | | | | | | | | |
| | | | | | | | | | | | |
| | | | | | | | | | | | |
| | | | | | | | | | | | |
| | | | | | | | | | | | |
| | | | | | | | | | | | |
| | | | | | | | | | | | |

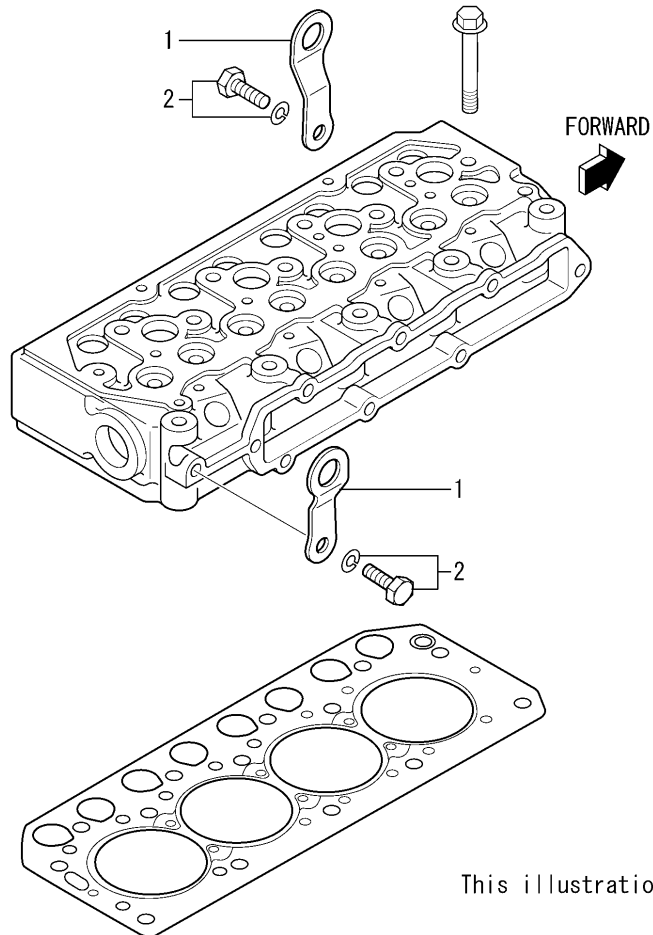
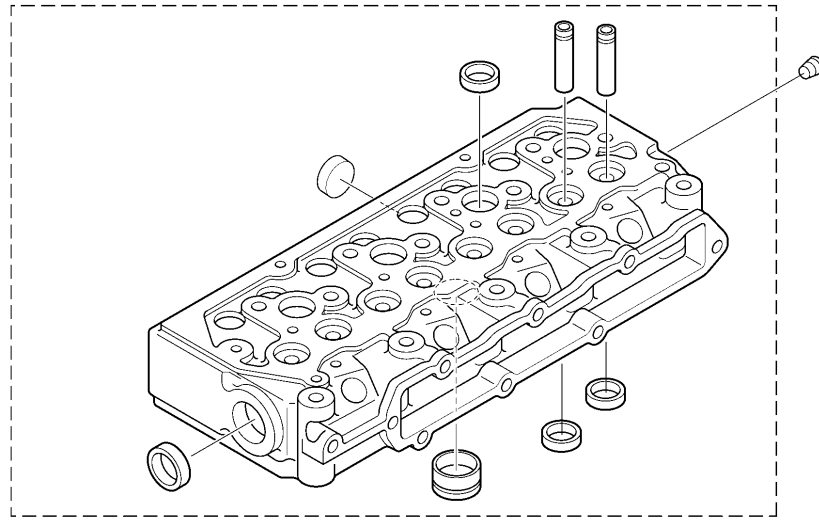
01-00-02 CYLINDER HEAD(FOR S4L2)

4-



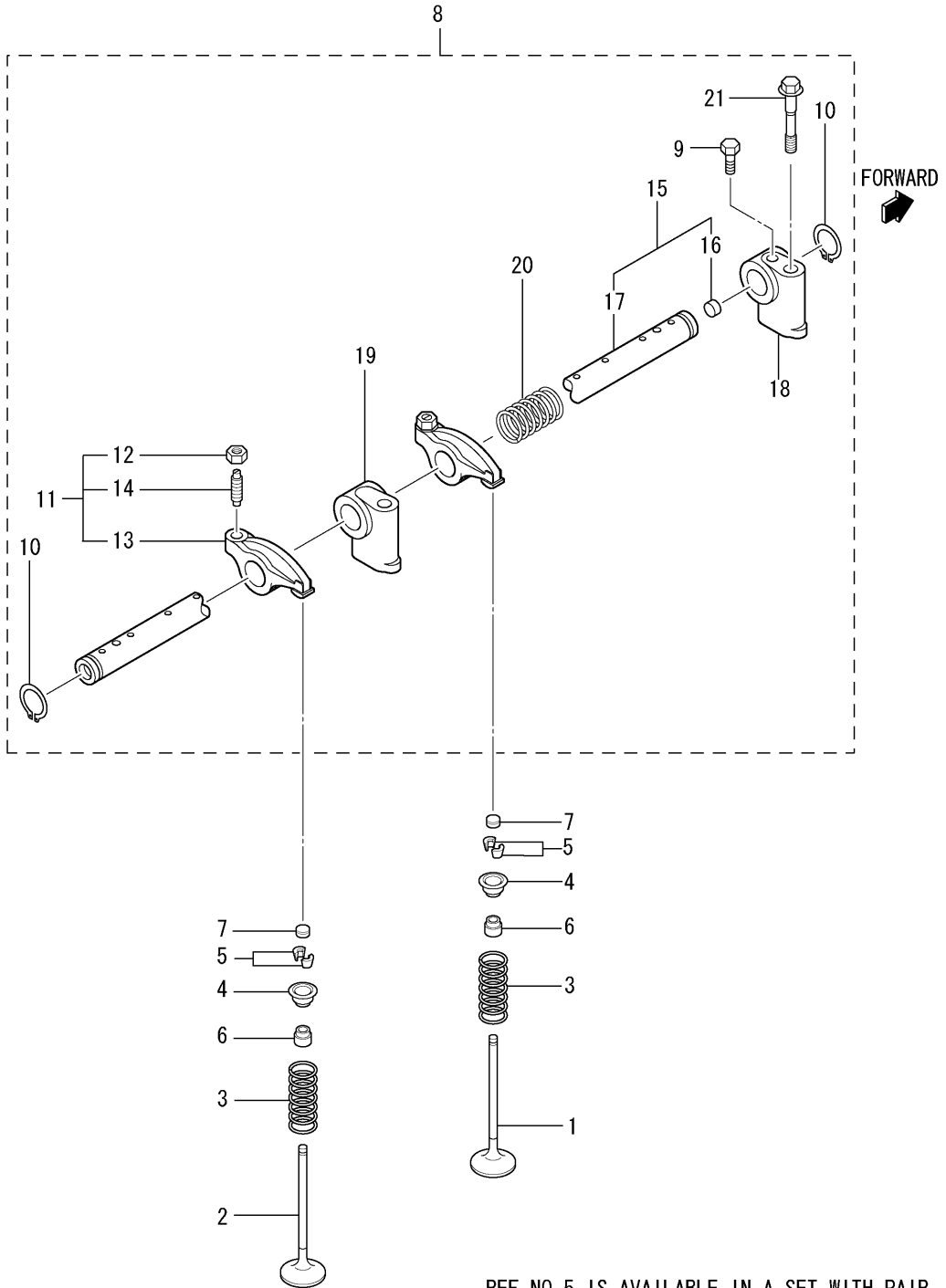
01-00-02 CYLINDER HEAD(FOR S4L2)

| REF. -NO. | PART NO. | R / P | S E N G G | PART NAME & DESCRIPTION | MODEL & QTY | | | APPLICABLE SERIAL NO. | | M / R | V R D |
|--------------|-------------|-------------|-----------------------|-------------------------|-------------|------|--|-----------------------|--------|-------------|-------------|
| | | | | | S3L2 | S4L2 | | FROM@- | -@UPTO | | |
| | | | | | | | | | | | |
| 1 | 31A01-51041 | | | HEAD ASSY, CYLINDER | - | 1 | | | | | |
| 2 | * | | | HEAD SUB ASSY, CYL | - | 1 | | | | | |
| 2 01 | MD000245 | | | CAP, SEALING | - | 1 | | | | | |
| 2 02 | MF665538 | | | CAP, SEALING | - | 7 | | | | | |
| 2 03 | * | | | SEAT, INLET VALVE | - | 4 | | | | | |
| 2 04 | * | | | SEAT, EXHAUST VALVE | - | 4 | | | | | |
| 2 05 | 31A01-02500 | | | GUIDE, EXHAUST VALVE | - | 4 | | | | | |
| 2 06 | 31A01-02600 | | | GUIDE, INLET VALVE | - | 4 | | | | | |
| 2 07 | 31A03-01500 | | | JET, COMBUSTION | - | 1 | | | | | |
| 2 08 | * | | | CYLINDER HEAD | - | 4 | | | | | |
| 3 | MS661140 | | | PLUG, TAPERED | - | 1 | | | | | A |
| 4 | 31A01-11101 | | | BOLT, CYLINDER HEAD | - | 14 | | | | | |
| 5 | 31A01-33300 | | | GASKET, CYLINDER HEAD | - | 1 | | | | | A |
| | | | | | | | | | | | |
| | | | | | | | | | | | |
| | | | | | | | | | | | |
| | | | | | | | | | | | |
| | | | | | | | | | | | |
| | | | | | | | | | | | |
| | | | | | | | | | | | |
| | | | | | | | | | | | |
| | | | | | | | | | | | |
| | | | | | | | | | | | |
| | | | | | | | | | | | |
| | | | | | | | | | | | |



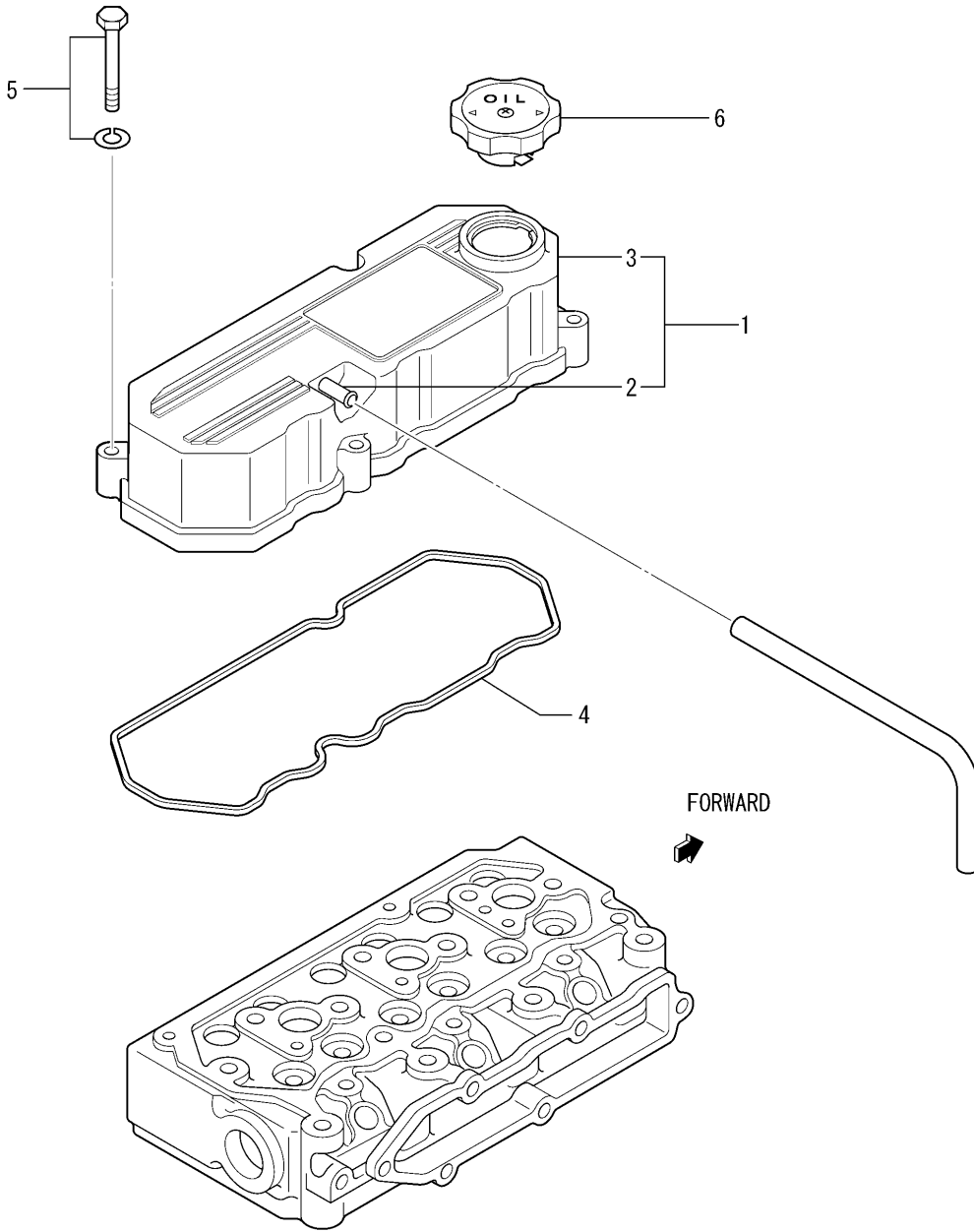
This illustration shows S4L2

04-01 VALVE MECHANISM



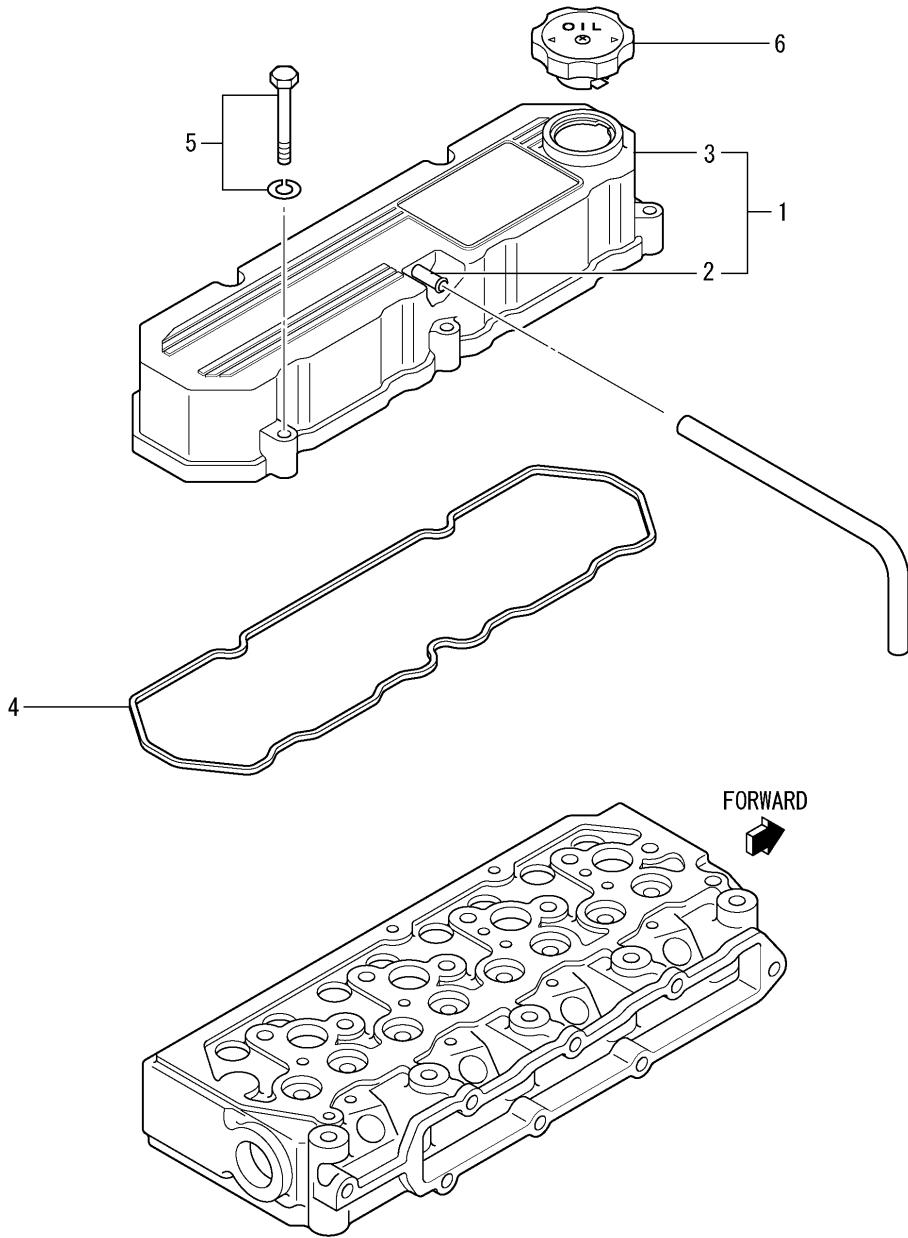
| REF. -NO. | PART NO. | R / P | S E N G G | PART NAME & DESCRIPTION | MODEL & QTY | | | APPLICABLE SERIAL NO. | | M / R | V R D |
|--------------|-------------|-------------|-----------------------|-------------------------|-------------|------|--|-----------------------|--------|-------------|-------------|
| | | | | | S3L2 | S4L2 | | FROM@- | -@UPTO | | |
| 1 | 31A04-00800 | | | VALVE, INLET | 3 | - | | | | | |
| 2 | 31A04-40100 | | | VALVE, INLET | - | 4 | | | | | |
| 3 | 31A04-00900 | | | VALVE, EXHAUST | 3 | - | | | | | |
| | 31A04-30200 | | | VALVE, EXHAUST | - | 4 | | | | | |
| | 31A04-01301 | | | SPRING, VALVE | 6 | 8 | | | | | A |
| 4 | MM433-30601 | | | RETAINER, VALVE STEM | 6 | 8 | | | | | |
| 5 | MD016483 | | | LOCK, VALVE SPRING | 12 | 16 | | | | | |
| 6 | MD115472 | | | SEAL, VALVE STEM | 6 | 8 | | | | | A |
| 7 | 31A04-00700 | | | CAP, VALVE STEM | 6 | 8 | | | | | |
| 8 | 31B04-00014 | | | ROCKER & SHAFT ASSY | 1 | - | | | | | |
| 9 | 31A04-30043 | | | ROCKER & SHAFT ASSY | - | 1 | | | | | |
| 10 | F1035-05010 | | | BOLT | 1 | 1 | | | | | A |
| 11 | MF522010 | | | RING, SNAP | 2 | 2 | | | | | A |
| 12 | 31A04-11024 | | | ROCKER ASSY | 6 | 8 | | | | | |
| | F2325-08000 | | | NUT, JAM | 6 | 8 | | | | | A |
| 13 | * | | | ROCKER, ARM | 6 | 8 | | | | | |
| 14 | 32A04-02401 | | | SCREW, ROCKER | 6 | 8 | | | | | |
| 15 | 31B04-01010 | | | SHAFT ASSY, ROCKER | 1 | - | | | | | |
| | 31A04-21010 | | | SHAFT ASSY, ROCKER | - | 1 | | | | | |
| 16 | MD021204 | | | CAP, SEALING | 2 | 2 | | | | | |
| 17 | * | | | SHAFT, ROCKER | 1 | 1 | | | | | |
| 18 | 31A04-34100 | | | BRACKET, ROCKER SHAFT | 1 | 1 | | | | | |
| 19 | 31A04-34300 | | | BRACKET, ROCKER SHAFT | 2 | 3 | | | | | |
| 20 | 32C04-04500 | | | SPRING, ROCKER | 2 | 3 | | | | | |
| 21 | 32C04-06100 | | | BOLT, ROCKER BRACKET | 3 | 4 | | | | | |
| | | | | | | | | | | | |
| | | | | | | | | | | | |
| | | | | | | | | | | | |
| | | | | | | | | | | | |
| | | | | | | | | | | | |
| | | | | | | | | | | | |
| | | | | | | | | | | | |
| | | | | | | | | | | | |
| | | | | | | | | | | | |

04-02-01 ROCKER COVER(FOR S3L2)

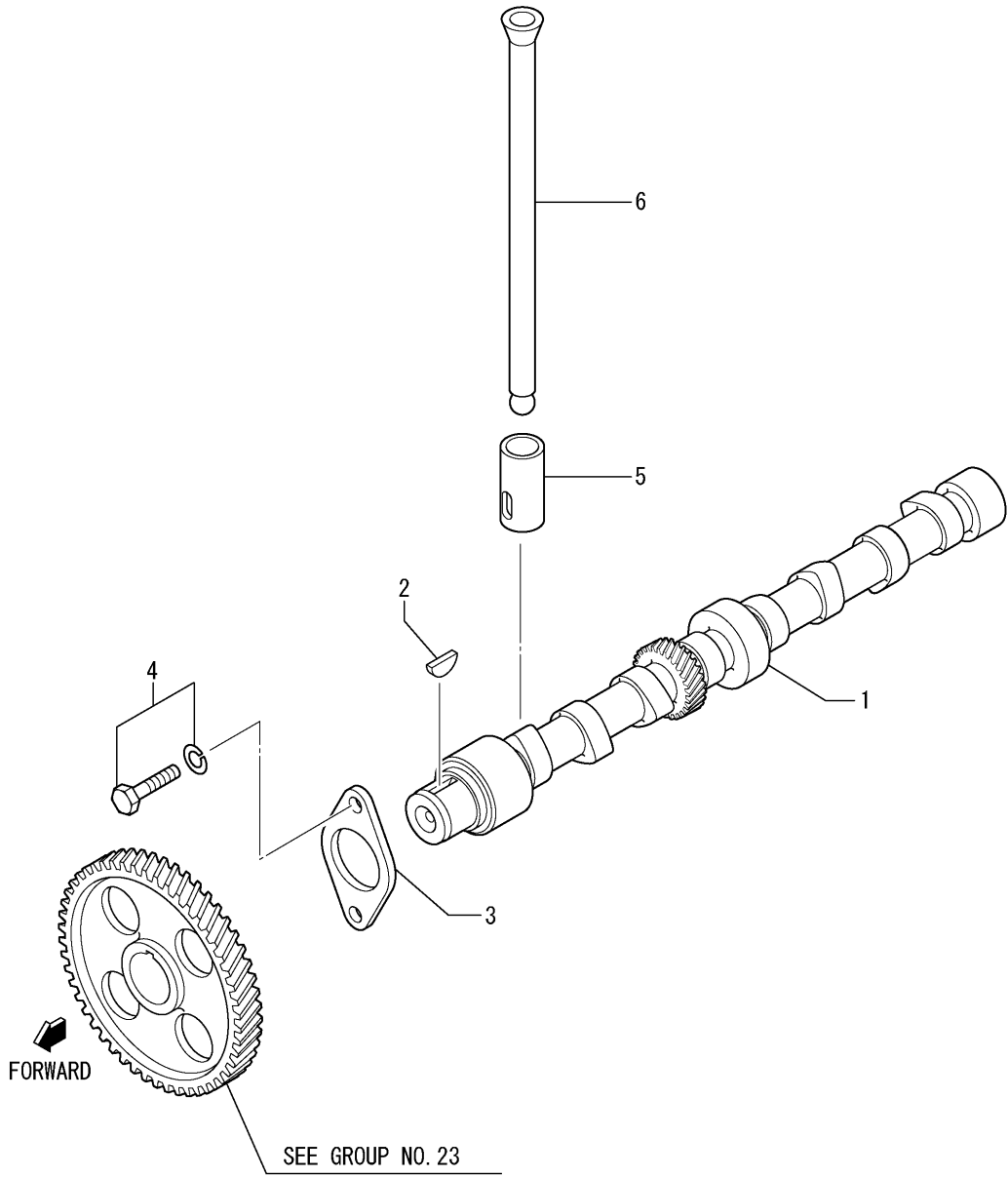


| REF. -NO. | PART NO. | R / P | S C E N E Q G | PART NAME & DESCRIPTION | MODEL & QTY | | | APPLICABLE SERIAL NO. | | M / R | V R D |
|--------------|-------------|-------------|---------------------------------|-------------------------|-------------|------|--|-----------------------|--------|-------------|-------------|
| | | | | | S3L2 | S4L2 | | FROM@- | -@UPTO | | |
| | | | | | | | | | | | |
| 1 | 31B04-03011 | | | COVER ASSY, ROCKER | 1 | . | | | | | |
| 2 | * | | | PIPE | 1 | . | | | | | |
| 3 | * | | | COVER, ROCKER | 1 | . | | | | | |
| 4 | 31B04-13201 | | | GASKET, ROCKER COVER | 1 | . | | | | | A |
| 5 | F1805-08040 | | | BOLT, W/WASHER | 4 | . | | | | | A |
| 6 | MD008784 | | | CAP, OIL FILLER | 1 | . | | | | | |
| | | | | | | | | | | | |
| | | | | | | | | | | | |
| | | | | | | | | | | | |
| | | | | | | | | | | | |
| | | | | | | | | | | | |
| | | | | | | | | | | | |
| | | | | | | | | | | | |
| | | | | | | | | | | | |
| | | | | | | | | | | | |
| | | | | | | | | | | | |
| | | | | | | | | | | | |
| | | | | | | | | | | | |
| | | | | | | | | | | | |

04-02-02 ROCKER COVER(FOR S4L2)

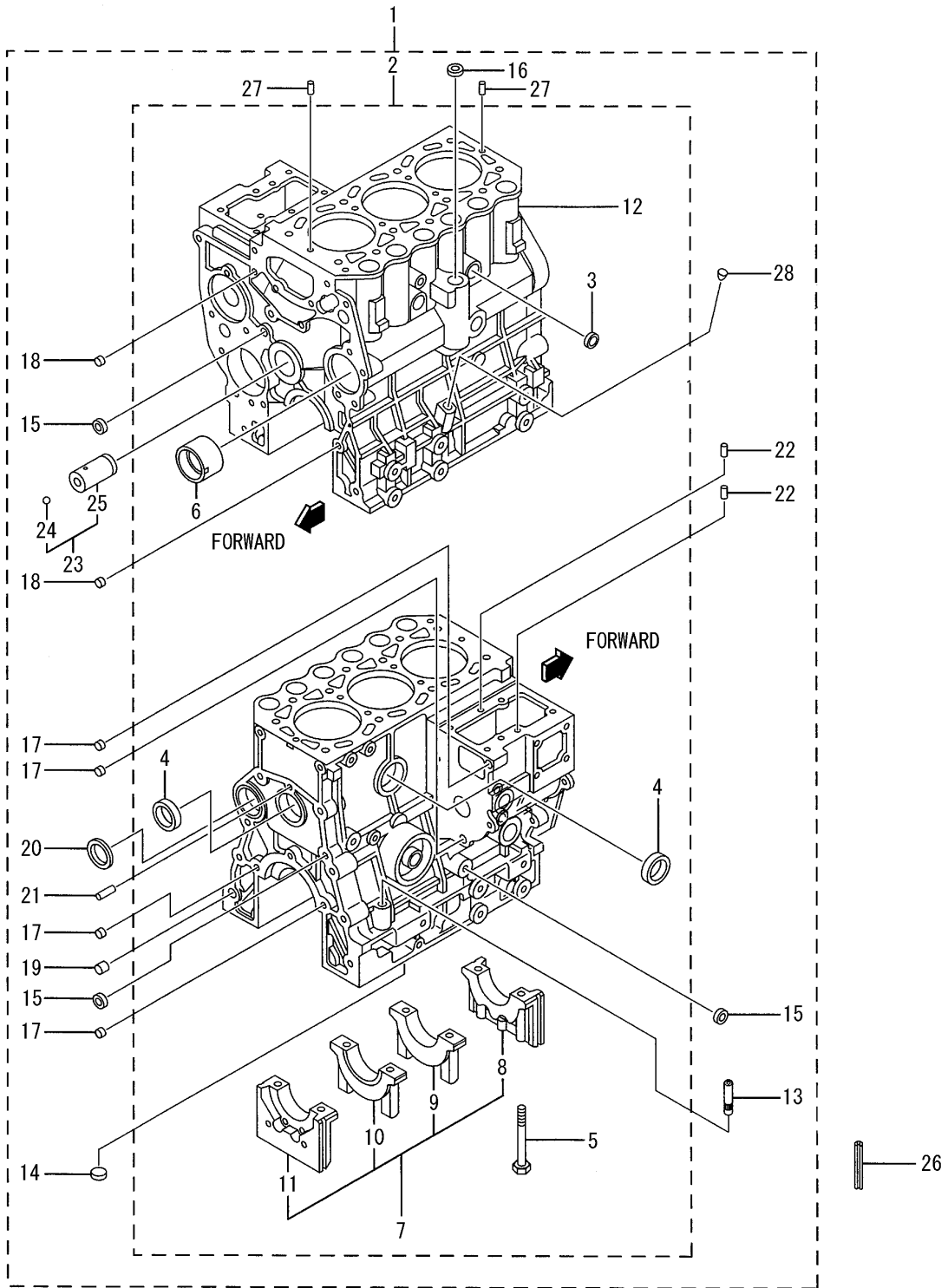


| REF. -NO. | PART NO. | R / P | S E N Q G | PART NAME & DESCRIPTION | MODEL & QTY | | | APPLICABLE SERIAL NO. | | M / R | V R D |
|--------------|-------------|-------------|-----------------------|-------------------------|-------------|------|--|-----------------------|--------|-------------|-------------|
| | | | | | S3L2 | S4L2 | | FROM@- | -@UPTO | | |
| | | | | | | | | | | | |
| 1 | 31A04-20032 | | | COVER ASSY, ROCKER | - | 1 | | | | | |
| 2 | * | | | PIPE | - | 1 | | | | | |
| 3 | * | | | COVER, ROCKER | - | 1 | | | | | |
| 4 | 31A04-33202 | | | GASKET, ROCKER COVER | - | 1 | | | | | A |
| 5 | F1805-08040 | | | BOLT, W/WASHER | - | 5 | | | | | A |
| 6 | MD008784 | | | CAP, OIL FILLER | - | 1 | | | | | |
| | | | | | | | | | | | |
| | | | | | | | | | | | |
| | | | | | | | | | | | |
| | | | | | | | | | | | |
| | | | | | | | | | | | |
| | | | | | | | | | | | |
| | | | | | | | | | | | |
| | | | | | | | | | | | |
| | | | | | | | | | | | |
| | | | | | | | | | | | |
| | | | | | | | | | | | |
| | | | | | | | | | | | |
| | | | | | | | | | | | |



| REF. -NO. | PART NO. | R / P | S E N G G | PART NAME & DESCRIPTION | MODEL & QTY | | | APPLICABLE SERIAL NO. | | M / R | V R D |
|--------------|----------------------------|-------------|-----------------------|-------------------------|-------------|-------|--|-----------------------|-------|-------------|-------------|
| | | | | | S3L2 | S4L2 | | FROM@- | @UPTO | | |
| | | | | | | | | | | | |
| 1 | 31B05-00103 31A05-00203 | | | CAMSHAFT CAMSHAFT | 1 - | 1 | | | | | |
| 2 | MF476215 | | | KEY, WOODRUFF | 1 | 1 | | | | | |
| 3 | 30405-31403 | | | PLATE, THRUST | 1 | 1 | | | | | |
| 4 | F1805-08016 | | | BOLT, W/WASHER B/W | 2 | 2 | | | | | A |
| 5 | 31A05-00300 | | | TAPPET | 6 | 8 | | | | | |
| 6 | 31A05-01300 | | | ROD, PUSH | 6 | 8 | | | | | |
| | | | | | | | | | | | |
| | | | | | | | | | | | |
| | | | | | | | | | | | |
| | | | | | | | | | | | |
| | | | | | | | | | | | |
| | | | | | | | | | | | |
| | | | | | | | | | | | |
| | | | | | | | | | | | |
| | | | | | | | | | | | |
| | | | | | | | | | | | |
| | | | | | | | | | | | |

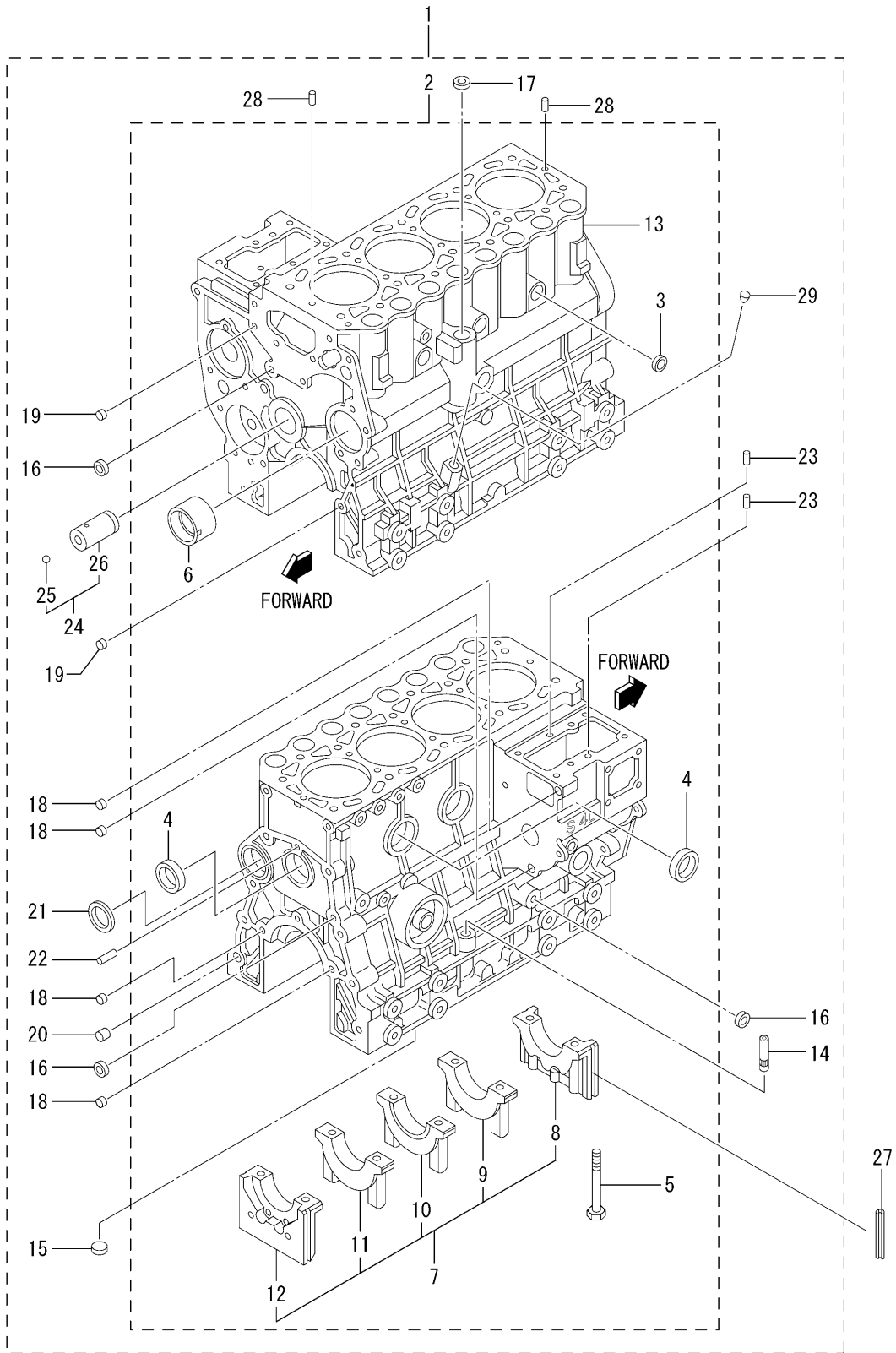
07-00-01A CRANKCASE(FOR S3L2)



07-00-01A CRANKCASE(FOR S3L2)

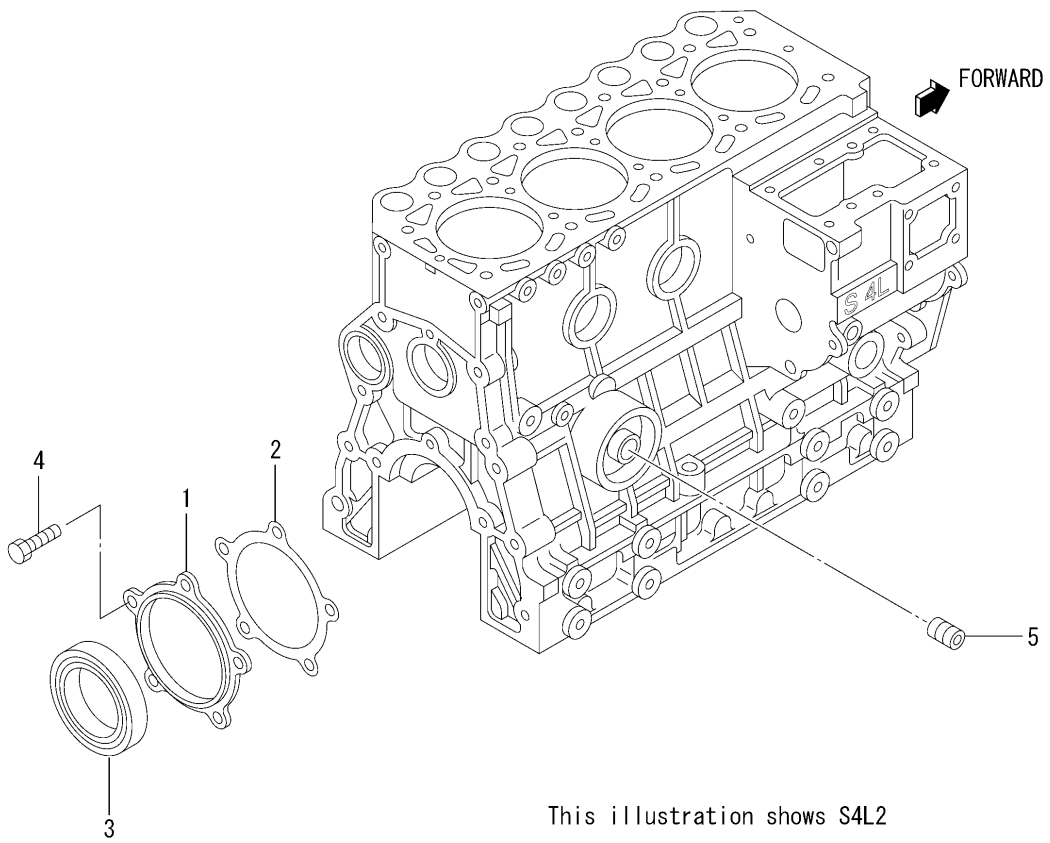
| REF. -NO. | PART NO. | R / P | S C E N E S C E N E S | PART NAME & DESCRIPTION | MODEL & QTY | | | APPLICABLE SERIAL NO. | | M / R | V R D |
|--------------|-------------|-------------|---|-------------------------|-------------|------|--|-----------------------|--------|-------------|-------------|
| | | | | | S3L2 | S4L2 | | FROM@- | -@UPTO | | |
| 1 | 31B07-23010 | | | BLOCK ASSY, CYLINDER | 1 | . | | | | | |
| 2 | * | | | BLOCK SUB ASSY, CYL | 1 | . | | | | | |
| 3 | 04826-22000 | | | CAP, SEALING | 2 | . | | | | | |
| 4 | 04826-23500 | | | CAP, SEALING | 2 | . | | | | | |
| 5 | 31A07-00801 | | | BOLT, BEARING CAP | 8 | . | | | | | A |
| 6 | 31A07-03100 | | | BUSH, CAMSHAFT | 1 | . | | | | | |
| 7 | * | | | CAP SET, BEARING | 1 | . | | | | | |
| 8 | * | | | CAP, BEARING FRONT | 1 | . | | | | | |
| 9 | * | | | CAP, BEARING NO. 2 | 1 | . | | | | | |
| 10 | * | | | CAP, BEARING NO. 3 | 1 | . | | | | | |
| 11 | * | | | CAP, BEARING REAR | 1 | . | | | | | |
| 12 | * | | | BLOCK, CYLINDER | 1 | . | | | | | |
| 13 | MM430613 | | | GUIDE, OIL LEVEL GAGE | 1 | . | | | | | |
| 14 | MF665532 | | | CAP, SEALING | 1 | . | | | | | |
| 15 | MF665533 | | | CAP, SEALING | 3 | . | | | | | |
| 16 | MF665537 | | | CAP, SEALING | 1 | . | | | | | |
| 17 | MS471104 | | | BUSHING, KNOCK | 4 | . | | | | | |
| 18 | MS471105 | | | BUSHING, KNOCK | 2 | . | | | | | |
| 19 | MS471110 | | | BUSHING, KNOCK | 1 | . | | | | | |
| 20 | MF665511 | | | PLUG, EXPANSION | 1 | . | | | | | A |
| 21 | MF472404 | | | PIN, DOWEL | 1 | . | | | | | A |
| 22 | MM409645 | | | PIN, DOWEL | 2 | . | | | | | A |
| 23 | 31A23-00051 | | | SHAFT ASSY, IDLER | 1 | . | | | | | A |
| 24 | F8000-08000 | | | BALL, STEEL | 1 | . | | | | | A |
| 25 | * | | | SHAFT, IDLER | 1 | . | | | | | |
| 26 | 31A07-12200 | | | SEAL, SIDE | 4 | . | | | | | |
| 27 | F2846-05000 | | | PIN, DOWEL | 2 | . | | | | | A |
| 28 | MD024256 | | | PLUG, TAPERED | 1 | . | | | | | A |
| | | | | | | | | | | | |
| | | | | | | | | | | | |
| | | | | | | | | | | | |
| | | | | | | | | | | | |
| | | | | | | | | | | | |

07-00-01B CRANKCASE(FOR S4L2)



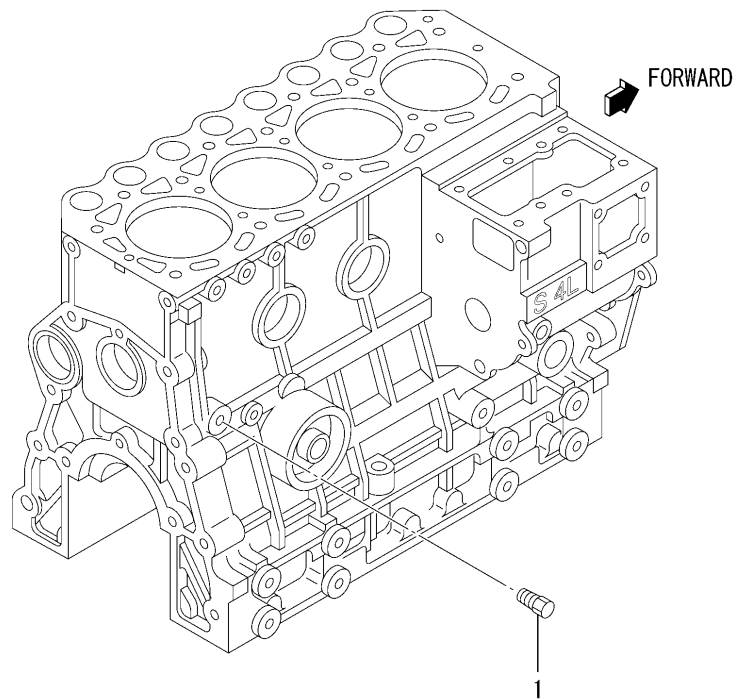
07-00-01B CRANKCASE(FOR S4L2)

| REF. -NO. | PART NO. | R / P | S C E N E S C E N E S | PART NAME & DESCRIPTION | MODEL & QTY | | | APPLICABLE SERIAL NO. | | M / R | V R D |
|--------------|-------------|-------------|---|-------------------------|-------------|------|--|-----------------------|--------|-------------|-------------|
| | | | | | S3L2 | S4L2 | | FROM@- | -@UPTO | | |
| 1 | 31A07-23020 | | | BLOCK ASSY, CYLINDER | - | 1 | | | | | |
| 2 | * | | | BLOCK SUB ASSY, CYL | - | 1 | | | | | |
| 3 | 04826-22000 | | | CAP, SEALING | - | 3 | | | | | |
| 4 | 04826-23500 | | | CAP, SEALING | - | 3 | | | | | |
| 5 | 31A07-00801 | | | BOLT, BEARING CAP | - | 10 | | | | | A |
| 6 | 31A07-03100 | | | BUSH, CAMSHAFT | - | 1 | | | | | |
| 7 | * | | | CAP SET, BEARING | - | 1 | | | | | |
| 8 | * | | | CAP, BEARING FRONT | - | 1 | | | | | |
| 9 | * | | | CAP, BEARING NO. 2 | - | 1 | | | | | |
| 10 | * | | | CAP, BEARING NO. 3 | - | 1 | | | | | |
| 11 | * | | | CAP, BEARING NO. 4 | - | 1 | | | | | |
| 12 | * | | | CAP, BEARING REAR | - | 1 | | | | | |
| 13 | * | | | BLOCK, CYLINDER | - | 1 | | | | | |
| 14 | MM430613 | | | GUIDE, OIL LEVEL GAGE | - | 1 | | | | | |
| 15 | MF665532 | | | CAP, SEALING | - | 1 | | | | | |
| 16 | MF665533 | | | CAP, SEALING | - | 3 | | | | | |
| 17 | MF665537 | | | CAP, SEALING | - | 1 | | | | | |
| 18 | MS471104 | | | BUSHING, KNOCK | - | 4 | | | | | |
| 19 | MS471105 | | | BUSHING, KNOCK | - | 2 | | | | | |
| 20 | MS471110 | | | BUSHING, KNOCK | - | 1 | | | | | |
| 21 | MF665511 | | | PLUG, EXPANSION | - | 1 | | | | | A |
| 22 | MF472404 | | | PIN, DOWEL | - | 1 | | | | | A |
| 23 | MM409645 | | | PIN, DOWEL | - | 2 | | | | | A |
| 24 | 31A23-00051 | | | SHAFT ASSY, IDLER | - | 1 | | | | | |
| 25 | F8000-08000 | | | BALL, STEEL | - | 1 | | | | | A |
| 26 | * | | | SHAFT, IDLER | - | 1 | | | | | |
| 27 | 31A07-12200 | | | SEAL, SIDE | - | 4 | | | | | |
| 28 | F2846-05000 | | | PIN, DOWEL | - | 2 | | | | | A |
| 29 | MD024256 | | | PLUG, TAPERED | - | 1 | | | | | A |
| | | | | | | | | | | | |
| | | | | | | | | | | | |
| | | | | | | | | | | | |
| | | | | | | | | | | | |

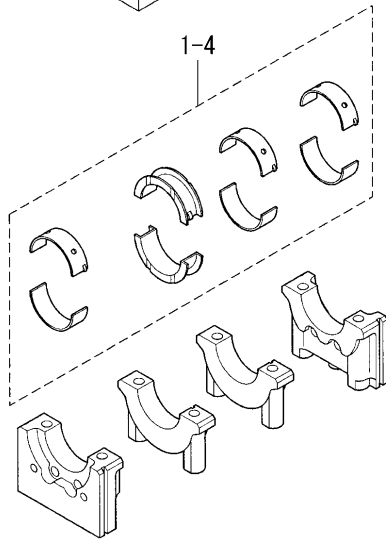
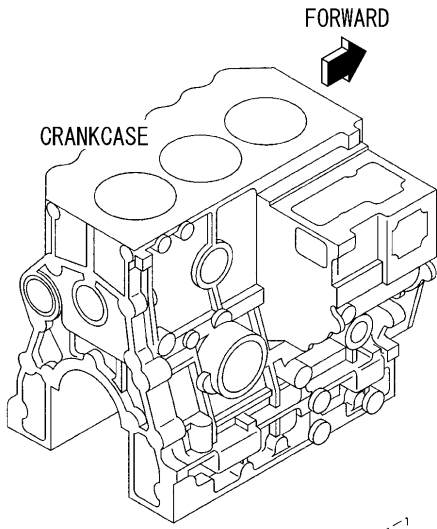


This illustration shows S4L2

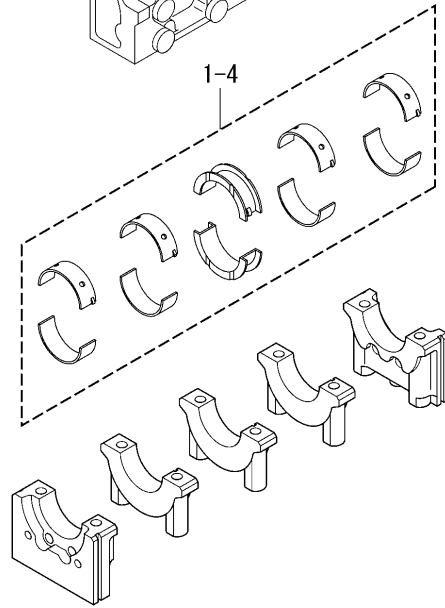
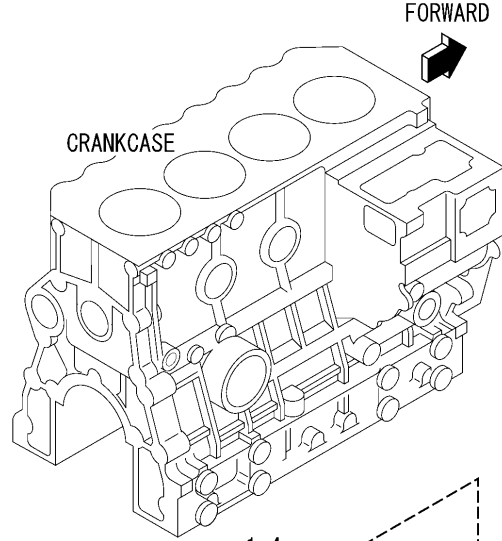
| REF. -NO. | PART NO. | R / P | S E N Q G | PART NAME & DESCRIPTION | MODEL & QTY | | | APPLICABLE SERIAL NO. | | M / R | V R D |
|--------------|-------------|-------------|-----------------------|-------------------------|-------------|------|--|-----------------------|--------|-------------|-------------|
| | | | | | S3L2 | S4L2 | | FROM@- | -@UPTO | | |
| 1 | 31A07-11601 | | | CASE, OIL SEAL | 1 | 1 | | | | | |
| 2 | 31A07-11701 | | | GASKET, OIL SEAL CASE | 1 | 1 | | | | A | |
| 3 | 31A07-02300 | | | SEAL, OIL | 1 | 1 | | | | A | |
| 4 | F1035-08020 | | | BOLT | 5 | 5 | | | | A | |
| 5 | 30L07-00700 | | | SHAFT, OIL FILTER | 1 | 1 | | | | | |
| | | | | | | | | | | | |
| | | | | | | | | | | | |
| | | | | | | | | | | | |
| | | | | | | | | | | | |
| | | | | | | | | | | | |
| | | | | | | | | | | | |
| | | | | | | | | | | | |
| | | | | | | | | | | | |
| | | | | | | | | | | | |
| | | | | | | | | | | | |
| | | | | | | | | | | | |
| | | | | | | | | | | | |
| | | | | | | | | | | | |



This illustration shows S4L2



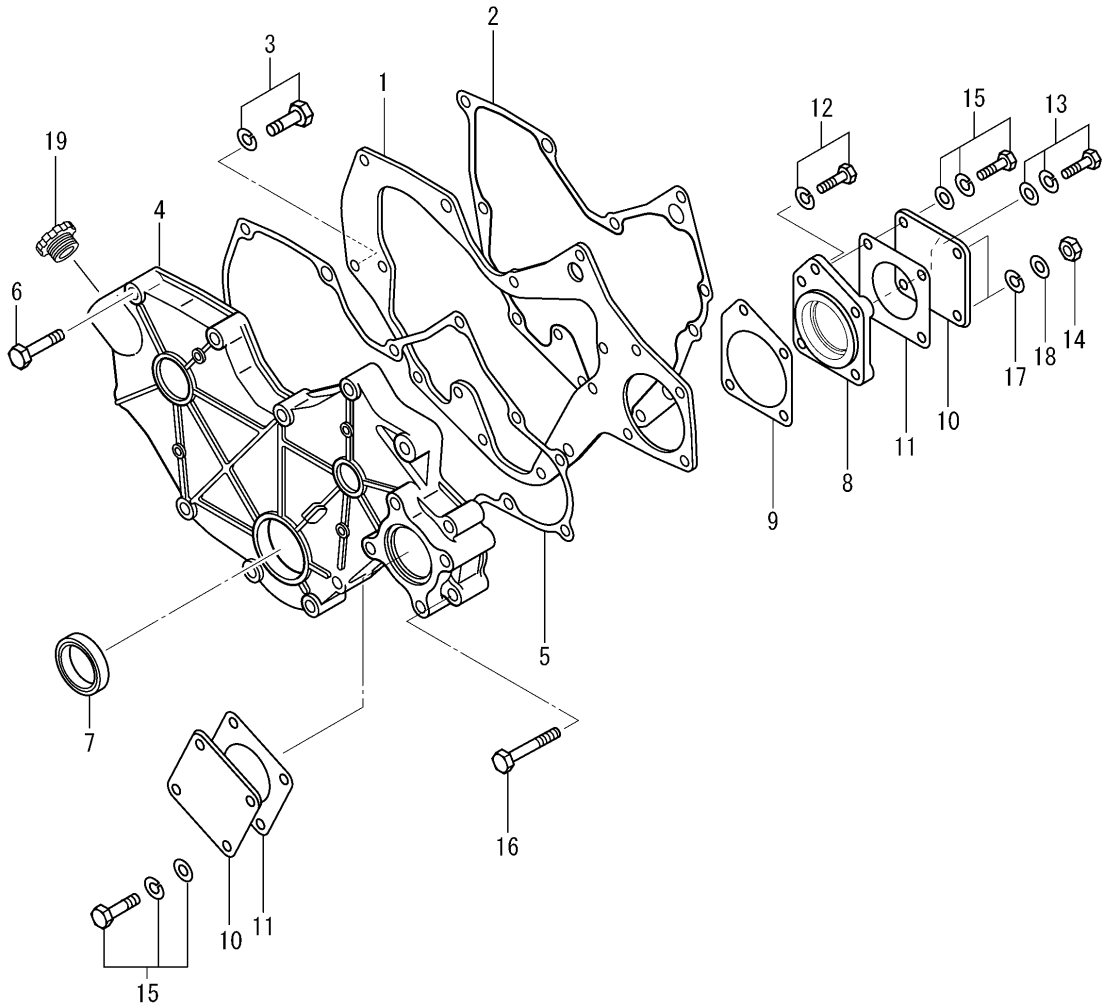
S3L2



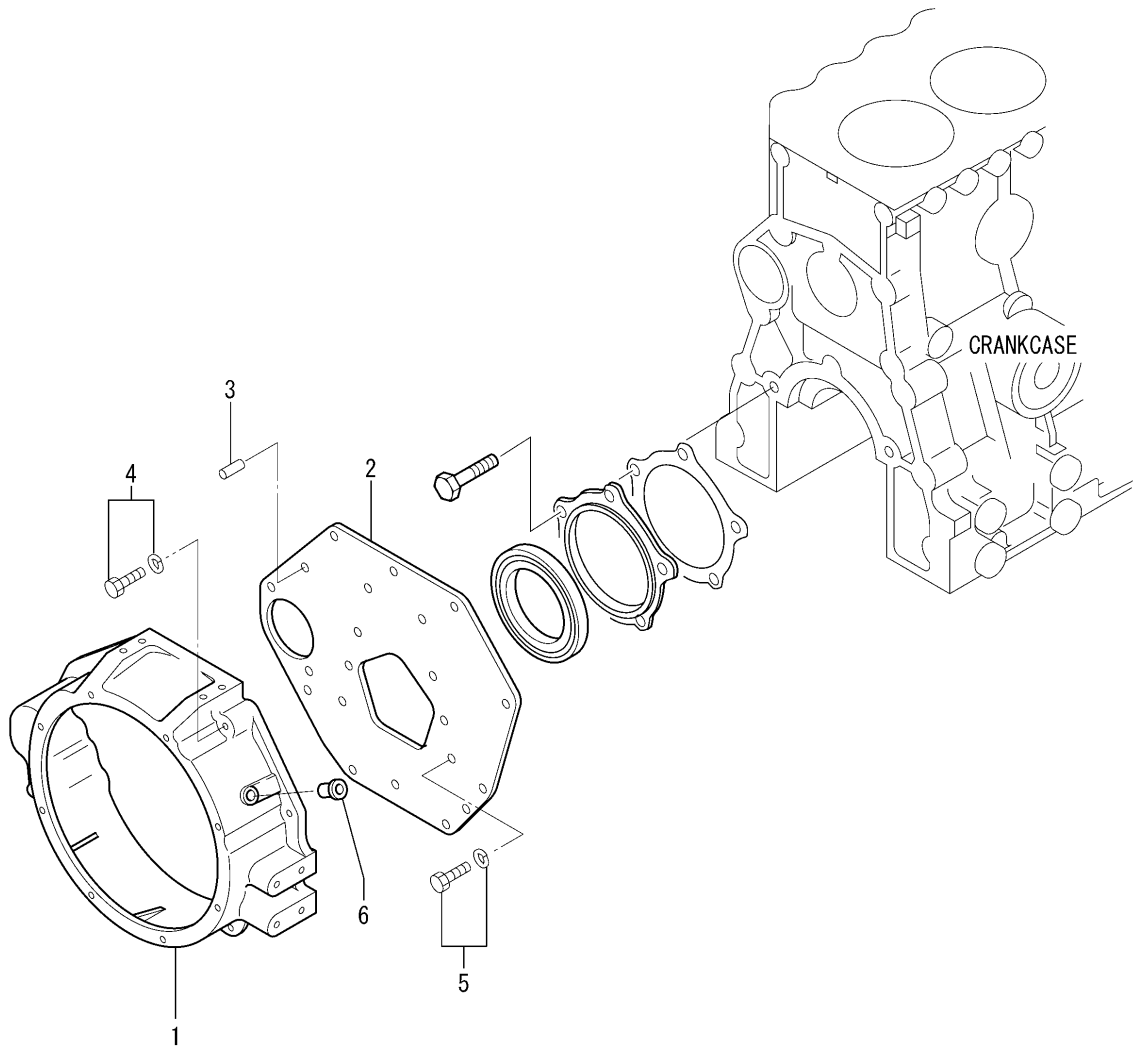
S4L2

| REF. -NO. | PART NO. | R / P | S E N G G | PART NAME & DESCRIPTION | | MODEL & QTY | | | APPLICABLE SERIAL NO. | | M / R | V R D |
|--------------|-------------|-------------|-----------------------|-------------------------|------------|-------------|------|--|-----------------------|--------|-------------|-------------|
| | | | | | | S3L2 | S4L2 | | FROM@- | -@UPTO | | |
| | | | | | | | | | | | | |
| 1 | 31A09-01010 | | | BEARING SET, MAIN | STD | 1 | . | | | | | A |
| | 31A09-01050 | | | BEARING SET, MAIN | STD | . | 1 | | | | | A |
| 2 | 31A09-01020 | | | BEARING SET, MAIN | U. S 0. 25 | 1 | . | | | | | A |
| | 31A09-01060 | | | BEARING SET, MAIN | U. S 0. 25 | . | 1 | | | | | A |
| 3 | 31A09-01030 | | | BEARING SET, MAIN | U. S 0. 50 | 1 | . | | | | | A |
| | 31A09-01070 | | | BEARING SET, MAIN | U. S 0. 50 | . | 1 | | | | | A |
| 4 | 31A09-01040 | | | BEARING SET, MAIN | U. S 0. 75 | 1 | . | | | | | A |
| | 31A09-01080 | | | BEARING SET, MAIN | U. S 0. 75 | . | 1 | | | | | A |
| | | | | | | | | | | | | |
| | | | | | | | | | | | | |
| | | | | | | | | | | | | |
| | | | | | | | | | | | | |
| | | | | | | | | | | | | |
| | | | | | | | | | | | | |
| | | | | | | | | | | | | |
| | | | | | | | | | | | | |
| | | | | | | | | | | | | |
| | | | | | | | | | | | | |
| | | | | | | | | | | | | |
| | | | | | | | | | | | | |

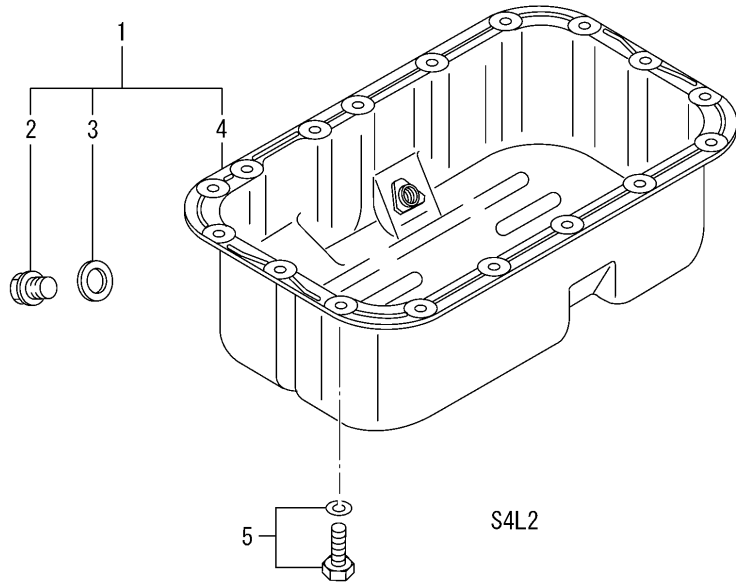
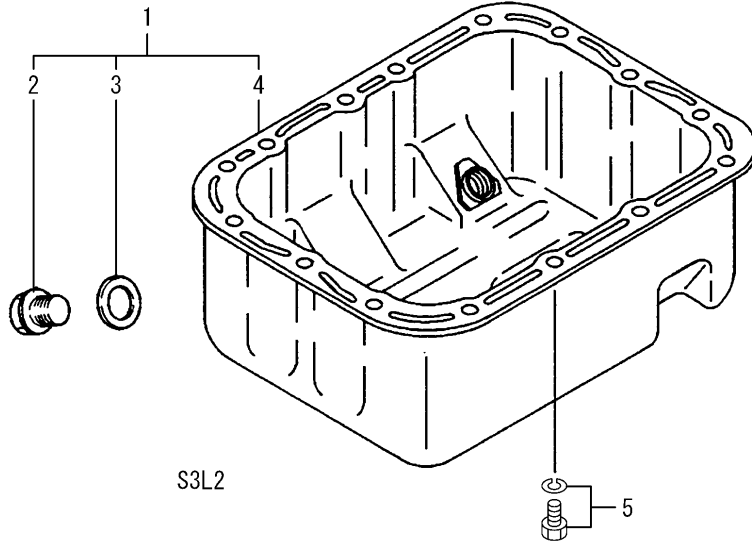
TIMING GEAR CASE



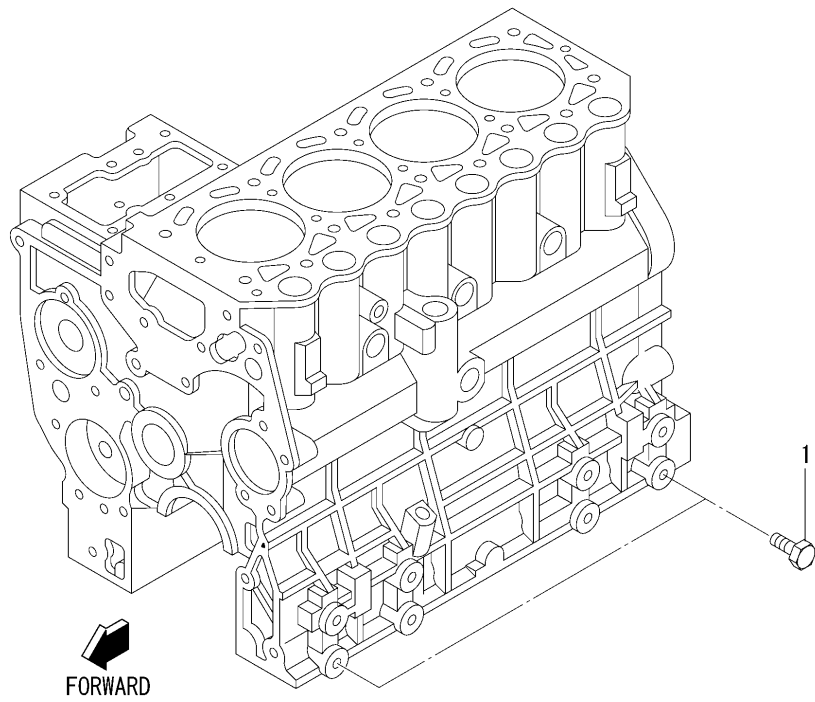
| REF. -NO. | PART NO. | R / P | S C E N E S C E N E S C E N E S | PART NAME & DESCRIPTION | MODEL & QTY | | | APPLICABLE SERIAL NO. | | M / R | V R D |
|--------------|-------------|-------------|--|-------------------------|-------------|------|--|-----------------------|--------|-------------|-------------|
| | | | | | S3L2 | S4L2 | | FROM@- | -@UPTO | | |
| 1 | 31A11-02100 | | | PLATE, FRONT | 1 | 1 | | | | | |
| 2 | 31A07-11901 | | | GASKET, FRONT PLATE | 1 | 1 | | | | | A |
| 3 | F1805-08016 | | | BOLT, W/WASHER | 5 | 5 | | | | | A |
| 4 | 31A11-10103 | | | CASE, GEAR | 1 | 1 | | | | | |
| 5 | 31A11-11101 | | | GASKET, GEAR CASE | 1 | 1 | | | | | A |
| 6 | F1035-08045 | | | BOLT | 8 | 8 | | | | | A |
| 7 | MD008762 | | | SEAL, OIL | 1 | 1 | | | | | A |
| 8 | 31A11-05101 | | | HOUSING, GEAR PUMP | 1 | 1 | | | | | |
| 9 | 31A11-05201 | | | GASKET, HOUSING | 1 | 1 | | | | | A |
| 10 | MM401205 | | | COVER, OIL PUMP | 2 | 2 | | | | | |
| 11 | 30A11-00101 | | | GASKET, O/PUMP COVER | 2 | 2 | | | | | A |
| 12 | F1805-08030 | | | BOLT, W/WASHER | 1 | 1 | | | | | A |
| 13 | F1825-08035 | | | BOLT, W/WASHER | 1 | 1 | | | | | A |
| 14 | F2300-08000 | | | NUT | 2 | 2 | | | | | A |
| 15 | F1825-08016 | | | BOLT, W/WASHER | 5 | 5 | | | | | A |
| 16 | F1035-08070 | | | BOLT | 2 | 2 | | | | | A |
| 17 | F2515-08000 | | | WASHER, SPRING | 2 | 2 | | | | | A |
| 18 | F2500-08000 | | | WASHER, PLAIN | 2 | 2 | | | | | A |
| 19 | 31A42-01300 | | | CAP, FILLER | 1 | 1 | | | | | |
| | | | | | | | | | | | |
| | | | | | | | | | | | |
| | | | | | | | | | | | |
| | | | | | | | | | | | |
| | | | | | | | | | | | |
| | | | | | | | | | | | |
| | | | | | | | | | | | |
| | | | | | | | | | | | |
| | | | | | | | | | | | |
| | | | | | | | | | | | |



| REF. -NO. | PART NO. | R / P | S C E N E P Q G | PART NAME & DESCRIPTION | MODEL & QTY | | | APPLICABLE SERIAL NO. | | M / R | V R D |
|--------------|-------------|-------------|--------------------------------------|-------------------------|-------------|------|--|-----------------------|--------|-------------|-------------|
| | | | | | S3L2 | S4L2 | | FROM@- | -@UPTO | | |
| 1 | MM431-53801 | | | HOUSING, FLYWHEEL | 1 | 1 | | | | | |
| 2 | 31A07-04401 | | | PLATE, REAR | 1 | 1 | | | | | |
| 3 | MM408245 | | | PIN, KNOCK | 2 | 2 | | | | A | |
| 4 | F1805-12050 | | | BOLT, W/WASHER | 2 | 2 | | | | A | |
| 5 | MF241308 | | | BOLT, W/WASHER | 13 | 13 | | | | A | |
| 6 | 05534-16000 | | | PLUG | 1 | 1 | | | | A | |
| | | | | | | | | | | | |
| | | | | | | | | | | | |
| | | | | | | | | | | | |
| | | | | | | | | | | | |
| | | | | | | | | | | | |
| | | | | | | | | | | | |
| | | | | | | | | | | | |
| | | | | | | | | | | | |
| | | | | | | | | | | | |
| | | | | | | | | | | | |
| | | | | | | | | | | | |
| | | | | | | | | | | | |



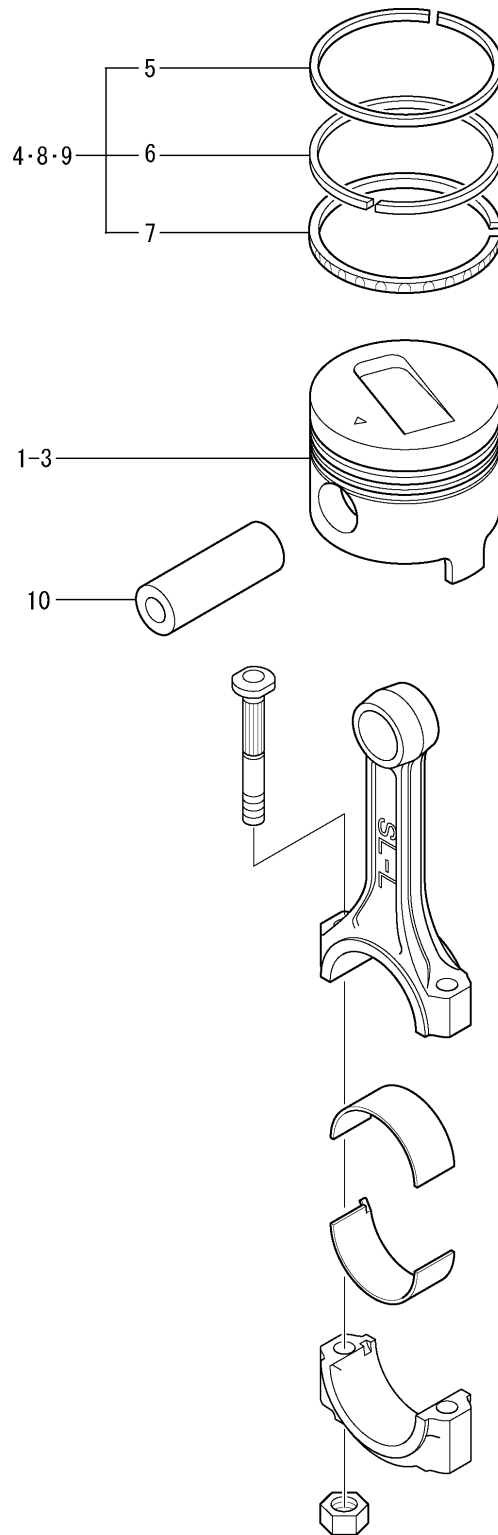
| REF. -NO. | PART NO. | R / P | S E N G G | PART NAME & DESCRIPTION | MODEL & QTY | | | APPLICABLE SERIAL NO. | | M / R | V R D |
|--------------|-------------|-------------|-----------------------|-------------------------|-------------|------|-----|-----------------------|--------|-------------|-------------|
| | | | | | S3L2 | S4L2 | | FROM@- | -@UPTO | | |
| 1 | 31B13-00013 | | | PAN ASSY, OIL | 1 | . | | | | | |
| | 31A13-01021 | | | PAN ASSY, OIL | . | 1 | | | | | |
| 2 | MD050316 | | | PLUG, OIL DRAIN | 1 | 1 | | | | A | |
| 3 | MD050317 | | | GASKET | 1 | 1 | | | | A | |
| 4 | * | | | PAN, OIL | 1 | 1 | | | | | |
| 5 | F1805-08016 | | | BOLT, W/WASHER | 15 | 17 | B/W | | | | A |
| | | | | | | | | | | | |
| | | | | | | | | | | | |
| | | | | | | | | | | | |
| | | | | | | | | | | | |
| | | | | | | | | | | | |
| | | | | | | | | | | | |
| | | | | | | | | | | | |
| | | | | | | | | | | | |
| | | | | | | | | | | | |
| | | | | | | | | | | | |
| | | | | | | | | | | | |
| | | | | | | | | | | | |
| | | | | | | | | | | | |
| | | | | | | | | | | | |



This illustration shows S4L2

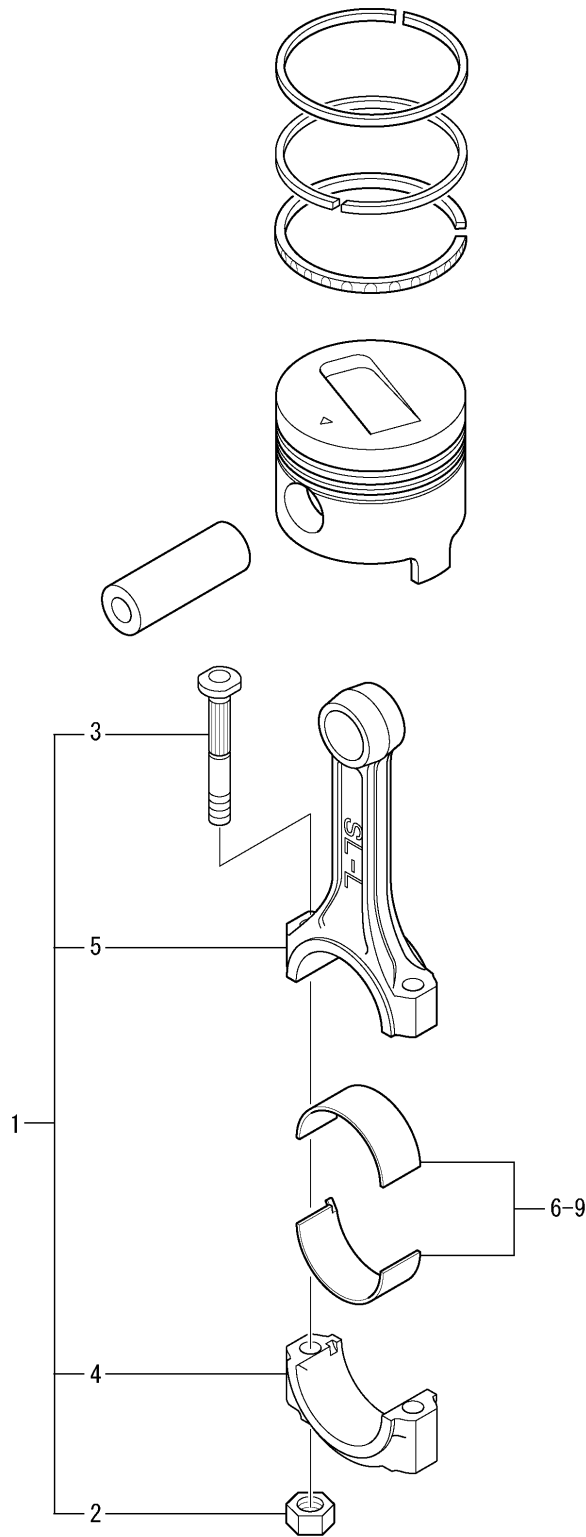
| REF. -NO. | PART NO. | R / P | S C E N Q G | PART NAME & DESCRIPTION | MODEL & QTY | | | APPLICABLE SERIAL NO. | | M / R | V R D |
|--------------|-------------|-------------|-------------------|-------------------------|-------------|------|--|-----------------------|-------|-------------|-------------|
| | | | | | S3L2 | S4L2 | | FROM@- | @UPTO | | |
| 1 | F1035-12025 | | | BOLT | 4 | 4 | | | | A | |
| | | | | | | | | | | | |
| | | | | | | | | | | | |
| | | | | | | | | | | | |
| | | | | | | | | | | | |
| | | | | | | | | | | | |
| | | | | | | | | | | | |
| | | | | | | | | | | | |
| | | | | | | | | | | | |
| | | | | | | | | | | | |
| | | | | | | | | | | | |
| | | | | | | | | | | | |
| | | | | | | | | | | | |
| | | | | | | | | | | | |
| | | | | | | | | | | | |

PISTON

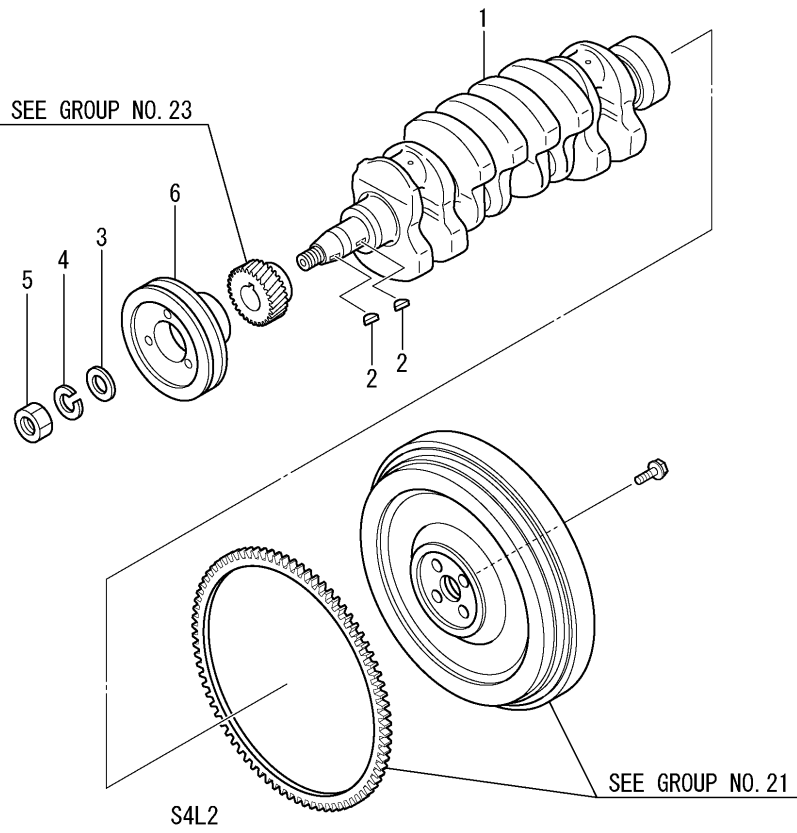
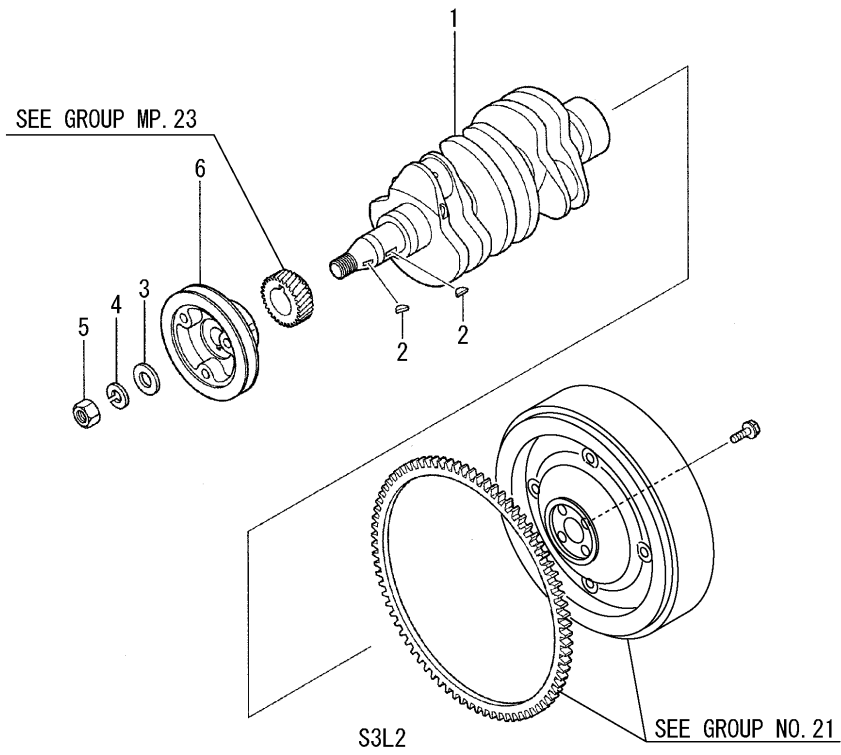


| REF. -NO. | PART NO. | R / P | S E N G G | PART NAME & DESCRIPTION | | MODEL & QTY | | | APPLICABLE SERIAL NO. | | M / R | V R D |
|--------------|-------------|-------------|-----------------------|-------------------------|------------|-------------|------|--|-----------------------|--------|-------------|-------------|
| | | | | | | S3L2 | S4L2 | | FROM@- | -@UPTO | | |
| | | | | | | | | | | | | |
| 1 | 31A17-11100 | | | PISTON | STD | 3 | 4 | | | | | A |
| 2 | 31A17-11200 | | | PISTON | 0. S 0. 25 | 3 | 4 | | | | | A |
| 3 | 31A17-11300 | | | PISTON | 0. S 0. 50 | 3 | 4 | | | | | A |
| 4 | MM433921 | | | RING SET, PISTON | STD | 3 | 4 | | | | | A |
| 5 | * | | | RING, PISTON NO. 1 | | 3 | 4 | | | | | |
| 6 | * | | | RING, PISTON NO. 2 | | 3 | 4 | | | | | |
| 7 | * | | | RING ASSY, OIL | | 3 | 4 | | | | | |
| 8 | MM433922 | | | RING SET, PISTON | 0. S 0. 25 | 3 | 4 | | | | | A |
| 9 | MM433923 | | | RING SET, PISTON | 0. S 0. 50 | 3 | 4 | | | | | A |
| 10 | 31A17-10602 | | | PIN, PISTON | | 3 | 4 | | | | | A |
| | | | | | | | | | | | | |
| | | | | | | | | | | | | |
| | | | | | | | | | | | | |
| | | | | | | | | | | | | |
| | | | | | | | | | | | | |
| | | | | | | | | | | | | |
| | | | | | | | | | | | | |
| | | | | | | | | | | | | |
| | | | | | | | | | | | | |

CONNECTING-ROD

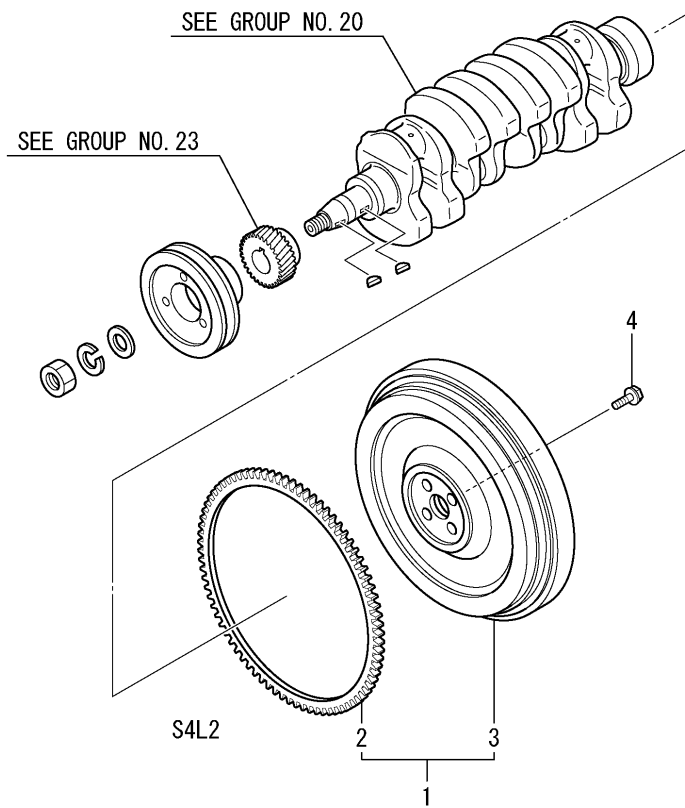
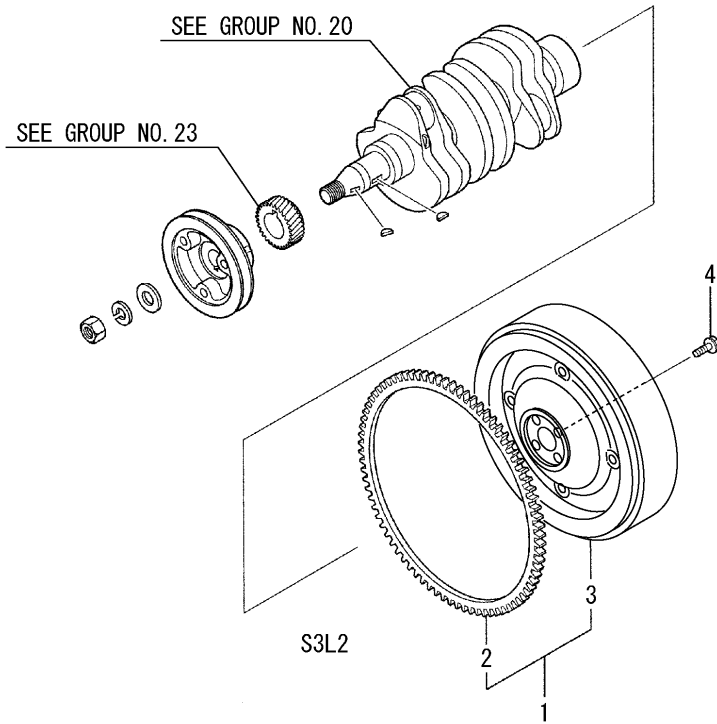


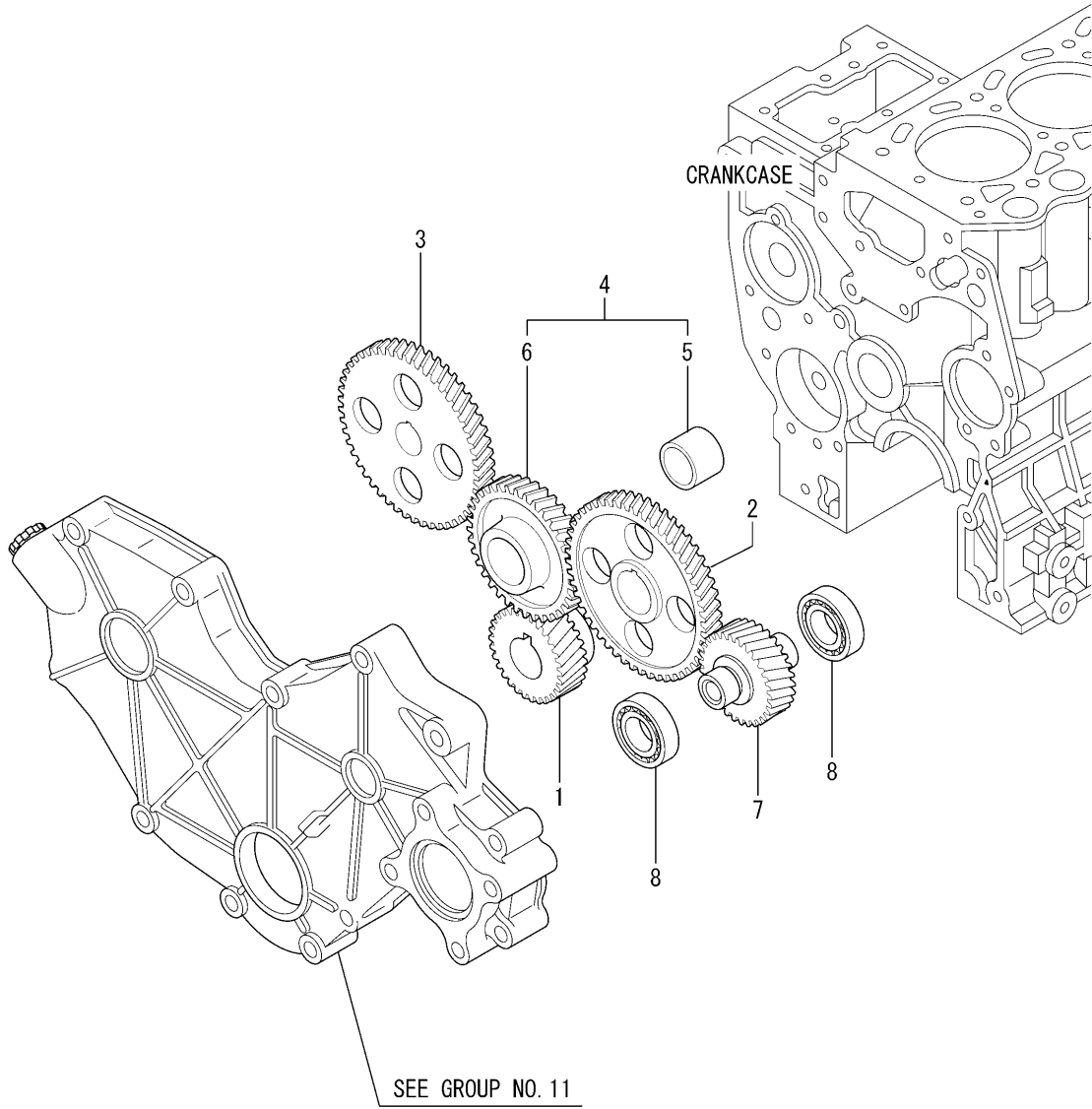
CRANKSHAFT & PULLEY



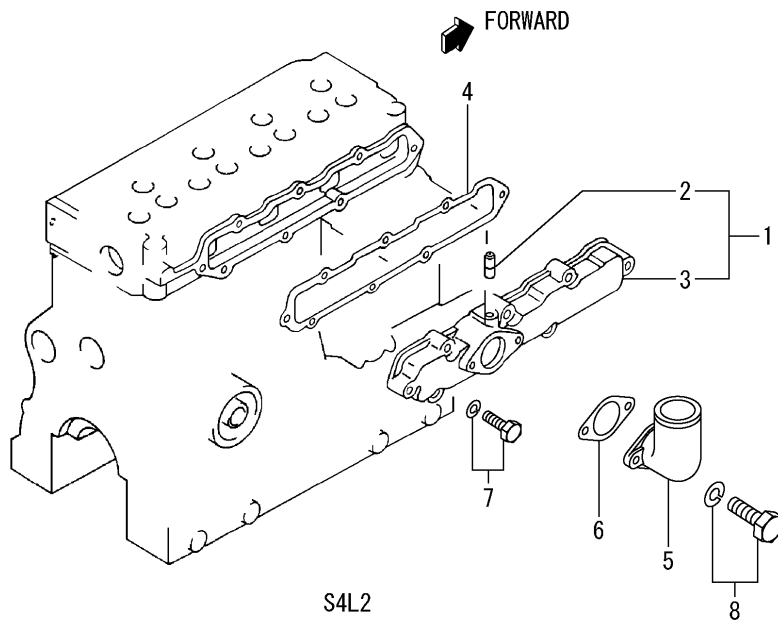
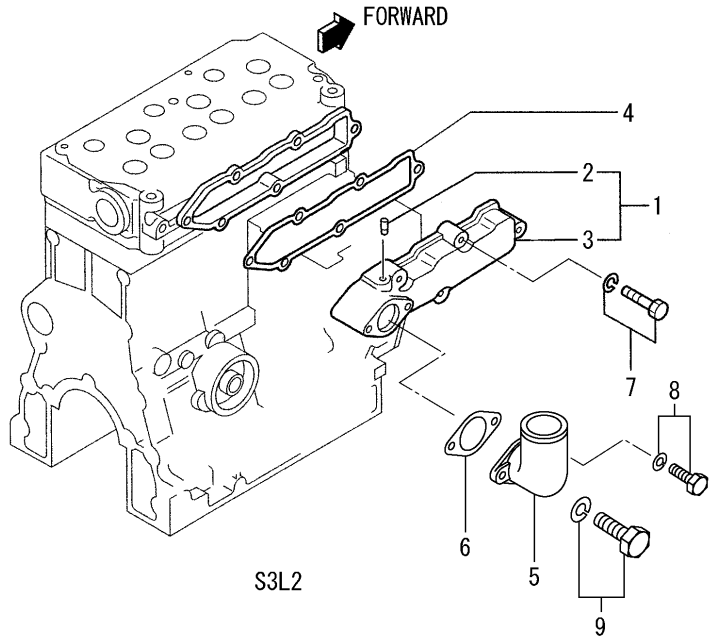
| REF. -NO. | PART NO. | R / P | S E N G G | PART NAME & DESCRIPTION | MODEL & QTY | | | APPLICABLE SERIAL NO. | | M / R | V R D |
|--------------|-------------|-------------|-----------------------|-------------------------|-------------|------|--|-----------------------|-------|-------------|-------------|
| | | | | | S3L2 | S4L2 | | FROM@- | @UPTO | | |
| 1 | 31B20-00202 | | | CRANKSHAFT | 1 | . | | | | | |
| | 31A20-00200 | | | CRANKSHAFT | . | 1 | | | | | |
| 2 | MF476215 | | | KEY, WOODRUFF | 2 | 2 | | | | | |
| 3 | F2500-18000 | | | WASHER, PLAIN | 1 | 1 | | | | | A |
| 4 | F2515-18000 | | | WASHER, SPRING | 1 | 1 | | | | | A |
| 5 | F2305-18000 | | | NUT | 1 | 1 | | | | | A |
| 6 | 31B20-02401 | | | PULLEY, CRANKSHAFT | 1 | . | | | | | |
| | 31A20-02402 | | | PULLEY, CRANKSHAFT | . | 1 | | | | | |
| | | | | | | | | | | | |
| | | | | | | | | | | | |
| | | | | | | | | | | | |
| | | | | | | | | | | | |
| | | | | | | | | | | | |
| | | | | | | | | | | | |
| | | | | | | | | | | | |
| | | | | | | | | | | | |
| | | | | | | | | | | | |
| | | | | | | | | | | | |
| | | | | | | | | | | | |
| | | | | | | | | | | | |
| | | | | | | | | | | | |

FLYWHEEL

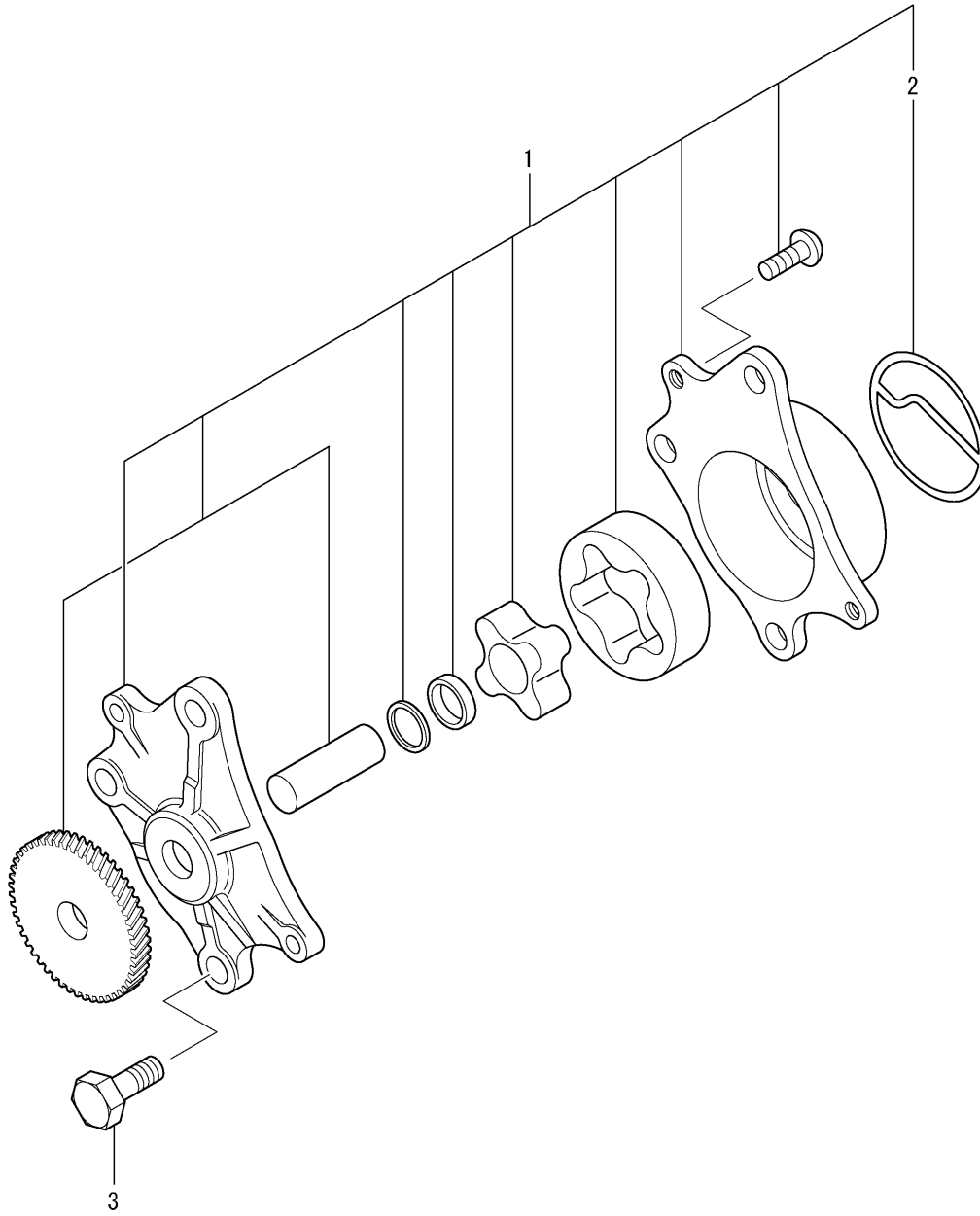




| REF. -NO. | PART NO. | R / P | S C E N E N G G | PART NAME & DESCRIPTION | | MODEL & QTY | | | APPLICABLE SERIAL NO. | | M / R | V R D |
|--------------|-------------|-------------|--------------------------------------|-------------------------|------|-------------|------|--|-----------------------|--------|-------------|-------------|
| | | | | | | S3L2 | S4L2 | | FROM@- | -@UPTO | | |
| 1 | 31A23-01302 | | | GEAR, CRANKSHAFT | Z=28 | 1 | 1 | | | | | |
| 2 | 31A23-01406 | | | GEAR, CAMSHAFT | Z=56 | 1 | 1 | | | | | |
| 3 | 31A23-10101 | | | GEAR, INJECTION PUMP | Z=56 | 1 | 1 | | | | | |
| 4 | 31A23-01023 | | | GEAR ASSY, IDLER | Z=39 | 1 | 1 | | | | | |
| 5 | * | | | BUSHING, IDLER | | 1 | 1 | | | | | |
| 6 | * | | | GEAR, IDLER | | 1 | 1 | | | | | |
| 7 | 31A23-01502 | | | GEAR, PRESS OIL PUMP | Z=28 | 1 | 1 | | | | | |
| 8 | MD712517 | | | BEARING, REAR | | 2 | 2 | | | | A | |
| | | | | | | | | | | | | |
| | | | | | | | | | | | | |
| | | | | | | | | | | | | |
| | | | | | | | | | | | | |
| | | | | | | | | | | | | |
| | | | | | | | | | | | | |
| | | | | | | | | | | | | |
| | | | | | | | | | | | | |
| | | | | | | | | | | | | |
| | | | | | | | | | | | | |
| | | | | | | | | | | | | |

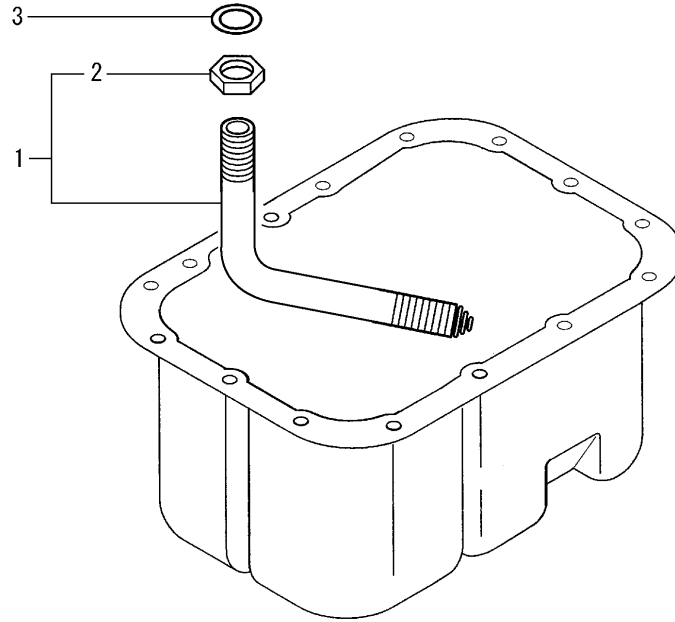


| REF. -NO. | PART NO. | R / P | S C E N Q G | PART NAME & DESCRIPTION | MODEL & QTY | | | APPLICABLE SERIAL NO. | | M / R | V R D |
|--------------|-------------|-------------|----------------------------|-------------------------|-------------|------|--|-----------------------|-------|-------------|-------------|
| | | | | | S3L2 | S4L2 | | FROM@- | @UPTO | | |
| | | | | | | | | | | | |
| 1 | 31B30-10011 | | | COVER ASSY, INLET | 1 | . | | | | | |
| | 31A30-20011 | | | COVER ASSY, INLET | . | 1 | | | | | |
| 2 | * | | | PIPE | 1 | 1 | | | | | |
| 3 | * | | | COVER, INLET | 1 | 1 | | | | | |
| 4 | 31B30-00902 | | | GASKET, INLET COVER | 1 | . | | | | A | |
| | 31A30-10902 | | | GASKET, INLET COVER | . | 1 | | | | A | |
| 5 | 31A30-00300 | | | PIPE, INLET | 1 | 1 | | | | | |
| 6 | 31A30-00801 | | | GASKET, INLET PIPE | 1 | 1 | | | | A | |
| 7 | F1805-08035 | | | BOLT, W/WASHER | 5 | 8 | | | | A | |
| 8 | F1805-08020 | | | BOLT, W/WASHER | 1 | 2 | | | | A | |
| 9 | MF241266 | | | BOLT, W/WASHER | 1 | . | | | | A | |
| | | | | | | | | | | | |
| | | | | | | | | | | | |
| | | | | | | | | | | | |
| | | | | | | | | | | | |
| | | | | | | | | | | | |
| | | | | | | | | | | | |
| | | | | | | | | | | | |
| | | | | | | | | | | | |
| | | | | | | | | | | | |
| | | | | | | | | | | | |

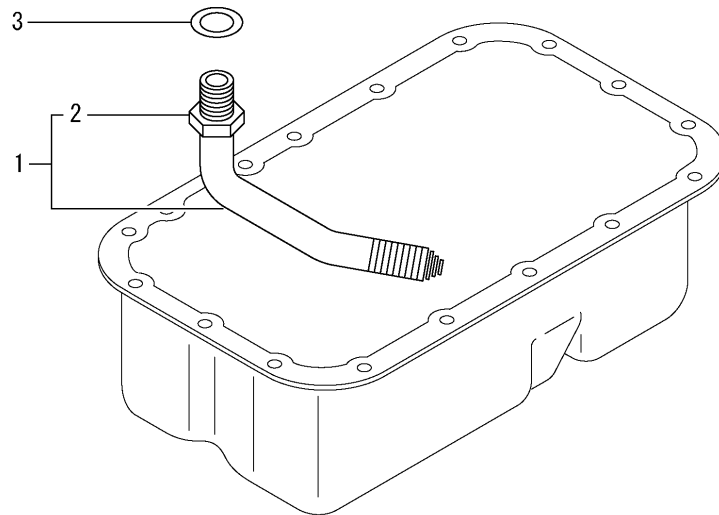


NOTE: The shaft and inner rotor and gear which are force fitted to each other are not to be supplied individually.

| REF. -NO. | PART NO. | R / P | S C E N / Q G | PART NAME & DESCRIPTION | MODEL & QTY | | | APPLICABLE SERIAL NO. | | M / R | V R D |
|--------------|-------------|-------------|---------------------------------|-------------------------|-------------|------|--|-----------------------|--------|-------------|-------------|
| | | | | | S3L2 | S4L2 | | FROM@- | -@UPTO | | |
| 1 | 31A35-30010 | | | PUMP ASSY, OIL | 1 | 1 | | | | | |
| 2 | 31A35-02300 | | | PACKING, BODY | 1 | 1 | | | | | A |
| 3 | MF101256 | | | BOLT | 3 | 3 | | | | | A |
| | | | | | | | | | | | |
| | | | | | | | | | | | |
| | | | | | | | | | | | |
| | | | | | | | | | | | |
| | | | | | | | | | | | |
| | | | | | | | | | | | |
| | | | | | | | | | | | |
| | | | | | | | | | | | |
| | | | | | | | | | | | |
| | | | | | | | | | | | |
| | | | | | | | | | | | |
| | | | | | | | | | | | |
| | | | | | | | | | | | |
| | | | | | | | | | | | |
| | | | | | | | | | | | |
| | | | | | | | | | | | |

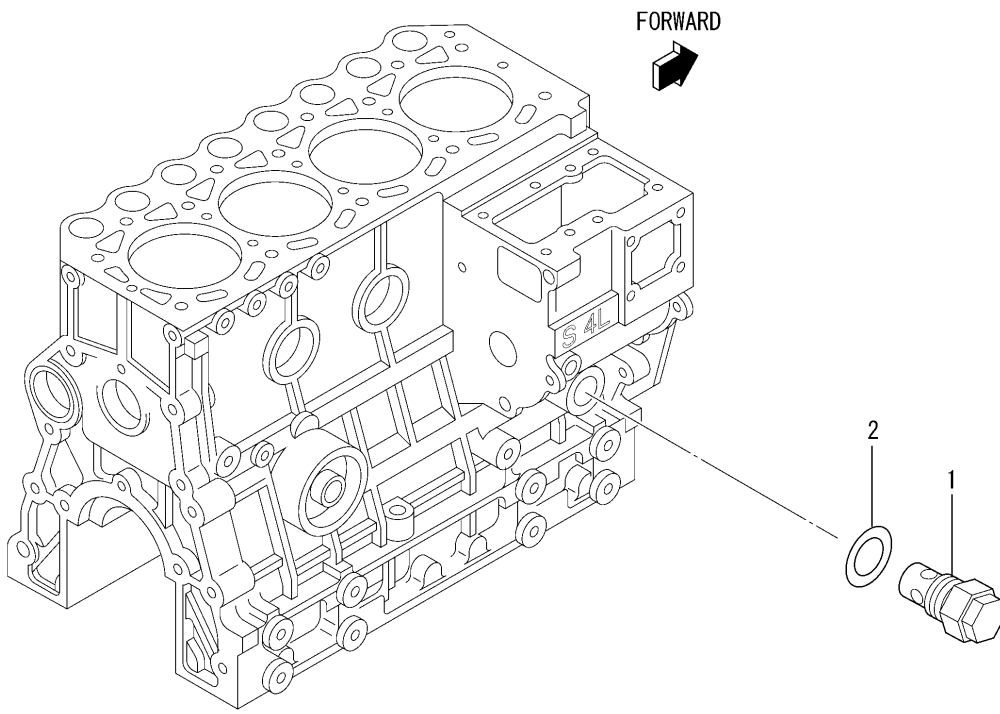


S3L2



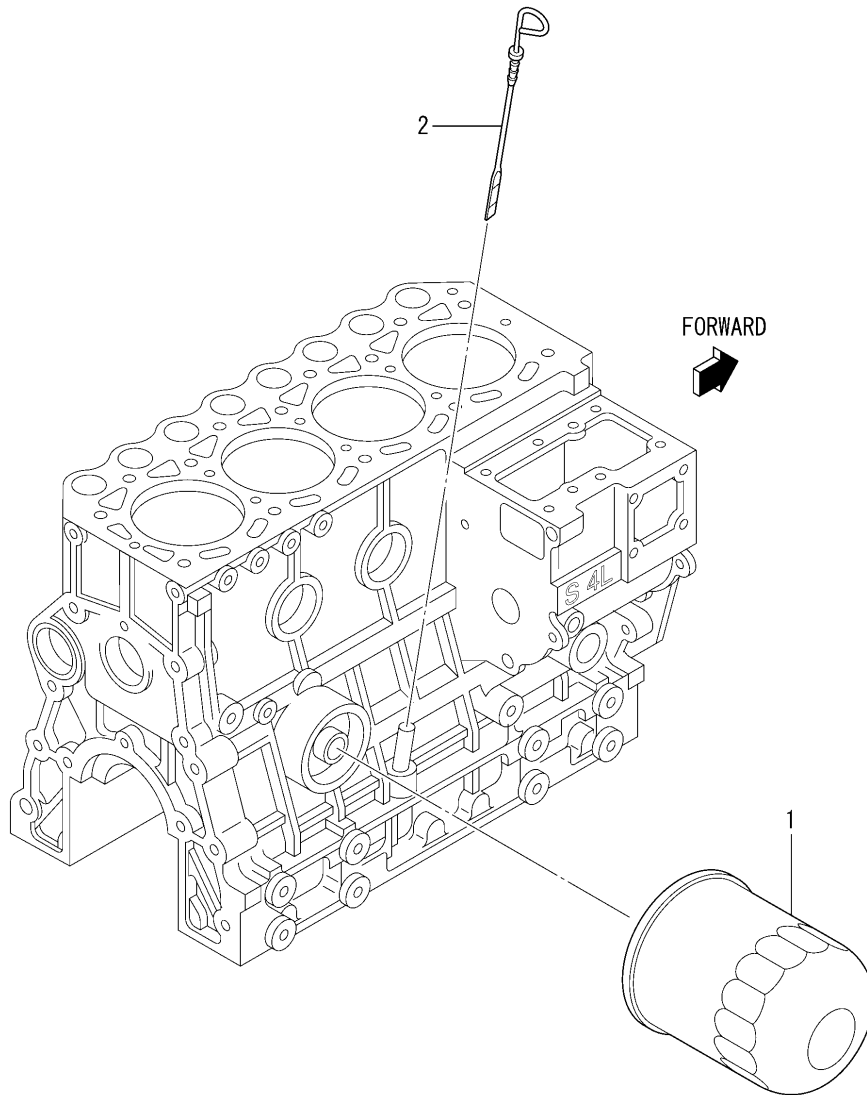
S4L2

| REF. -NO. | PART NO. | R / P | S C E N E Q G | PART NAME & DESCRIPTION | MODEL & QTY | | | APPLICABLE SERIAL NO. | | M / R | V R D |
|--------------|-------------|-------------|---------------------------------|-------------------------|-------------|------|--|-----------------------|--------|-------------|-------------|
| | | | | | S3L2 | S4L2 | | FROM@- | -@UPTO | | |
| 1 | 31A35-05040 | | | STRAINER ASSY | 1 | . | | | | A | |
| | MM430176 | | | STRAINER ASSY | . | 1 | | | | A | |
| 2 | F2320-16000 | | | NUT, JAM | 1 | 1 | | | | A | |
| 3 | MF660036 | | | GASKET | 1 | 1 | | | | A | |
| | | | | | | | | | | | |
| | | | | | | | | | | | |
| | | | | | | | | | | | |
| | | | | | | | | | | | |
| | | | | | | | | | | | |
| | | | | | | | | | | | |
| | | | | | | | | | | | |
| | | | | | | | | | | | |
| | | | | | | | | | | | |
| | | | | | | | | | | | |
| | | | | | | | | | | | |
| | | | | | | | | | | | |
| | | | | | | | | | | | |
| | | | | | | | | | | | |

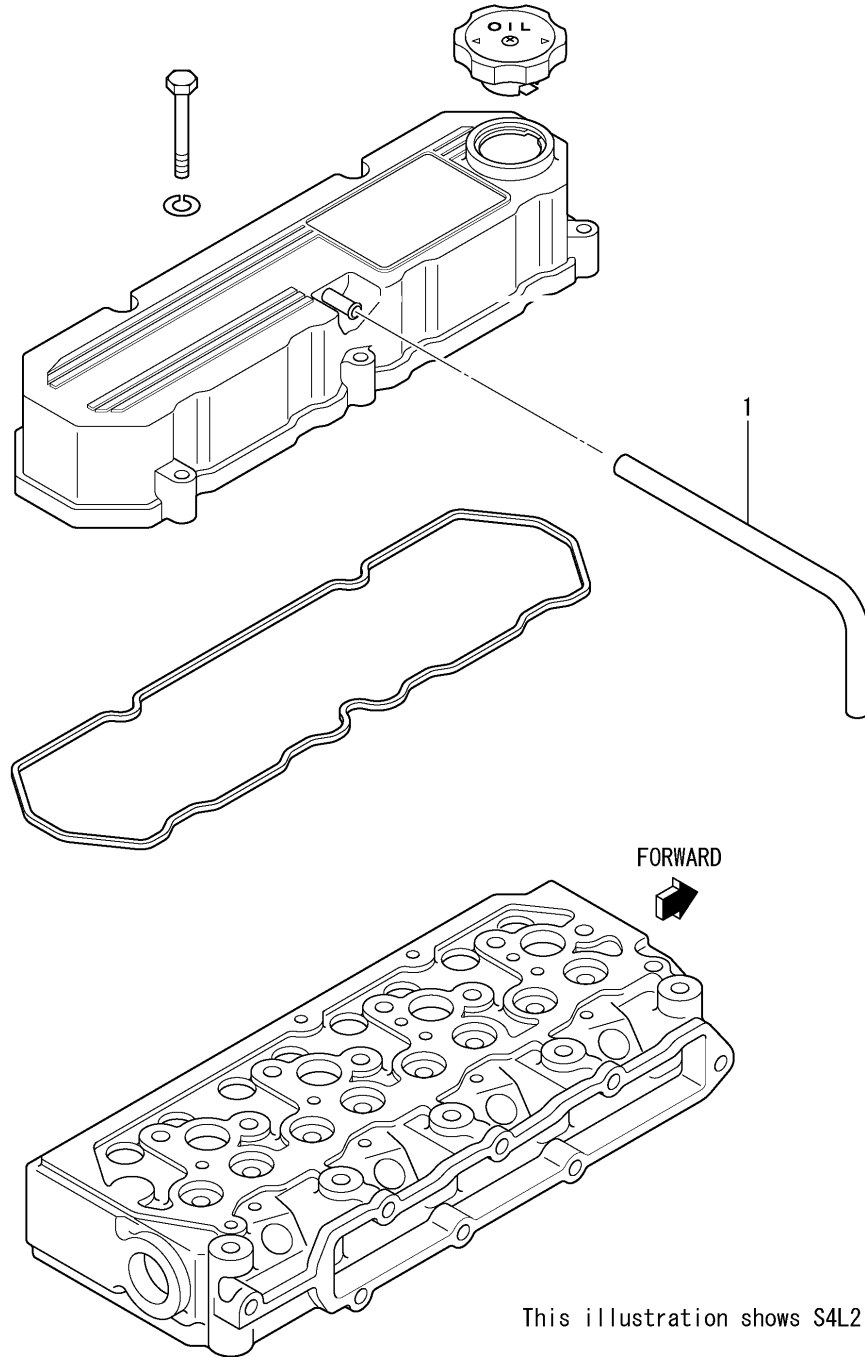


This illustration shows S4L2

| REF. -NO. | PART NO. | R / P | S C E N E Q G | PART NAME & DESCRIPTION | MODEL & QTY | | | APPLICABLE SERIAL NO. | | M / R | V R D |
|--------------|-------------|-------------|---------------------------------|-------------------------|-------------|------|--|-----------------------|--------|-------------|-------------|
| | | | | | S3L2 | S4L2 | | FROM@- | -@UPTO | | |
| 1 | 32A36-05012 | | | VALVE ASSY, RELIEF | 1 | 1 | | | | | |
| 2 | 34340-00700 | | | GASKET | 1 | 1 | | | | | A |
| | | | | | | | | | | | |
| | | | | | | | | | | | |
| | | | | | | | | | | | |
| | | | | | | | | | | | |
| | | | | | | | | | | | |
| | | | | | | | | | | | |
| | | | | | | | | | | | |
| | | | | | | | | | | | |
| | | | | | | | | | | | |
| | | | | | | | | | | | |
| | | | | | | | | | | | |
| | | | | | | | | | | | |
| | | | | | | | | | | | |
| | | | | | | | | | | | |
| | | | | | | | | | | | |



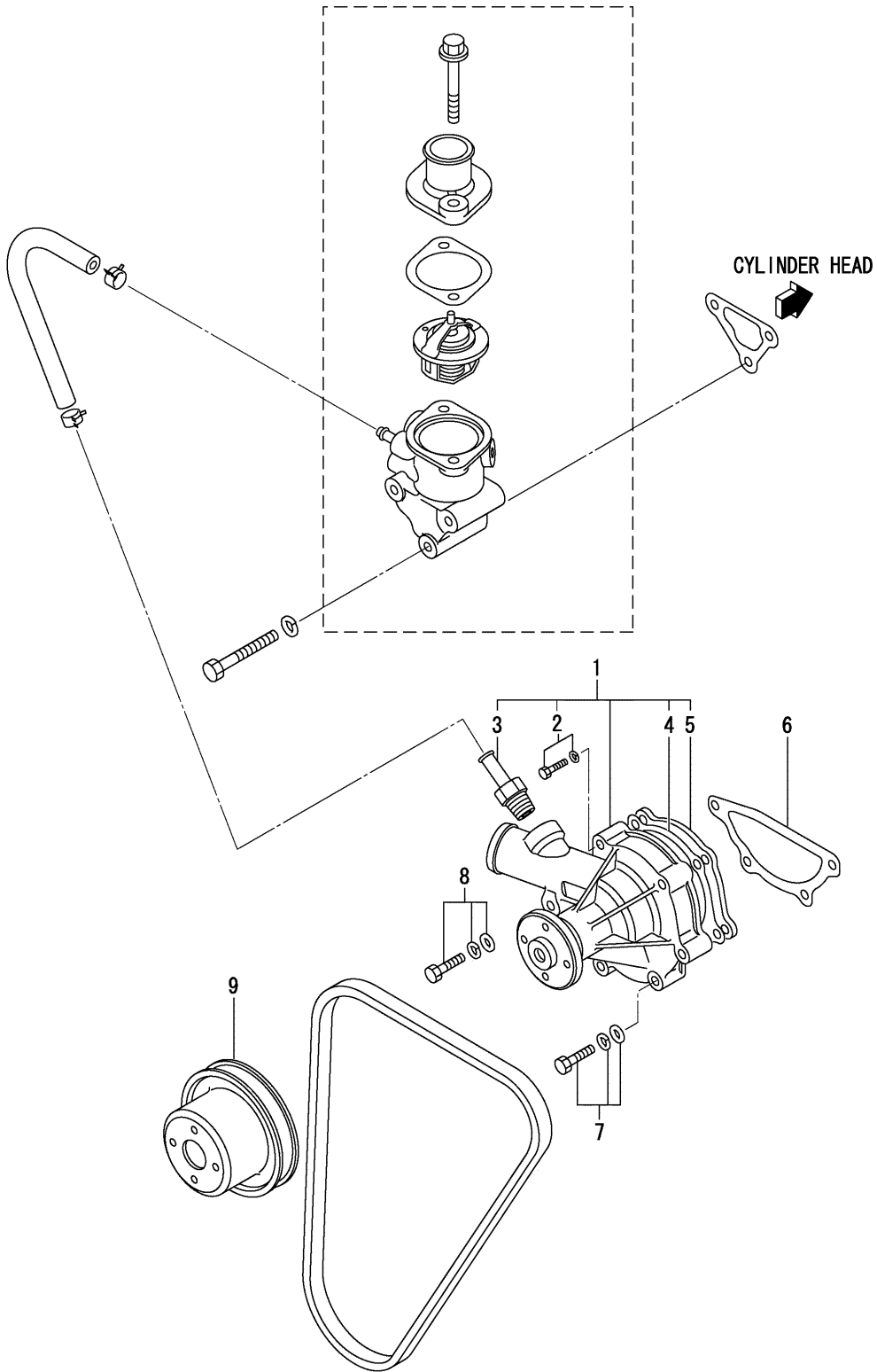
This illustration shows S4L2



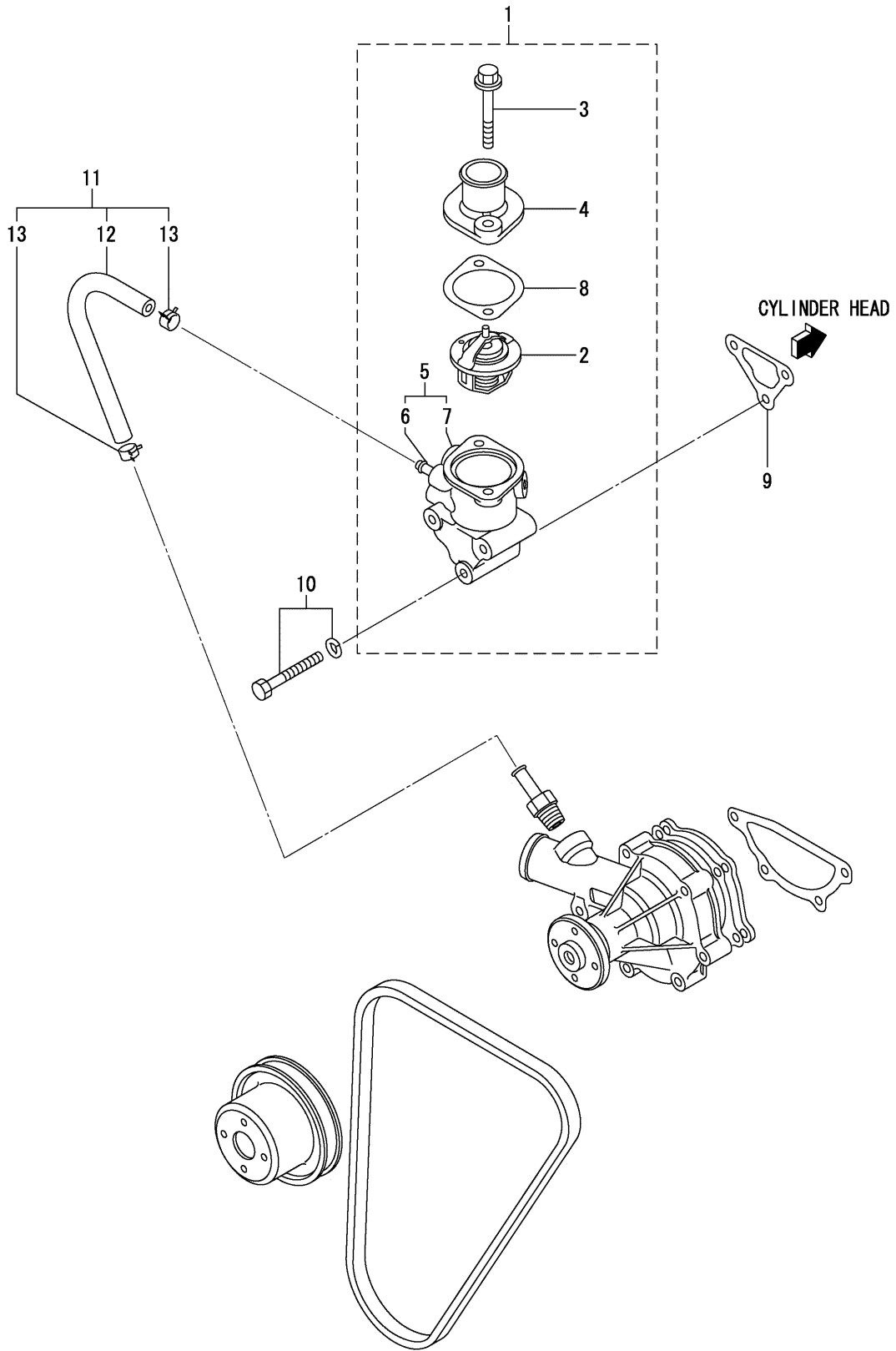
This illustration shows S4L2

| REF. -NO. | PART NO. | R / P | S E N G G | PART NAME & DESCRIPTION | MODEL & QTY | | | APPLICABLE SERIAL NO. | | M / R | V R D |
|--------------|----------|-------------|-----------------------|-------------------------|-------------|------|--|-----------------------|--------|-------------|-------------|
| | | | | | S3L2 | S4L2 | | FROM@- | -@UPTO | | |
| 1 | MM400380 | | | HOSE, BREATHER | 1 | 1 | | | | | |
| | | | | | | | | | | | |
| | | | | | | | | | | | |
| | | | | | | | | | | | |
| | | | | | | | | | | | |
| | | | | | | | | | | | |
| | | | | | | | | | | | |
| | | | | | | | | | | | |
| | | | | | | | | | | | |
| | | | | | | | | | | | |
| | | | | | | | | | | | |
| | | | | | | | | | | | |
| | | | | | | | | | | | |
| | | | | | | | | | | | |
| | | | | | | | | | | | |
| | | | | | | | | | | | |

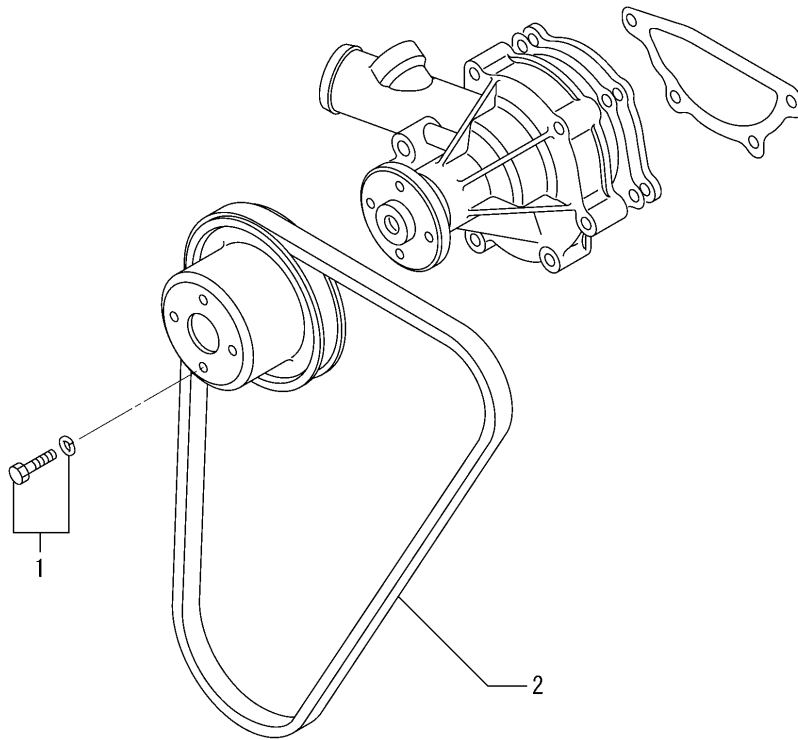
WATER PUMP



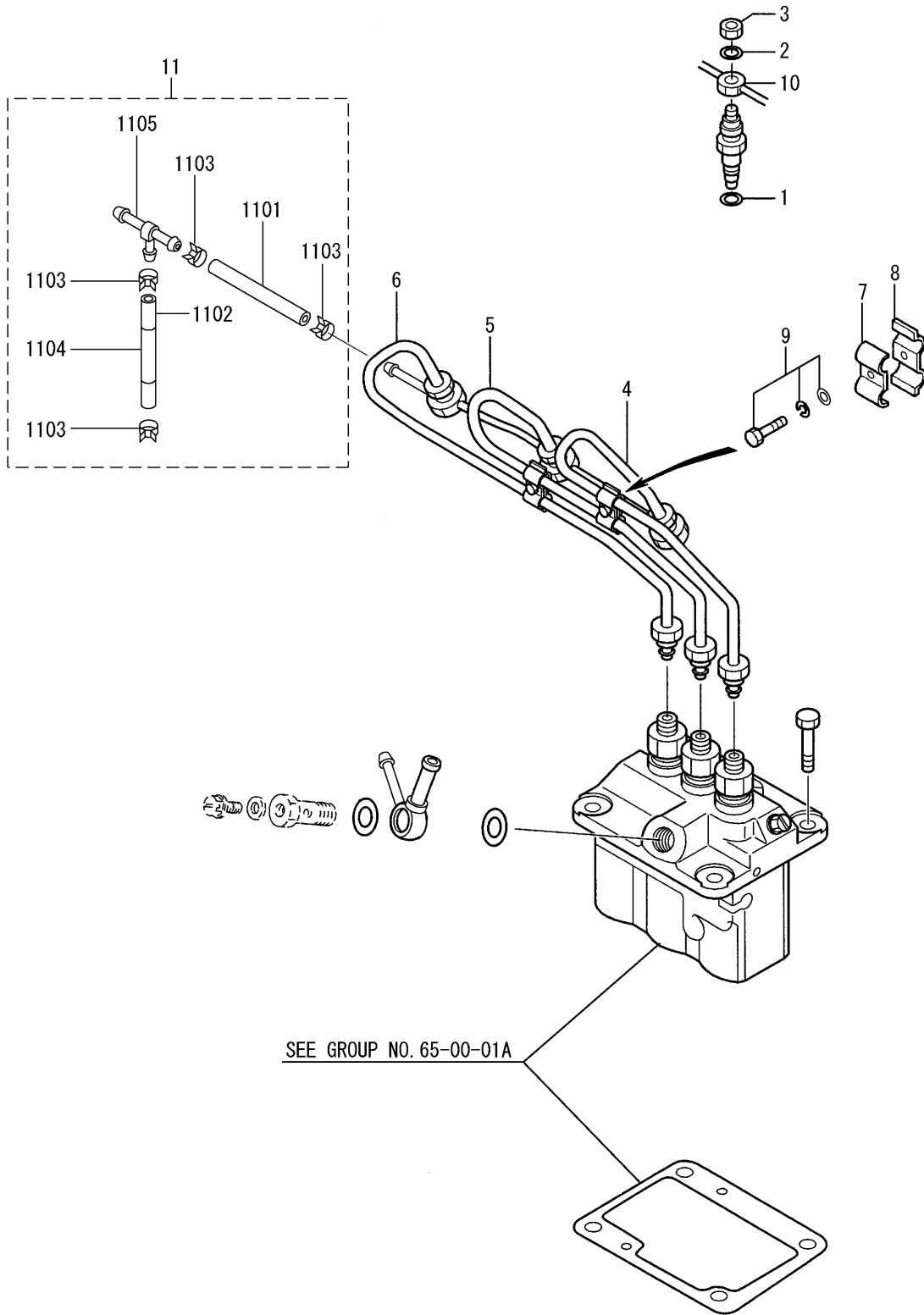
| REF. -NO. | PART NO. | R / P | S E N G G | PART NAME & DESCRIPTION | MODEL & QTY | | | APPLICABLE SERIAL NO. | | M / R | V R D |
|--------------|-------------|-------------|-----------------------|-------------------------|-------------|------|--|-----------------------|--------|-------------|-------------|
| | | | | | S3L2 | S4L2 | | FROM@- | -@UPTO | | |
| 1 | MM409302 | | | PUMP ASSY, WATER | 1 | 1 | | | | | |
| 2 | F1805-06030 | | | BOLT, W/WASHER | 2 | 2 | | | | A | |
| 3 | MM409314 | | | JOINT, WATER PUMP | 1 | 1 | | | | | |
| 4 | MM409326 | | | GASKET, WATER PUMP | 1 | 1 | | | | A | |
| 5 | MM409327 | | | PLATE, WATER PUMP | 1 | 1 | | | | | |
| 6 | 30H45-00101 | | | GASKET, WATER PUMP | 1 | 1 | | | | A | |
| 7 | F1825-08045 | | | BOLT, W/WASHER | 3 | 3 | | | | A | |
| 8 | F1825-08060 | | | BOLT, W/WASHER | 1 | 1 | | | | A | |
| 9 | 31A45-20700 | | | PULLEY, WATER PUMP | 1 | 1 | | | | | |
| | | | | | | | | | | | |
| | | | | | | | | | | | |
| | | | | | | | | | | | |
| | | | | | | | | | | | |
| | | | | | | | | | | | |
| | | | | | | | | | | | |
| | | | | | | | | | | | |
| | | | | | | | | | | | |
| | | | | | | | | | | | |
| | | | | | | | | | | | |
| | | | | | | | | | | | |



| REF. -NO. | PART NO. | R / P | S C E N E Q G | PART NAME & DESCRIPTION | MODEL & QTY | | | APPLICABLE SERIAL NO. | | M / R | V R D |
|--------------|-------------|-------------|---------------------------------|-------------------------|-------------|------|--|-----------------------|--------|-------------|-------------|
| | | | | | S3L2 | S4L2 | | FROM@- | -@UPTO | | |
| | | | | | | | | | | | |
| 1 | * | | | THERMOSTAT ASSY | 1 | 1 | | | | | |
| 2 | K6516441 | | | THERMOSTAT | 1 | 1 | | | | | |
| 3 | MF140227 | | | BOLT, FLANGE | 2 | 2 | | | | | |
| 4 | MM409-31302 | | | COVER, THERMOSTAT | 1 | 1 | | | | | |
| 5 | 31A46-00064 | | | CASE ASSY | 1 | 1 | | | | | |
| 6 | * | | | PIPE, THERMOSTAT | 1 | 1 | | | | | |
| 7 | * | | | CASE, THERMOSTAT | 1 | 1 | | | | | |
| 8 | 31A46-11200 | | | GASKET, THERMOSTAT | 1 | 1 | | | | A | |
| 9 | 31A46-10101 | | | GASKET, THERMO CASE | 1 | 1 | | | | A | |
| 10 | F1805-08065 | | | BOLT, W/WASHER | 3 | 3 | | | | A | |
| | | | | B/W | | | | | | | |
| 11 | MM413196 | | | HOSE ASSY | 1 | 1 | | | | | |
| 12 | MS603014 | | | HOSE, FUEL | 1 | 1 | | | | A | |
| 13 | MS660164 | | | CLIP, HOSE | 2 | 2 | | | | A | |
| | | | | | | | | | | | |
| | | | | | | | | | | | |
| | | | | | | | | | | | |
| | | | | | | | | | | | |
| | | | | | | | | | | | |
| | | | | | | | | | | | |
| | | | | | | | | | | | |
| | | | | | | | | | | | |
| | | | | | | | | | | | |



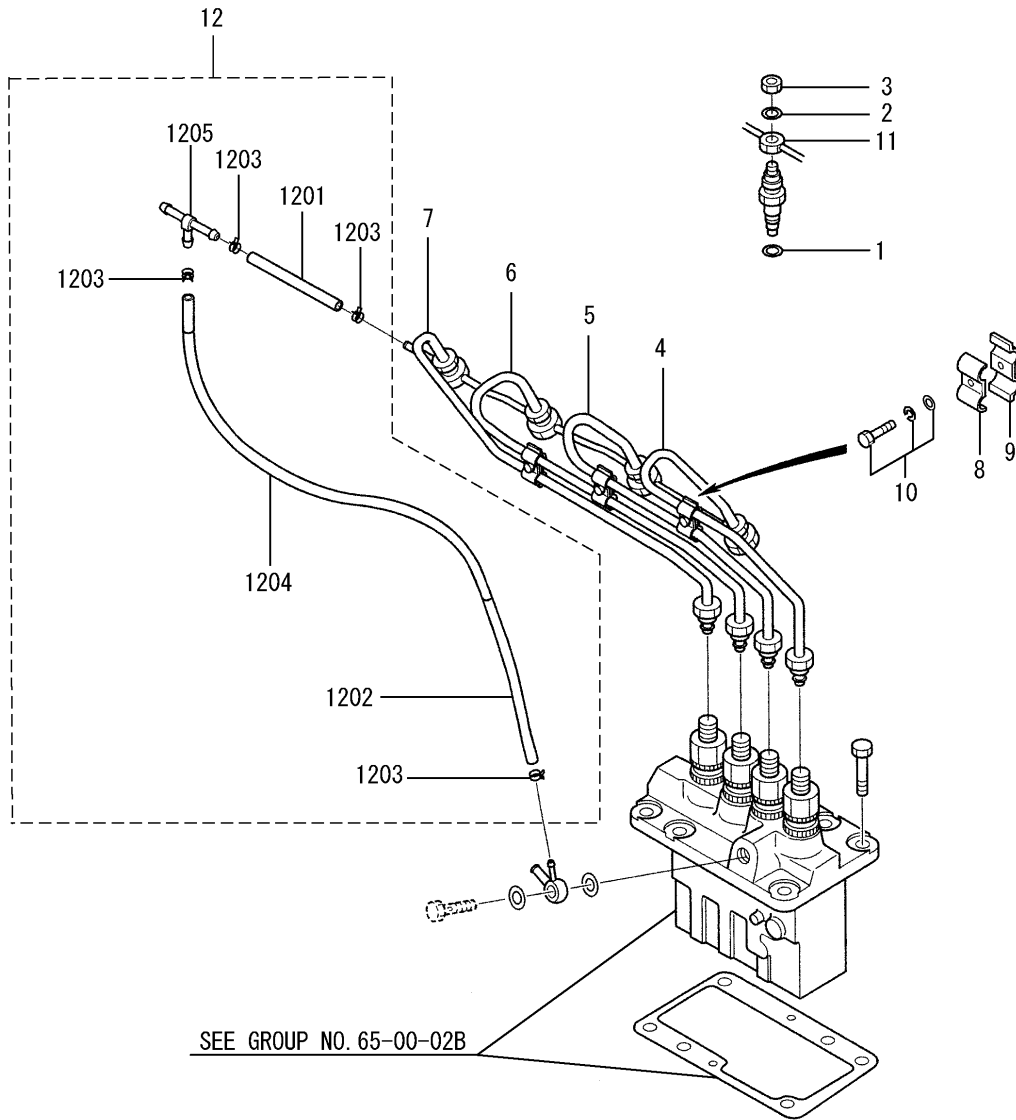
61-00-01 FUEL SYSTEM (FOR S3L2)



61-00-01 FUEL SYSTEM (FOR S3L2)

| REF. -NO. | PART NO. | R / P | S E N G G | PART NAME & DESCRIPTION | MODEL & QTY | | | APPLICABLE SERIAL NO. | | M / R | V R D |
|--------------|-------------|-------------|-----------------------|-------------------------|-------------|------|--|-----------------------|--------|-------------|-------------|
| | | | | | S3L2 | S4L2 | | FROM@- | -@UPTO | | |
| 1 | MD070717 | | | GASKET, HOLDER | 3 | . | | | | A | |
| 2 | MD068355 | | | GASKET, FUEL RETURN | 3 | . | | | | A | |
| 3 | MD068353 | | | NUT | 3 | . | | | | A | |
| 4 | 31A61-04100 | | | PIPE, INJECTION NO. 1 | 1 | . | | | | | |
| 5 | 31A61-04200 | | | PIPE, INJECTION NO. 2 | 1 | . | | | | | |
| 6 | 31A61-04300 | | | PIPE, INJECTION NO. 3 | 1 | . | | | | | |
| 7 | MM430703 | | | CLAMP | 2 | . | | | | | |
| 8 | MM430614 | | | CLAMP | 2 | . | | | | | |
| 9 | F1825-06025 | | | BOLT, W/WASHER | 2 | . | | | | A | |
| 10 | 31B61-02800 | | | PIPE, FUEL LEAK-OFF | 1 | . | | | | | |
| 11 | 31B61-13100 | | | HOSE ASSY, AIR VENT | 1 | . | | | | | |
| 11 01 | MM430131 | | | HOSE, FUEL | 1 | . | | | | | |
| 11 02 | MS604032 | | | HOSE, FUEL | 1 | . | | | | | |
| 11 03 | MS660169 | | | CLIP, HOSE | 4 | . | | | | A | |
| 11 04 | 31A61-01200 | | | HOSE, RUBBER | 1 | . | | | | A | |
| 11 05 | 31A61-01500 | | | JOINT, THREE WAY | 1 | . | | | | | |
| | | | | | | | | | | | |
| | | | | | | | | | | | |
| | | | | | | | | | | | |
| | | | | | | | | | | | |
| | | | | | | | | | | | |
| | | | | | | | | | | | |
| | | | | | | | | | | | |
| | | | | | | | | | | | |
| | | | | | | | | | | | |
| | | | | | | | | | | | |
| | | | | | | | | | | | |
| | | | | | | | | | | | |

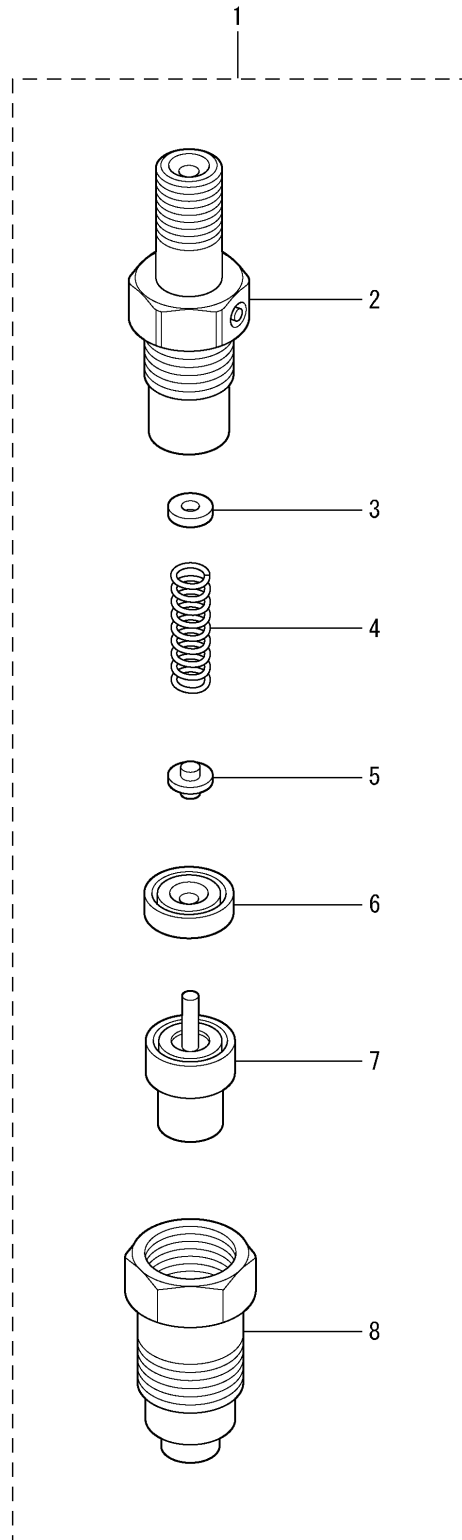
61-00-02 FUEL SYSTEM (FOR S4L2)



61-00-02 FUEL SYSTEM (FOR S4L2)

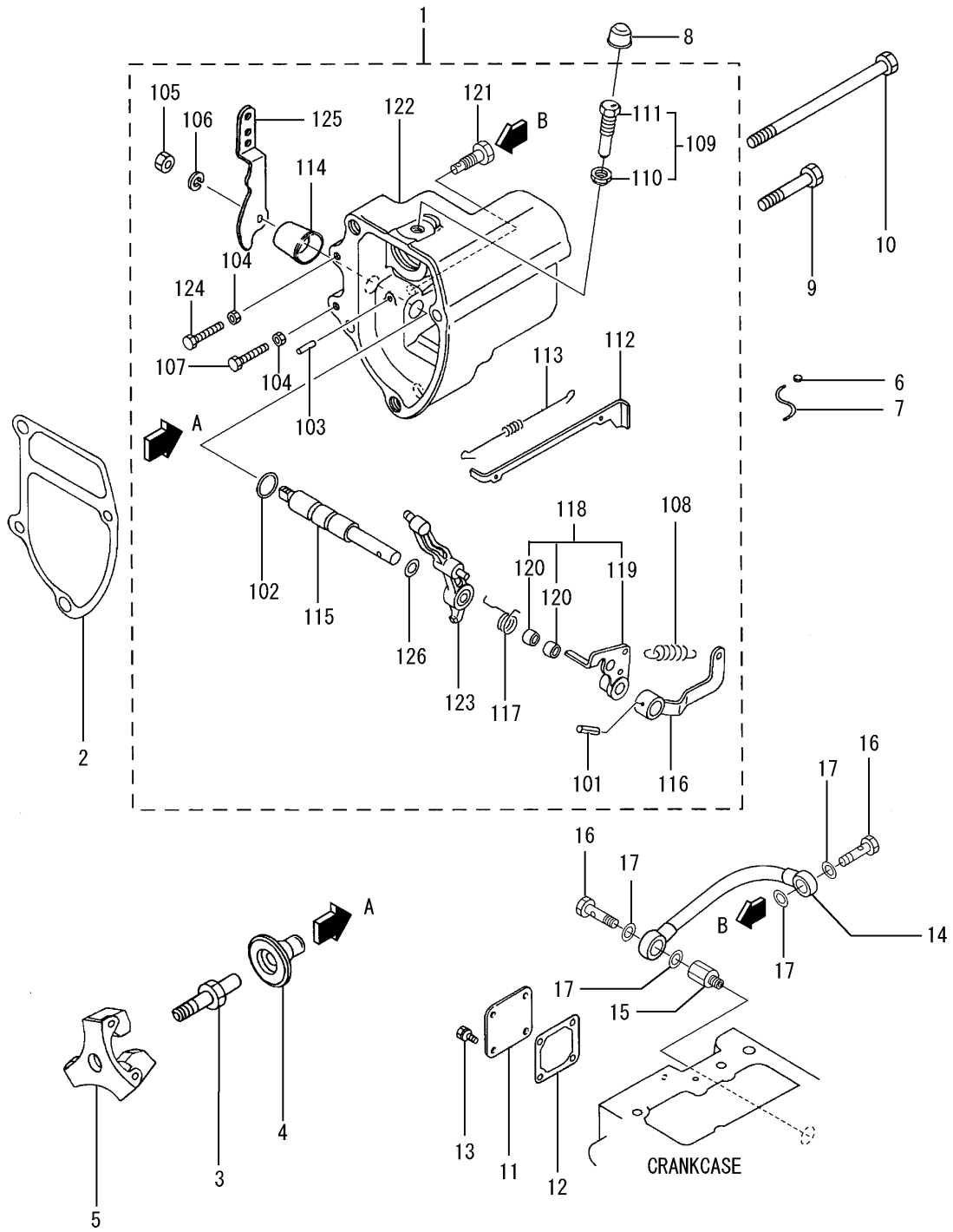
| REF. -NO. | PART NO. | R / P | S E N G G | PART NAME & DESCRIPTION | MODEL & QTY | | | APPLICABLE SERIAL NO. | | M / R | V R D |
|--------------|-------------|-------------|-----------------------|-------------------------|-------------|------|--|-----------------------|--------|-------------|-------------|
| | | | | | S3L2 | S4L2 | | FROM@- | -@UPTO | | |
| 1 | MD070717 | | | GASKET, HOLDER | - | 4 | | | | A | |
| 2 | MD068355 | | | GASKET, FUEL RETURN | - | 4 | | | | A | |
| 3 | MD068353 | | | NUT | - | 4 | | | | A | |
| 4 | 31A61-08100 | | | PIPE, INJECTION NO. 1 | - | 1 | | | | | |
| 5 | 31A61-08200 | | | PIPE, INJECTION NO. 2 | - | 1 | | | | | |
| 6 | 31A61-08300 | | | PIPE, INJECTION NO. 3 | - | 1 | | | | | |
| 7 | 31A61-08400 | | | PIPE, INJECTION NO. 4 | - | 1 | | | | | |
| 8 | MM430703 | | | CLAMP | - | 2 | | | | | |
| 9 | MM430614 | | | CLAMP | - | 2 | | | | | |
| 10 | F1825-06025 | | | BOLT, W/WASHER | B/W | 2 | | | | A | |
| 11 | 31A61-02500 | | | PIPE, FUEL LEAK-OFF | - | 1 | | | | | |
| 12 | 31A61-23300 | | | HOSE ASSY, AIR VENT | - | 1 | | | | | |
| 12 01 | MS604005 | | | HOSE, FUEL | - | 1 | | | | | |
| 12 02 | MS604043 | | | HOSE, FUEL | - | 1 | | | | | |
| 12 03 | MS660169 | | | CLIP, HOSE | - | 4 | | | | A | |
| 12 04 | 31A61-01200 | | | HOSE, RUBBER | - | 1 | | | | A | |
| 12 05 | 31A61-01500 | | | JOINT, THREE WAY | - | 1 | | | | | |
| | | | | | | | | | | | |
| | | | | | | | | | | | |
| | | | | | | | | | | | |
| | | | | | | | | | | | |
| | | | | | | | | | | | |
| | | | | | | | | | | | |
| | | | | | | | | | | | |
| | | | | | | | | | | | |
| | | | | | | | | | | | |
| | | | | | | | | | | | |

61-00-03 NOZZLE & NOZZLE HOLDER

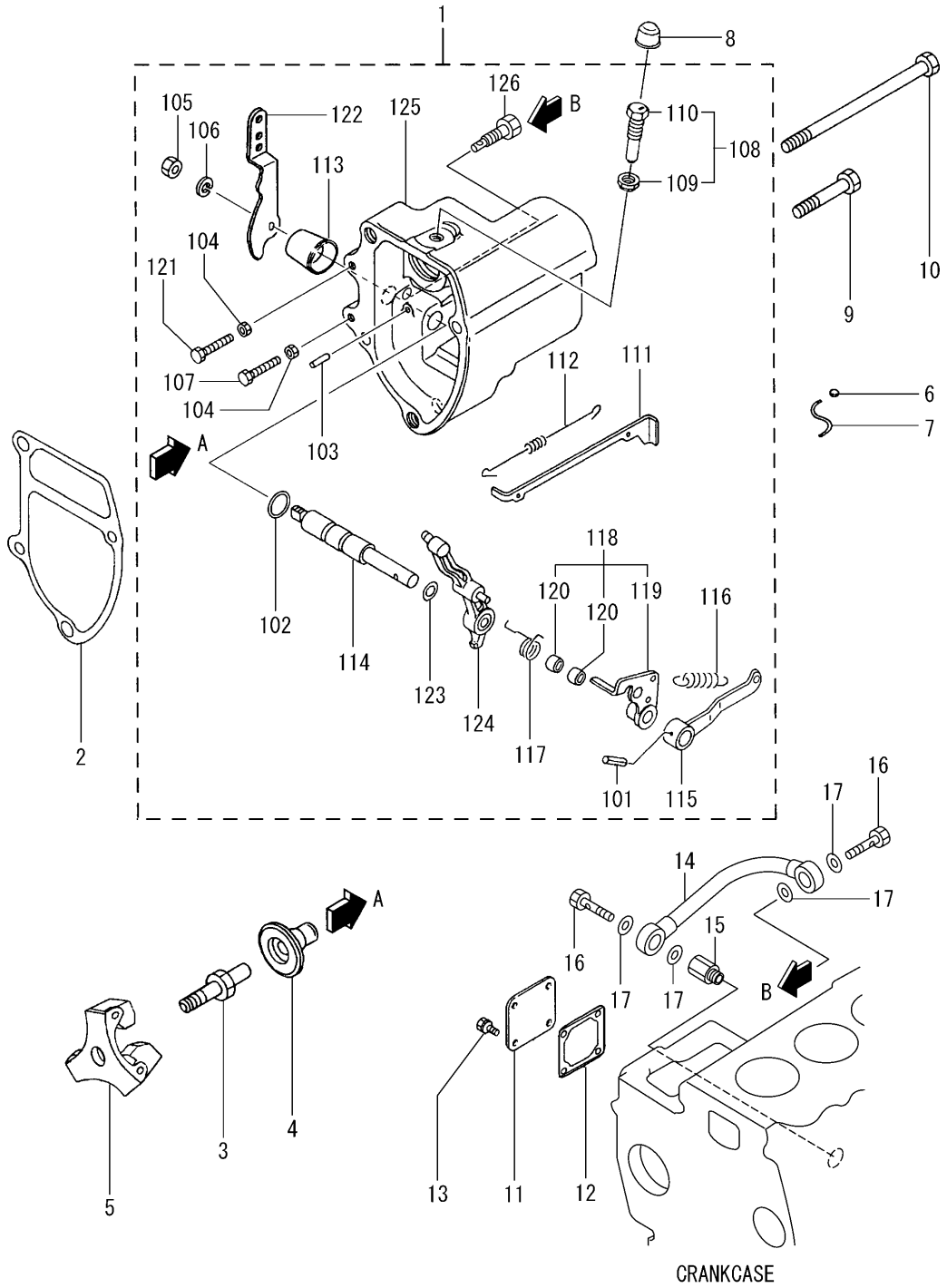


61-00-03 NOZZLE & NOZZLE HOLDER

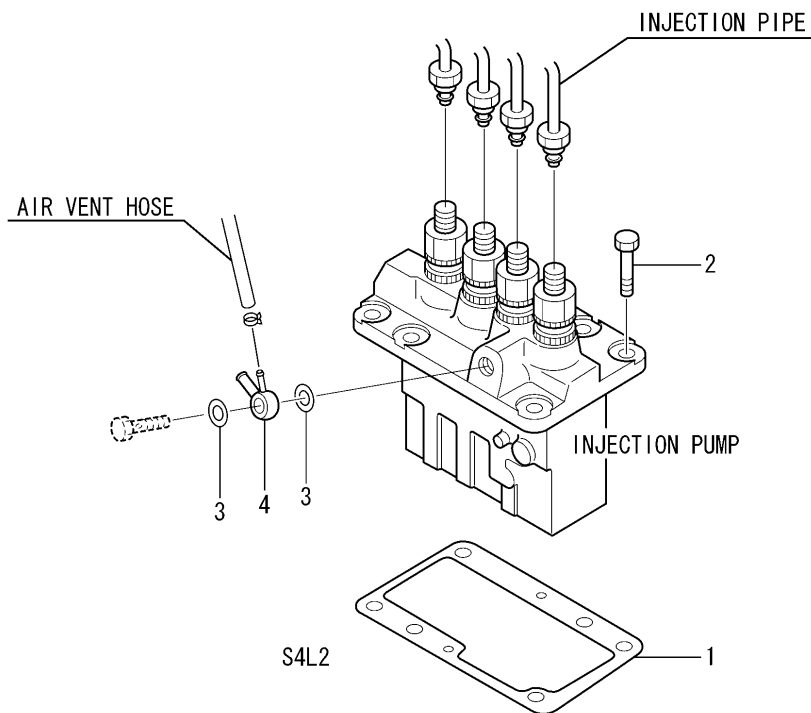
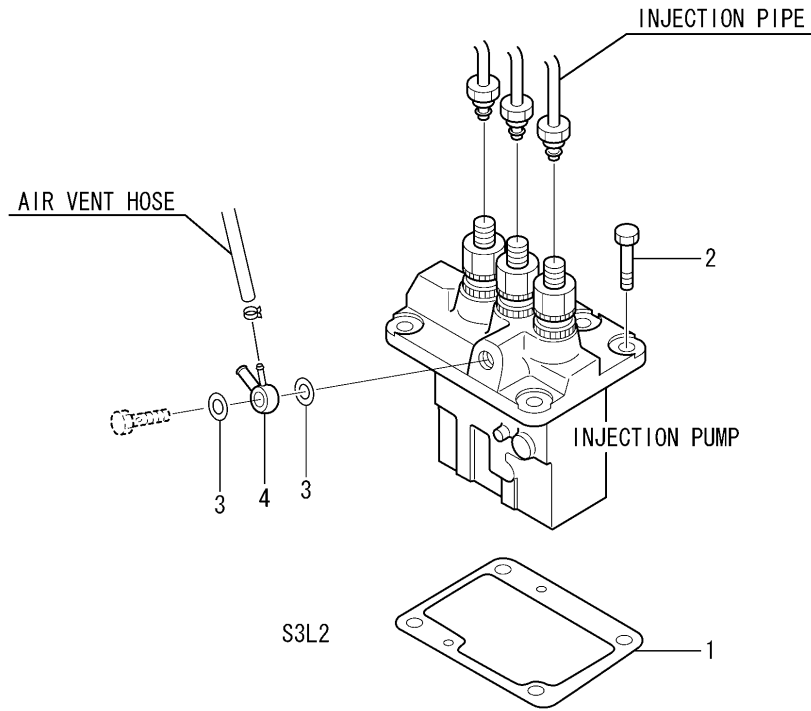
| REF. -NO. | PART NO. | R / P | S C E N E S C E N E S | PART NAME & DESCRIPTION | MODEL & QTY | | | APPLICABLE SERIAL NO. | | M / R | V R D |
|--------------|-------------|-------------|---|-------------------------|-------------|------|--|-----------------------|--------|-------------|-------------|
| | | | | | S3L2 | S4L2 | | FROM@- | -@UPTO | | |
| | | | | | | | | | | | |
| 1 | MM435-94101 | | | NOZZLE & HOLDER ASSY | 3 | 4 | | | | | A |
| 2 | 09311-03840 | | | BODY SUB ASSY | 3 | 4 | | | | | A |
| 3 | 09317-51810 | | | WASHER T=1. 25 | AR | AR | | | | | A |
| | 09317-51830 | | | WASHER T=1. 30 | AR | AR | | | | | A |
| | 09317-51850 | | | WASHER T=1. 35 | AR | AR | | | | | A |
| | 09317-51870 | | | WASHER T=1. 40 | AR | AR | | | | | A |
| | 09317-51890 | | | WASHER T=1. 45 | AR | AR | | | | | A |
| | 09317-51910 | | | WASHER T=1. 50 | AR | AR | | | | | A |
| | 09317-51930 | | | WASHER T=1. 55 | AR | AR | | | | | A |
| | 09317-51950 | | | WASHER T=1. 60 | AR | AR | | | | | A |
| 4 | 09317-51970 | | | WASHER T=1. 65 | AR | AR | | | | | A |
| | 09317-51990 | | | WASHER T=1. 70 | AR | AR | | | | | A |
| | 09312-70310 | | | SPRING, PRESSURE | 3 | 4 | | | | | A |
| 5 | 09312-10380 | | | PIN, PRESSURE | 3 | 4 | | | | | |
| 6 | 09317-40070 | | | PIECE, DISTANCE | 3 | 4 | | | | | |
| 7 | 09340-05060 | | | NOZZLE ASSY | 3 | 4 | | | | | A |
| 8 | 09316-41351 | | | NUT, NOZZLE RETAINING | 3 | 4 | | | | | |
| | | | | | | | | | | | |
| | | | | | | | | | | | |
| | | | | | | | | | | | |
| | | | | | | | | | | | |
| | | | | | | | | | | | |
| | | | | | | | | | | | |
| | | | | | | | | | | | |
| | | | | | | | | | | | |
| | | | | | | | | | | | |
| | | | | | | | | | | | |



| REF. -NO. | PART NO. | R / P | S C E N E S C E N E S C E N E S | PART NAME & DESCRIPTION | MODEL & QTY | | | APPLICABLE SERIAL NO. | | M / R | V R D |
|--------------|-------------|-------------|--|-------------------------|-------------|------|--|-----------------------|--------|-------------|-------------|
| | | | | | S3L2 | S4L2 | | FROM@- | -@UPTO | | |
| | | | | | | | | | | | |
| 1 | 31B63-12080 | | | CASE ASSY, GOVERNOR | 1 | . | | | | | |
| 1 01 | F2850-03020 | | | PIN, SPRING | 1 | . | | | | A | |
| 1 02 | F3150-01010 | | | O-RING | 1 | . | | | | A | |
| 1 03 | K8712630 | | | PIN, GROOVED | 1 | . | | | | | |
| 1 04 | MF430004 | | | NUT | 2 | . | | | | A | |
| 1 05 | MF430725 | | | NUT, JAM | 1 | . | | | | A | |
| 1 06 | MF450405 | | | WASHER, SPRING | 1 | . | | | | A | |
| 1 07 | MM331-31701 | | | BOLT, SPEED SET | 1 | . | | | | | |
| 1 08 | MM433674 | | | SPRING, GOVERNOR | 1 | . | | | | A | |
| 1 09 | * | | | SCREW ASSY, RACK SET | 1 | . | | | | A | |
| 1 10 | 30L63-00600 | | | NUT, TORQUE SET | 1 | . | | | | | |
| 1 11 | 31A63-05601 | | | SCREW, RACK SET | 1 | . | | | | | |
| 1 12 | 31B63-00400 | | | TIE-ROD | 1 | . | | | | | |
| 1 13 | 31B63-00500 | | | SPRING, TIE-ROD | 1 | . | | | | | |
| 1 14 | 31A63-01800 | | | COVER, GOVERNOR SHAFT | 1 | . | | | | | |
| 1 15 | 31A63-02600 | | | SHAFT, GOVERNOR | 1 | . | | | | | |
| 1 16 | 31A63-02700 | | | LEVER, GOV SPRING | 1 | . | | | | | |
| 1 17 | 31A63-05300 | | | SPRING, START | 1 | . | | | | A | |
| 1 18 | * | | | LEVER ASSY, TENSION | 1 | . | | | | | |
| 1 19 | 31A63-05400 | | | LEVER, TENSION | 1 | . | | | | | |
| 1 20 | MM406420 | | | BEARING, NEEDLE | 2 | . | | | | A | |
| 1 21 | 31A63-07100 | | | CONNECTOR | 1 | . | | | | | |
| 1 22 | 31A63-07200 | | | CASE, GOVERNOR | 1 | . | | | | | |
| 1 23 | 31A63-07300 | | | LEVER ASSY, GOVERNOR | 1 | . | | | | | |
| 1 24 | 31A63-07900 | | | BOLT, LOW IDLE SET | 1 | . | | | | | |
| 1 25 | 31A63-11301 | | | LEVER, SPEED CONTROL | 1 | . | | | | | |
| 1 26 | 31A63-15200 | | | SHIM, GOVERNOR SHAFT | 1 | . | | | | | |
| 2 | 31A63-12201 | | | GASKET, GOVERNOR CASE | 1 | . | | | | A | |
| 3 | 31A63-10305 | | | SHAFT, SLIDING SLEEVE | 1 | . | | | | | |
| 4 | 31A63-25101 | | | SLEEVE, SLIDING | 1 | . | | | | | |
| 5 | 31A63-02030 | | | WEIGHT ASSY, GOVERNOR | 1 | . | | | | | |
| 6 | MK992-00001 | | | METAL | 1 | . | | | | | |
| 7 | MK993-00240 | | | WIRE | 1 | . | | | | | |
| 8 | 31A64-00400 | | | CAP, TORQUE SET | 1 | . | | | | | |
| 9 | F1035-08045 | | | BOLT | 3 | . | | | | A | |
| 10 | 31A63-02300 | | | BOLT, GOVERNOR CASE | 1 | . | | | | | |
| 11 | MM409150 | | | COVER, TIE-ROD | 1 | . | | | | | |
| 12 | 30A63-00101 | | | GASKET, TIE-ROD COVER | 1 | . | | | | A | |
| 13 | F1805-06014 | | | BOLT, W/WASHER | 4 | . | | | | A | |
| 14 | 31A63-08100 | | | PIPE, OIL | 1 | . | | | | | |
| 15 | 31A63-06900 | | | CONNRTOR | 1 | . | | | | | |
| 16 | MF650102 | | | BOLT, EYE | 2 | . | | | | A | |
| 17 | MF660063 | | | GASKET | 4 | . | | | | A | |
| | | | | | | | | | | | |

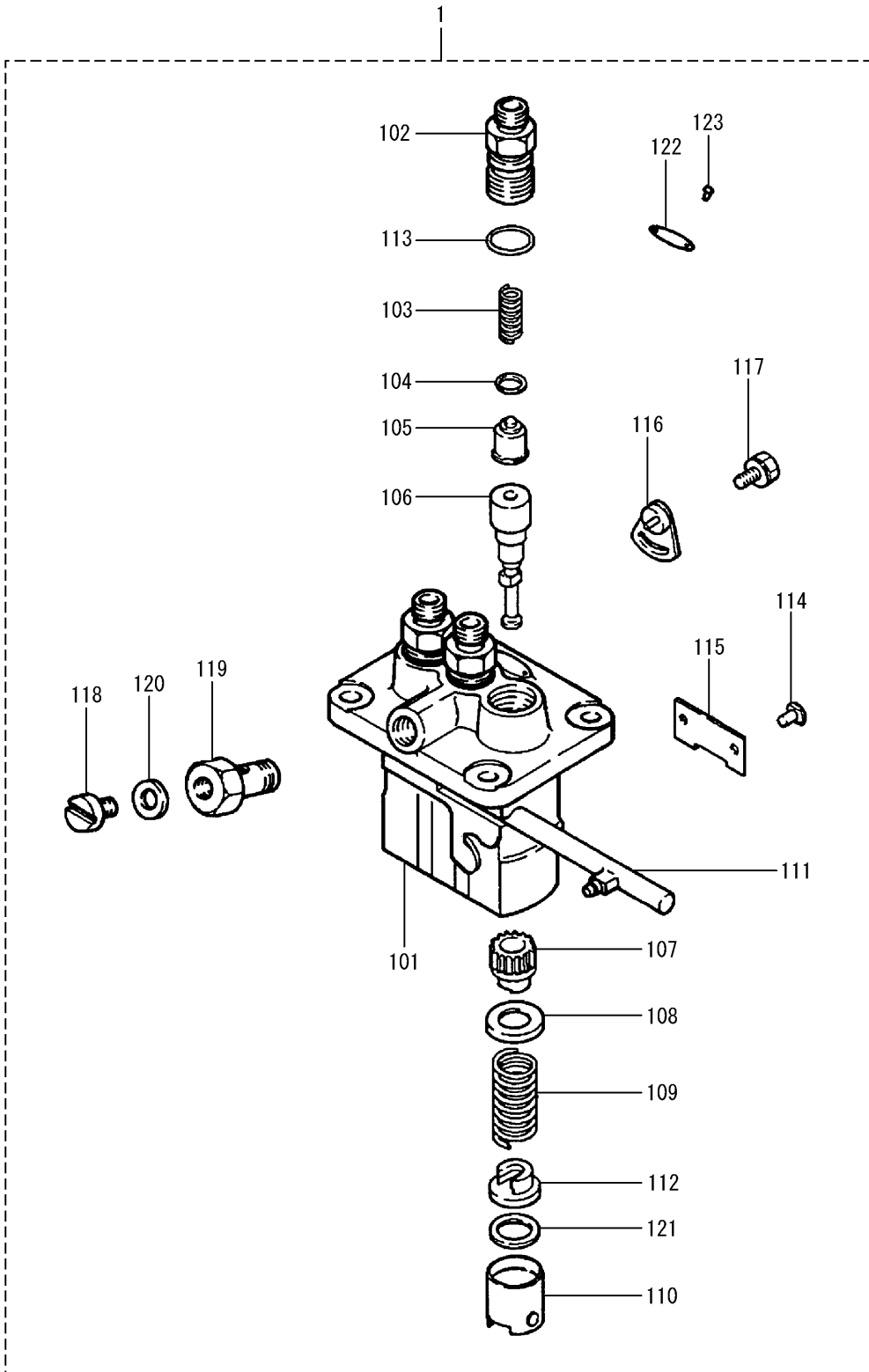


| REF. -NO. | PART NO. | R / P | S C E N E Q G | PART NAME & DESCRIPTION | MODEL & QTY | | | APPLICABLE SERIAL NO. | | M / R | V R D |
|--------------|-------------|-------------|---------------------------------|-------------------------|-------------|------|--|-----------------------|--------|-------------|-------------|
| | | | | | S3L2 | S4L2 | | FROM@- | -@UPTO | | |
| 1 | 31A63-27091 | | | CASE ASSY, GOVERNOR | - | 1 | | | | | |
| 1 01 | F2850-03020 | | | PIN, SPRING | - | 1 | | | | | A |
| 1 02 | F3150-01010 | | | O-RING | - | 1 | | | | | A |
| 1 03 | K8712630 | | | PIN, GROOVED | - | 1 | | | | | |
| 1 04 | MF430004 | | | NUT | - | 2 | | | | | A |
| 1 05 | MF430725 | | | NUT, JAM | - | 1 | | | | | A |
| 1 06 | MF450405 | | | WASHER, SPRING | - | 1 | | | | | A |
| 1 07 | MM331-31701 | | | BOLT, SPEED SET | - | 1 | | | | | |
| 1 08 | * | | | SCREW ASSY, RACK SET | - | 1 | | | | | A |
| 1 09 | 30L63-00600 | | | NUT, TORQUE SET | - | 1 | | | | | |
| 1 10 | 31A63-05601 | | | SCREW, RACK SET | - | 1 | | | | | |
| 1 11 | 31A63-00400 | | | TIE-ROD | - | 1 | | | | | |
| 1 12 | 31A63-00500 | | | SPRING, TIE-ROD | - | 1 | | | | | |
| 1 13 | 31A63-01800 | | | COVER, GOVERNOR | - | 1 | | | | | |
| 1 14 | 31A63-02600 | | | SHAFT, GOVERNOR | - | 1 | | | | | |
| 1 15 | 31A63-02700 | | | LEVER, GOV SPRING | - | 1 | | | | | |
| 1 16 | MM433720 | | | SPRING, GOVERNOR | - | 1 | | | | | |
| 1 17 | 31A63-05300 | | | SPRING, START | - | 1 | | | | | A |
| 1 18 | * | | | LEVER ASSY, TENSION | - | 1 | | | | | |
| 1 19 | 31A63-05400 | | | LEVER, TENSION | - | 1 | | | | | |
| 1 20 | MM406420 | | | BEARING, NEEDLE | - | 2 | | | | | A |
| 1 21 | 31A63-07900 | | | BOLT, LOW IDLE SET | - | 1 | | | | | |
| 1 22 | 31A63-11301 | | | LEVER, SPEED | - | 1 | | | | | |
| 1 23 | 31A63-15200 | | | SHIM, GOVERNOR SHAFT | - | 1 | | | | | |
| 1 24 | 31A63-07300 | | | LEVER, GOVERNOR | - | 1 | | | | | |
| 1 25 | 31A63-07200 | | | CASE, GOVERNOR | - | 1 | | | | | |
| 1 26 | 31A63-07100 | | | CONNECTOR | - | 1 | | | | | |
| 2 | 31A63-12201 | | | GASKET, GOVERNOR CASE | - | 1 | | | | | A |
| 3 | 31A63-10305 | | | SHAFT, SLIDING SLEEVE | - | 1 | | | | | |
| 4 | 31A63-25101 | | | SLEEVE, SLIDING | - | 1 | | | | | |
| 5 | 31A63-02030 | | | WEIGHT ASSY, GOVERNOR | - | 1 | | | | | |
| 6 | MK992-00001 | | | METAL | - | 1 | | | | | |
| 7 | MK993-00240 | | | WIRE | - | 1 | | | | | |
| 8 | 31A64-00400 | | | CAP, TORQUE SET | - | 1 | | | | | |
| 9 | F1035-08045 | | | BOLT | - | 3 | | | | | A |
| 10 | 31A63-02300 | | | BOLT, GOVERNOR CASE | - | 1 | | | | | |
| 11 | MM409150 | | | COVER, TIE-ROD | - | 1 | | | | | |
| 12 | 30A63-00101 | | | GASKET, TIE-ROD COVER | - | 1 | | | | | A |
| 13 | F1805-06014 | | | BOLT, W/WASHER | - | 4 | | | | | A |
| 14 | 31A63-08100 | | | PIPE, OIL | - | 1 | | | | | |
| 15 | 31A63-06900 | | | CONNECTOR | - | 1 | | | | | |
| 16 | MF650102 | | | BOLT, EYE | - | 2 | | | | | A |
| 17 | MF660063 | | | GASKET | - | 4 | | | | | A |
| | | | | | | | | | | | |



| REF. -NO. | PART NO. | R / P | S C E N E S Q Q | PART NAME & DESCRIPTION | | MODEL & QTY | | | APPLICABLE SERIAL NO. | | M / R | V R D |
|--------------|-------------|-------------|--------------------------------------|-------------------------|-------|-------------|------|--|-----------------------|--------|-------------|-------------|
| | | | | | | S3L2 | S4L2 | | FROM@- | -@UPTO | | |
| | | | | | | | | | | | | |
| 1 | MM409040 | | | SHIM | T=0.2 | AR | . | | | | A | |
| | MM409041 | | | SHIM | T=0.3 | AR | . | | | | A | |
| | MM409042 | | | SHIM | T=0.4 | AR | . | | | | A | |
| | MM409043 | | | SHIM | T=0.5 | AR | . | | | | A | |
| | MM409044 | | | SHIM | T=0.6 | AR | . | | | | A | |
| | MM409045 | | | SHIM | T=0.7 | AR | . | | | | A | |
| | MM409046 | | | SHIM | T=0.8 | AR | . | | | | A | |
| | MM409047 | | | SHIM | T=0.9 | AR | . | | | | A | |
| | MM409048 | | | SHIM | T=1.0 | AR | . | | | | A | |
| | MM409036 | | | SHIM | T=0.7 | . | AR | | | | A | |
| 2 | MM409037 | | | SHIM | T=0.8 | . | AR | | | | A | |
| | MM409038 | | | SHIM | T=0.9 | . | AR | | | | A | |
| | MM409039 | | | SHIM | T=1.0 | . | AR | | | | A | |
| | MM409031 | | | SHIM | T=0.2 | . | AR | | | | A | |
| | F1035-08020 | | | BOLT | | 4 | 6 | | | | A | |
| 3 | MK661-12000 | | | WASHER, SEAL | | 2 | . | | | | A | |
| | MK661-14000 | | | WASHER, SEAL | | . | 2 | | | | A | |
| 4 | 31B65-00100 | | | COLLAR, UNION | | 1 | . | | | | | |
| | 31A65-00500 | | | COLLAR, UNION | | . | 1 | | | | | |
| | | | | | | | | | | | | |
| | | | | | | | | | | | | |
| | | | | | | | | | | | | |
| | | | | | | | | | | | | |
| | | | | | | | | | | | | |
| | | | | | | | | | | | | |
| | | | | | | | | | | | | |

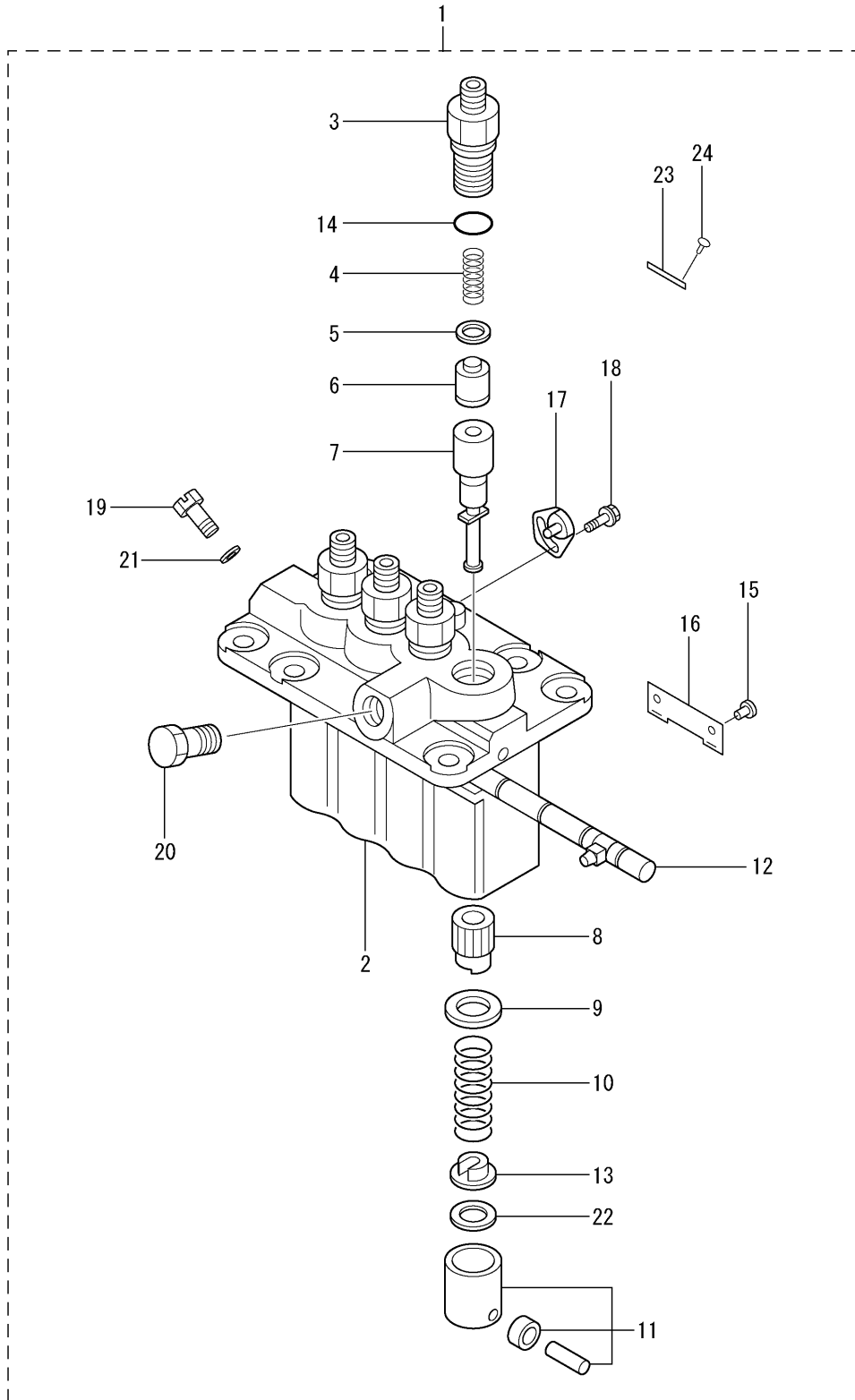
65-00-02A INJECTION PUMP(FOR S3L2)



65-00-02A INJECTION PUMP(FOR S3L2)

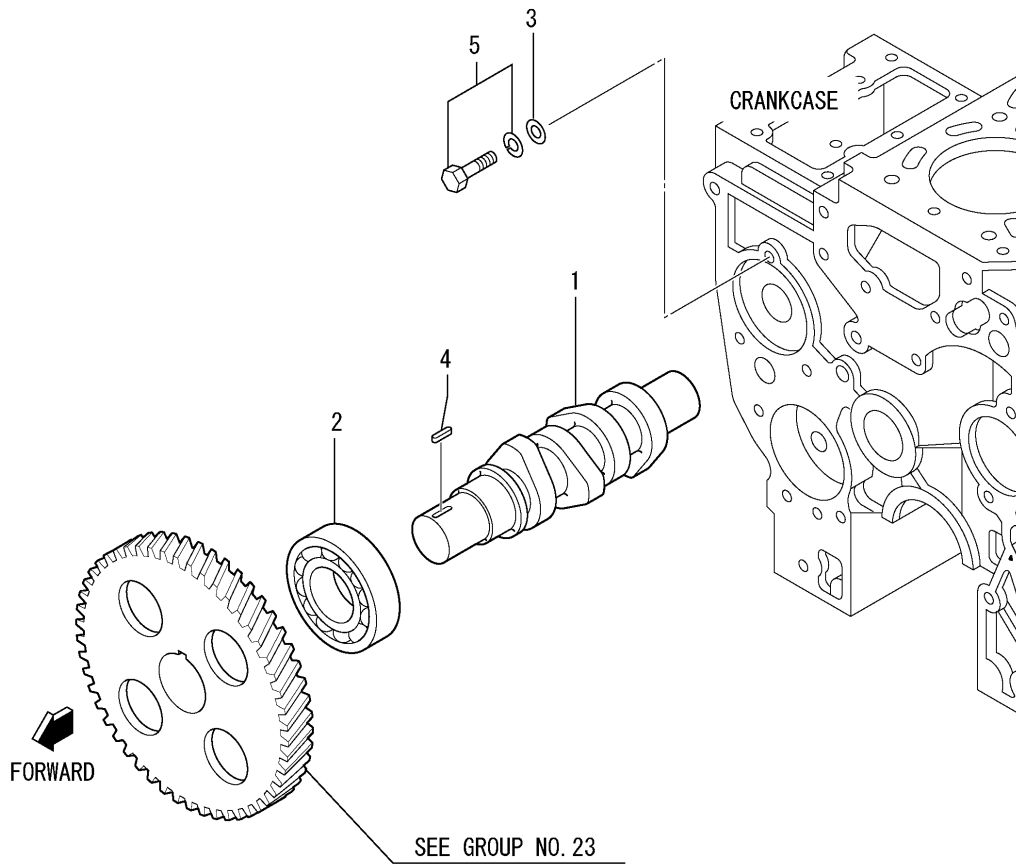
| REF. -NO. | PART NO. | R / P | S C E N E Q G | PART NAME & DESCRIPTION | MODEL & QTY | | | APPLICABLE SERIAL NO. | | M / R | V R D |
|--------------|-------------|-------------|---------------------------------|-------------------------|-------------|------|--|-----------------------|--------|-------------|-------------|
| | | | | | S3L2 | S4L2 | | FROM@- | -@UPTO | | |
| 1 | 31B65-03030 | | | PUMP ASSY, FUEL INJ | 1 | . | | | | | |
| 1 01 | 09011-05110 | | | HOUSING SUB ASSY | 1 | . | | | | | |
| 1 02 | 09013-10520 | | | HOLDER, DELIVERY | 3 | . | | | | | |
| 1 03 | 09013-60540 | | | SPRING, DELIVERY | 3 | . | | | | | |
| 1 04 | 09013-70130 | | | GASKET, DELIVERY | 3 | . | | | | | |
| 1 05 | 09014-02610 | | | VALVE SUB ASSY | 3 | . | | | | | |
| 1 06 | 09015-05550 | | | ELEMENT SUB ASSY | 3 | . | | | | | |
| 1 07 | 09016-10210 | | | SLEEVE, CONTROL | 3 | . | | | | | |
| 1 08 | 09016-30082 | | | SEAT, SPRING | 3 | . | | | | | |
| 1 09 | 09016-40170 | | | SPRING, PLUNGER | 3 | . | | | | | A |
| 1 10 | 09017-00170 | | | TAPPET SUB ASSY | 3 | . | | | | | |
| 1 11 | 09021-00470 | | | RACK ASSY, CONTROL | 1 | . | | | | | |
| 1 12 | 09030-10060 | | | SEAT, SPRING | 3 | . | | | | | |
| 1 13 | 90802-20150 | | | O-RING | 3 | . | | | | | A |
| 1 14 | 09018-30050 | | | PIN, TAPPET | 3 | . | | | | | A |
| 1 15 | 09046-70040 | | | PLATE | 1 | . | | | | | |
| 1 16 | 09006-80020 | | | PLATE, ADJUSTING | 2 | . | | | | | |
| 1 17 | 94904-80800 | | | BOLT, WASHER HEAD | 2 | . | | | | | |
| 1 18 | 09024-40180 | | | SCREW, AIR BLEEDER | 1 | . | | | | | |
| 1 19 | 09024-50210 | | | SCREW, HOLLOW | 1 | . | | | | | |
| 1 20 | 94901-81020 | | | WASHER, PIPE UNION | 1 | . | | | | | |
| 1 21 | * | | | PLATE, TAPPET SHIM | AR | . | | | | | |
| 1 22 | 09450-37240 | | | PLATE, NAME | 1 | . | | | | | |
| 1 23 | 94903-00030 | | | RIVET, SERRATION | 2 | . | | | | | A |
| | | | | | | | | | | | |
| | | | | | | | | | | | |
| | | | | | | | | | | | |
| | | | | | | | | | | | |
| | | | | | | | | | | | |
| | | | | | | | | | | | |
| | | | | | | | | | | | |
| | | | | | | | | | | | |

65-00-02B INJECTION PUMP(FOR S4L2)

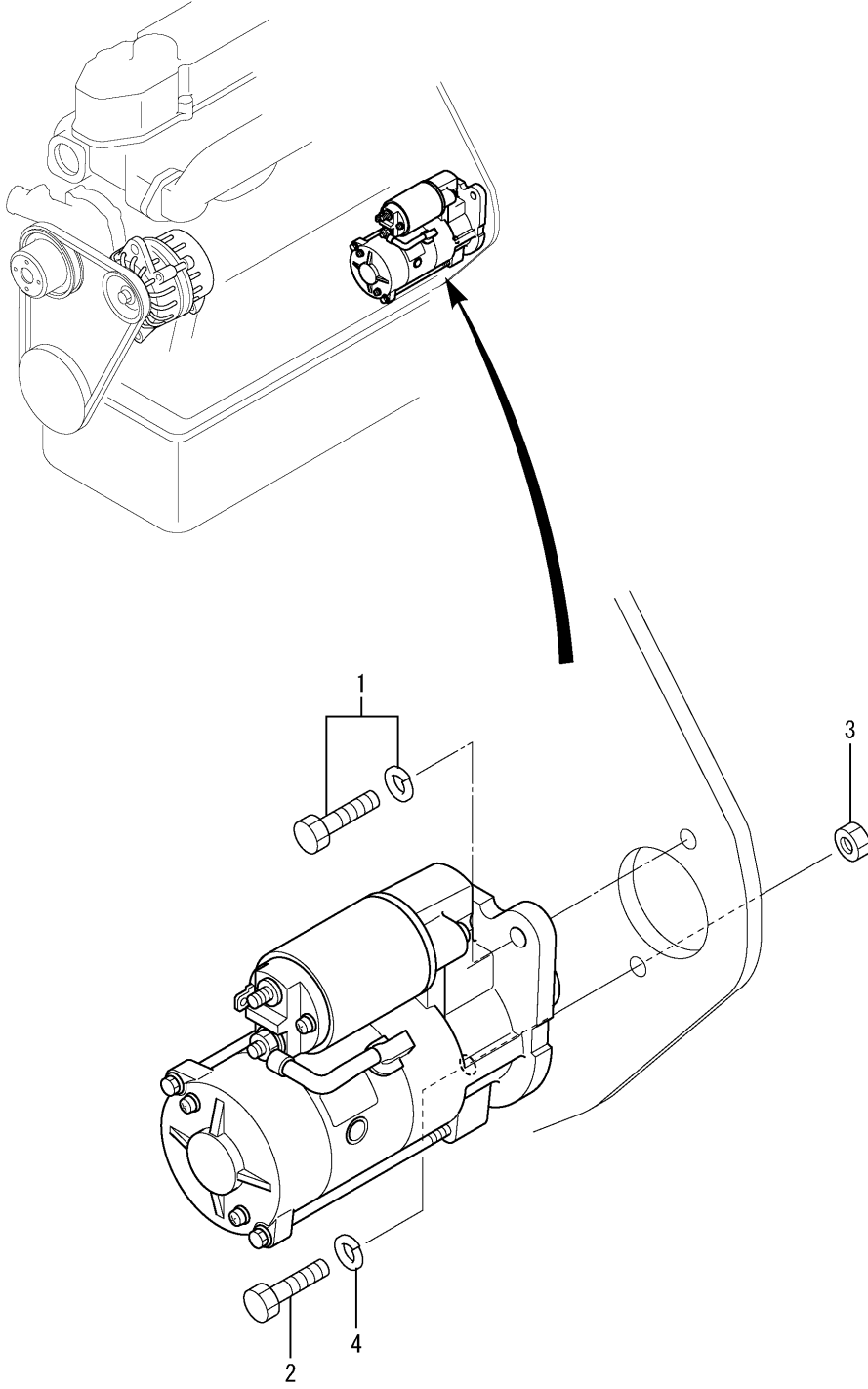


65-00-02B INJECTION PUMP(FOR S4L2)

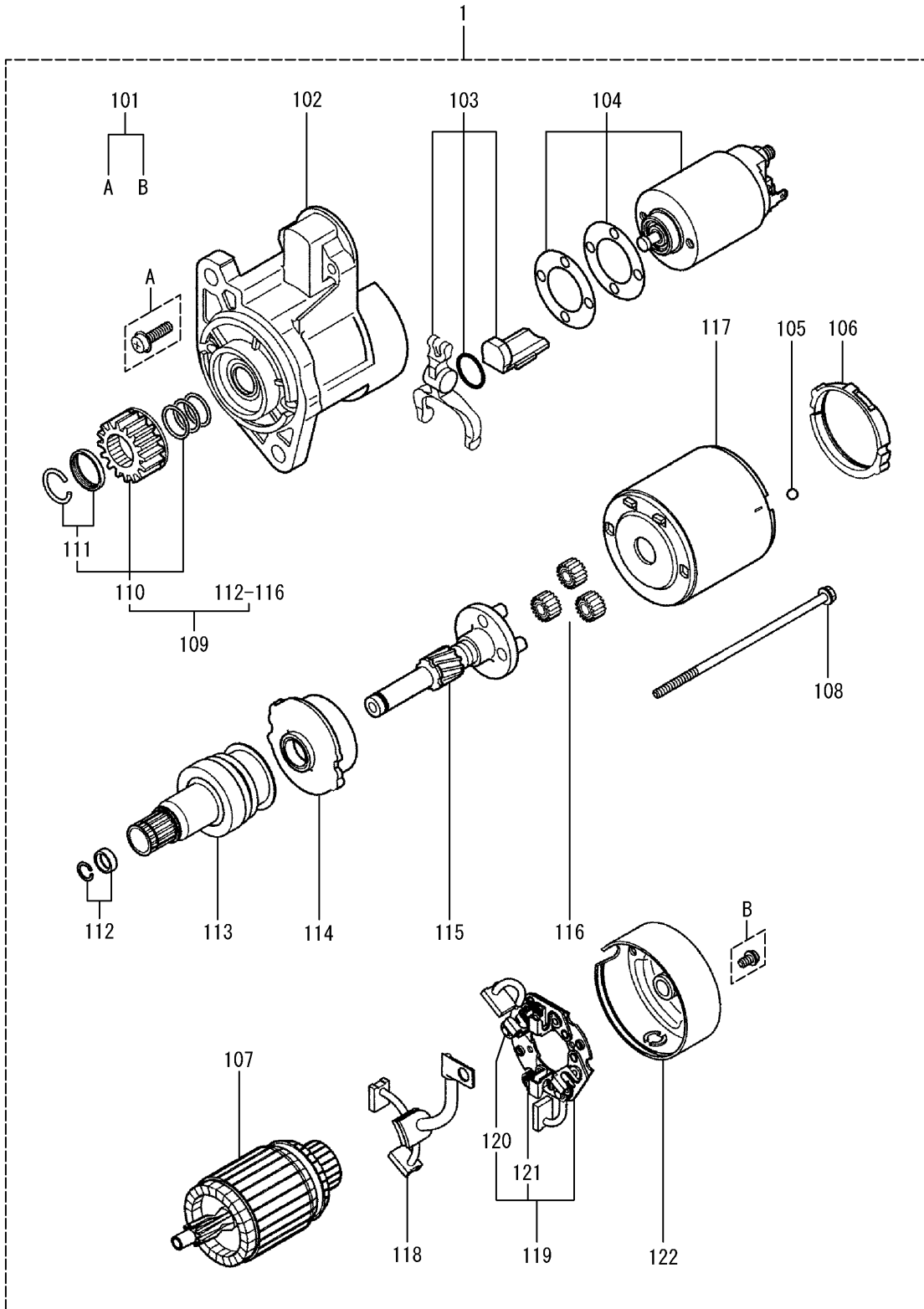
| REF. -NO. | PART NO. | R / P | S E N G G | PART NAME & DESCRIPTION | MODEL & QTY | | | APPLICABLE SERIAL NO. | | M / R | V R D |
|--------------|-------------|-------------|-----------------------|-------------------------|-------------|------|--|-----------------------|--------|-------------|-------------|
| | | | | | S3L2 | S4L2 | | FROM@- | -@UPTO | | |
| | | | | | | | | | | | |
| 1 | 31A65-13050 | | | PUMP ASSY, FUEL INJ | - | 1 | | | | | |
| 2 | 09011-05070 | | | HOUSING SUB ASSY | - | 1 | | | | | |
| 3 | 09013-10520 | | | HOLDER, DELIVERY | - | 4 | | | | | |
| 4 | 09013-60540 | | | SPRING, DELIVERY | - | 4 | | | | | |
| 5 | 09013-70130 | | | GASKET, DELIVERY | - | 4 | | | | | A |
| 6 | 09014-02700 | | | VALVE SUB ASSY | - | 4 | | | | | |
| 7 | 09015-05550 | | | ELEMENT SUB ASSY | - | 4 | | | | | |
| 8 | 09016-10210 | | | SLEEVE, CONTROL | - | 4 | | | | | |
| 9 | 09016-30082 | | | SEAT, SPRING | - | 4 | | | | | |
| 10 | 09016-40170 | | | SPRING, PLUNGER | - | 4 | | | | | |
| 11 | 09017-00170 | | | TAPPET SUB ASSY | - | 4 | | | | | |
| 12 | 09021-00440 | | | RACK ASSY, CONTROL | - | 1 | | | | | |
| 13 | 09030-10060 | | | SEAT, SPRING | - | 4 | | | | | |
| 14 | 90802-20150 | | | O-RING | - | 4 | | | | | A |
| 15 | 09018-30050 | | | PIN, TAPPET | - | 4 | | | | | |
| 16 | 09046-70030 | | | PLATE | - | 2 | | | | | |
| 17 | 09006-80020 | | | PLATE, ADJUSTING | - | 3 | | | | | |
| 18 | 94904-80800 | | | BOLT, WASHER HEAD | - | 3 | | | | | |
| 19 | 09024-40180 | | | SCREW, AIR BLEEDER | - | 1 | | | | | |
| 20 | 94918-00310 | | | SCREW, HOLLOW | - | 1 | | | | | |
| 21 | 94901-81020 | | | WASHER, PIPE UNION | - | 1 | | | | | |
| 22 | * | | | SHIM | - | AR | | | | | |
| 23 | 09450-37400 | | | PLATE, NAME | - | 1 | | | | | |
| 24 | 94903-00030 | | | RIVET, SERRATION | - | 2 | | | | | |
| | | | | | | | | | | | |
| | | | | | | | | | | | |
| | | | | | | | | | | | |
| | | | | | | | | | | | |
| | | | | | | | | | | | |
| | | | | | | | | | | | |
| | | | | | | | | | | | |
| | | | | | | | | | | | |
| | | | | | | | | | | | |



| REF. -NO. | PART NO. | R / P | S C E N E Q G | PART NAME & DESCRIPTION | | MODEL & QTY | | | APPLICABLE SERIAL NO. | | M / R | V R D |
|--------------|----------------------------|-------------|---------------------------------|--|-----|-------------|------|--|-----------------------|--------|-------------|-------------|
| | | | | | | S3L2 | S4L2 | | FROM@- | -@UPTO | | |
| 1 | 31B65-01200 31A65-11200 | | | SHAFT, FUEL INJ PUMP SHAFT, FUEL INJ PUMP | | 1 - | . | | | | | |
| 2 | MD703856 | | | BEARING, RADIAL BALL | | 1 | 1 | | | | A | |
| 3 | MD000425 | | | WASHER | | 1 | 1 | | | | A | |
| 4 | MF476018 | | | KEY, SUNK | | 1 | 1 | | | | | |
| 5 | F1805-08016 | | | BOLT, W/WASHER | B/W | 1 | 1 | | | | A | |
| | | | | | | | | | | | | |
| | | | | | | | | | | | | |
| | | | | | | | | | | | | |
| | | | | | | | | | | | | |
| | | | | | | | | | | | | |
| | | | | | | | | | | | | |
| | | | | | | | | | | | | |
| | | | | | | | | | | | | |
| | | | | | | | | | | | | |
| | | | | | | | | | | | | |
| | | | | | | | | | | | | |



| REF. -NO. | PART NO. | R / P | S E N G G | PART NAME & DESCRIPTION | | MODEL & QTY | | | APPLICABLE SERIAL NO. | | M / R | V R D |
|--------------|-------------|-------------|-----------------------|-------------------------|-----|-------------|------|--|-----------------------|--------|-------------|-------------|
| | | | | | | S3L2 | S4L2 | | FROM@- | -@UPTO | | |
| 1 | F1805-10025 | | | BOLT, W/WASHER | B/W | 1 | 1 | | | | A | |
| 2 | MM409427 | | | BOLT, STARTER | | 1 | 1 | | | | A | |
| 3 | F2300-10000 | | | NUT | | 1 | 1 | | | | A | |
| 4 | MF450406 | | | WASHER, SPRING | | 1 | 1 | | | | A | |
| | | | | | | | | | | | | |
| | | | | | | | | | | | | |
| | | | | | | | | | | | | |
| | | | | | | | | | | | | |
| | | | | | | | | | | | | |
| | | | | | | | | | | | | |
| | | | | | | | | | | | | |
| | | | | | | | | | | | | |
| | | | | | | | | | | | | |
| | | | | | | | | | | | | |
| | | | | | | | | | | | | |

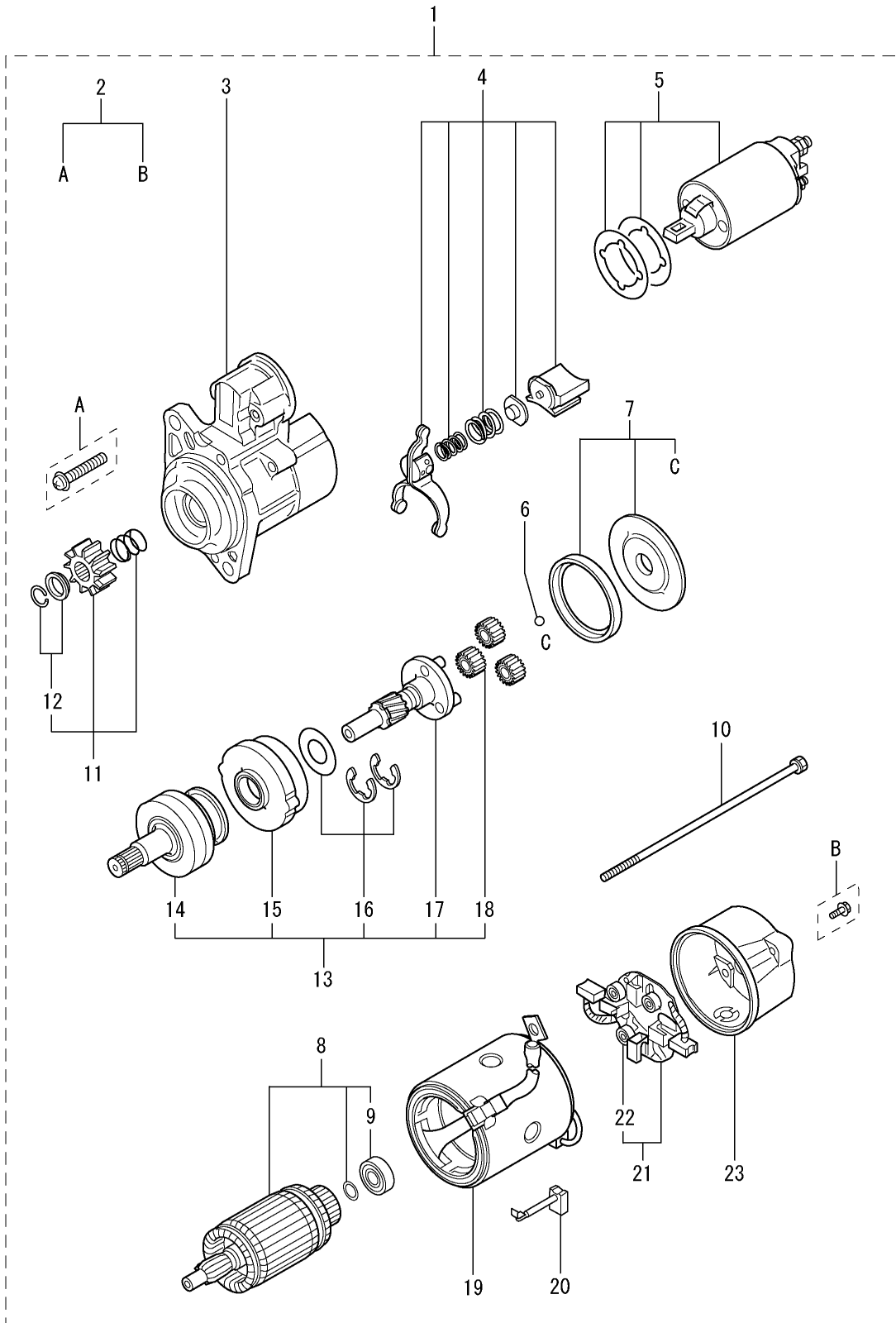


PART WITHOUT REF. NO. WON' T BE SUPPLIED.

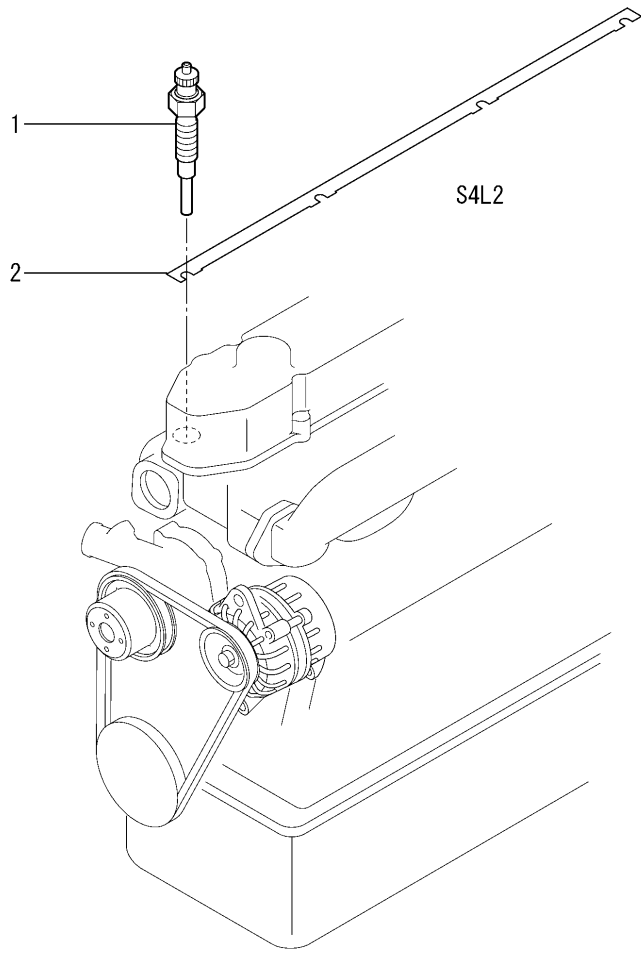
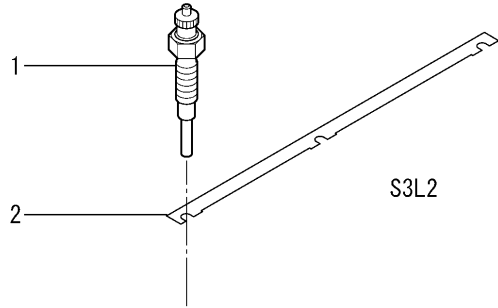
66-00-02A STARTER(FOR S3L2)

| REF. -NO. | PART NO. | R / P | S E N G G | PART NAME & DESCRIPTION | MODEL & QTY | | | APPLICABLE SERIAL NO. | | M / R | V R D |
|--------------|-------------|-------------|-----------------------|-------------------------|-------------|------|--|-----------------------|-------|-------------|-------------|
| | | | | | S3L2 | S4L2 | | FROM@- | @UPTO | | |
| | | | | | | | | | | | |
| 1 | 31B66-00101 | | | STARTER ASSY | 1 | . | | | | | |
| 1 01 | M414X-00474 | | | SCREW SET | 1 | . | | | | A | |
| 1 02 | M641X-B2371 | | | BRACKET ASSY, FRONT | 1 | . | | | | | |
| 1 03 | M864X-09771 | | | LEVER SET | 1 | . | | | | | |
| 1 04 | M371X-71973 | | | SWITCH ASSY | 1 | . | | | | | |
| 1 05 | S409S-00008 | | | BALL | 1 | . | | | | | |
| 1 06 | M578X-31771 | | | PACKING | 1 | . | | | | A | |
| 1 07 | M106X-59371 | | | ARMATURE SET | 1 | . | | | | | |
| 1 08 | M981X-73275 | | | BOLT | 1 | . | | | | | |
| 1 09 | M357X-92671 | | | SHAFT ASSY, CLUTCH | 1 | . | | | | | |
| 1 10 | M605X-98571 | | | PINION SET | 1 | . | | | | | |
| 1 11 | M385X-06171 | | | STOPPER SET | 1 | . | | | | | |
| 1 12 | M385X-05371 | | | STOPPER SET | 1 | . | | | | | |
| 1 13 | M191X-17971 | | | OVER RUNNING CLUTCH | 1 | . | | | | | |
| 1 14 | M135X-03071 | | | GEAR ASSY, INTERNAL | 1 | . | | | | | |
| 1 15 | M357X-67671 | | | SHAFT ASSY, GEAR | 1 | . | | | | | |
| 1 16 | M230X-00471 | | | GEAR ASSY | 3 | . | | | | | |
| 1 17 | M800X-63075 | | | YOKE ASSY | 1 | . | | | | | |
| 1 18 | M647X-00571 | | | BRUSH ASSY | 1 | . | | | | | |
| 1 19 | M649X-01271 | | | HOLDER ASSY, BRUSH | 1 | . | | | | | |
| 1 20 | M391X-03271 | | | SPRING, BRUSH | 2 | . | | | | | |
| 1 21 | M391X-03371 | | | SPRING, BRUSH | 2 | . | | | | | |
| 1 22 | M642X-30773 | | | BRACKET ASSY, REAR | 1 | . | | | | | |
| | | | | | | | | | | | |
| | | | | | | | | | | | |
| | | | | | | | | | | | |
| | | | | | | | | | | | |
| | | | | | | | | | | | |
| | | | | | | | | | | | |
| | | | | | | | | | | | |
| | | | | | | | | | | | |
| | | | | | | | | | | | |

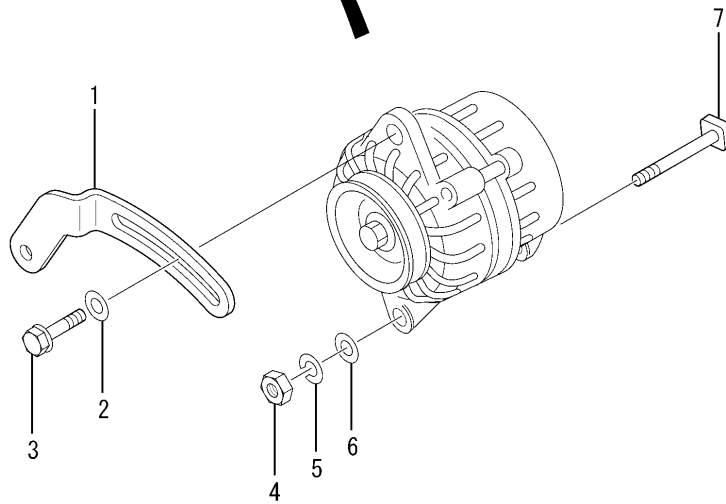
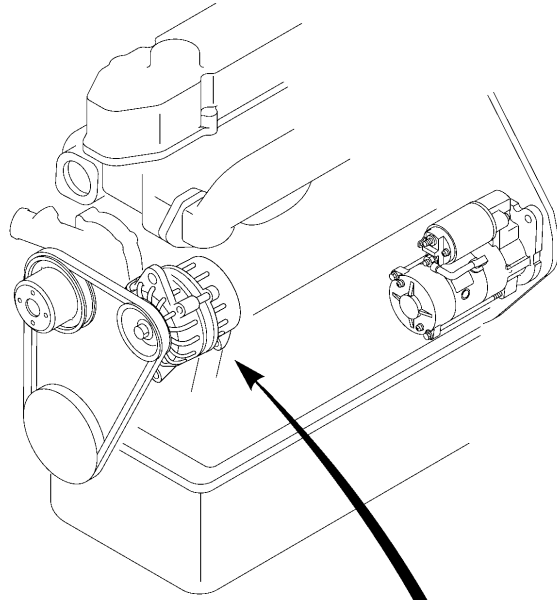
66-00-02B STARTER(FOR S4L2)



PART WITHOUT REF. NO. WON'T BE SUPPLIED

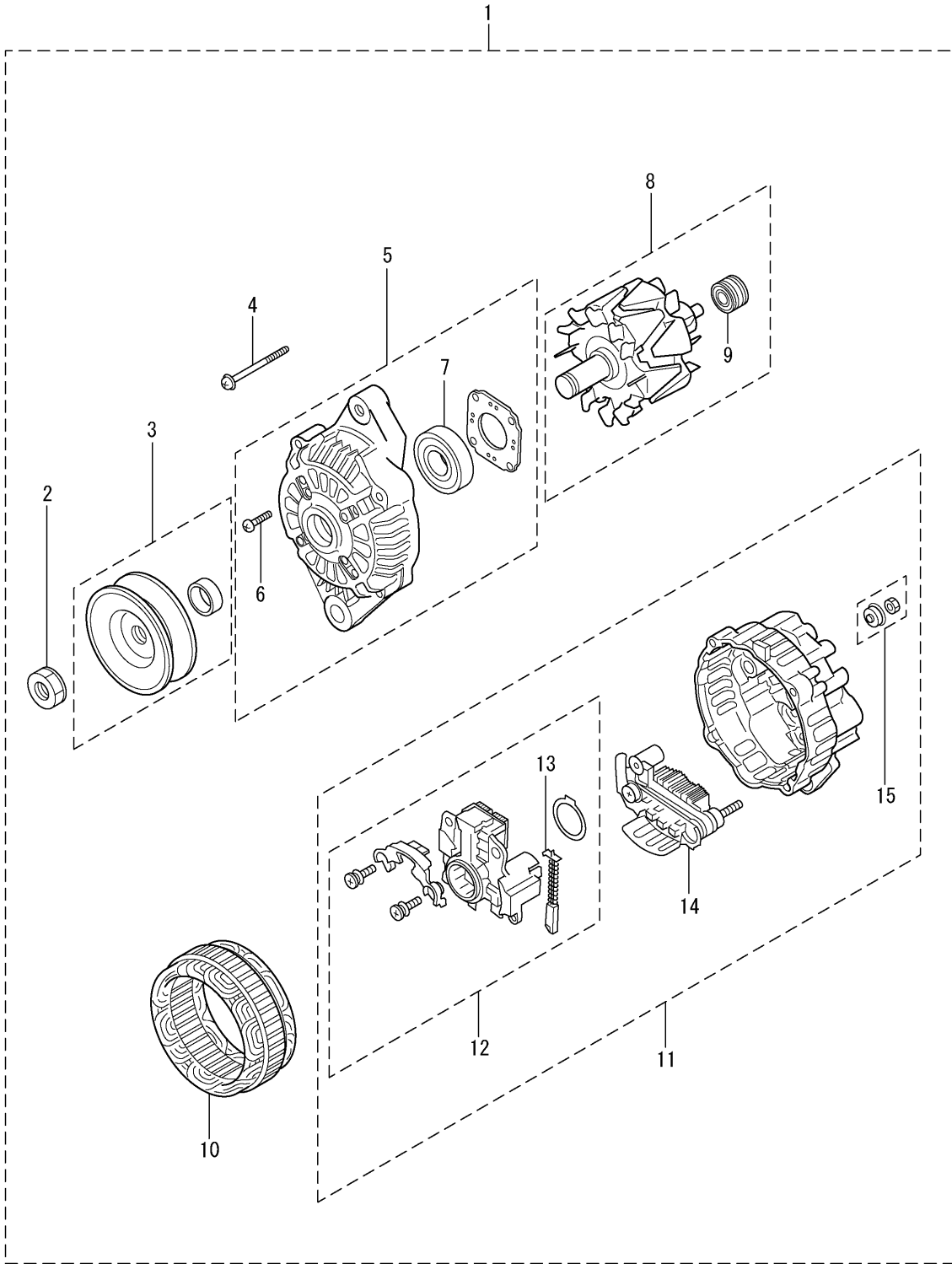


68-00-01 ALTERNATOR



68-00-01 ALTERNATOR

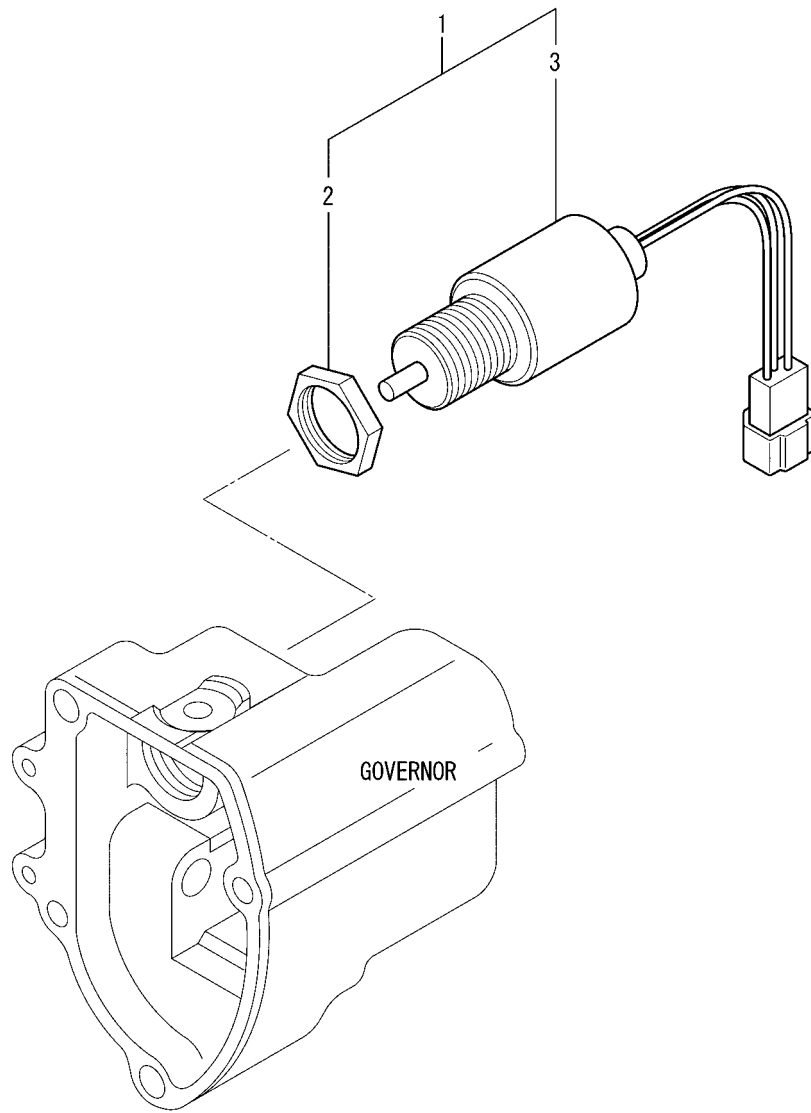
| REF. -NO. | PART NO. | R / P | S E N G G | PART NAME & DESCRIPTION | MODEL & QTY | | | APPLICABLE SERIAL NO. | | M / R | V R D |
|--------------|-------------|-------------|-----------------------|-------------------------|-------------|------|--|-----------------------|-------|-------------|-------------|
| | | | | | S3L2 | S4L2 | | FROM@- | @UPTO | | |
| 1 | 31A68-02100 | | | PLATE, ADJUSTING | 1 | 1 | | | | | |
| 2 | MD001521 | | | WASHER | 1 | 1 | | | | | A |
| 3 | MF140026 | | | BOLT, FLANGE | 1 | 1 | | | | | A |
| 4 | MF430006 | | | NUT | 1 | 1 | | | | | A |
| 5 | MF450406 | | | WASHER, SPRING | 1 | 1 | | | | | A |
| 6 | MF450006 | | | WASHER, PLAIN | 1 | 1 | | | | | A |
| 7 | 31A68-20300 | | | BOLT, ALTERNATOR | 1 | 1 | | | | | |
| | | | | | | | | | | | |
| | | | | | | | | | | | |
| | | | | | | | | | | | |
| | | | | | | | | | | | |
| | | | | | | | | | | | |
| | | | | | | | | | | | |
| | | | | | | | | | | | |
| | | | | | | | | | | | |
| | | | | | | | | | | | |
| | | | | | | | | | | | |
| | | | | | | | | | | | |



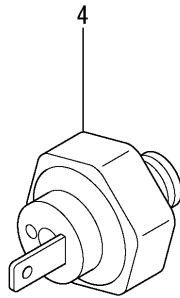
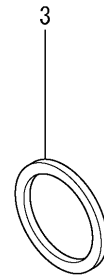
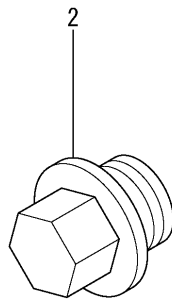
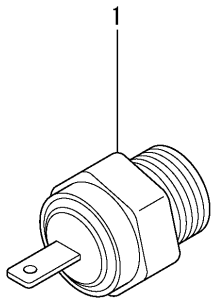
PART WITHOUT REF. NO. WON'T BE SUPPLIED.

68-00-02 ALTERNATOR(12V-50A)

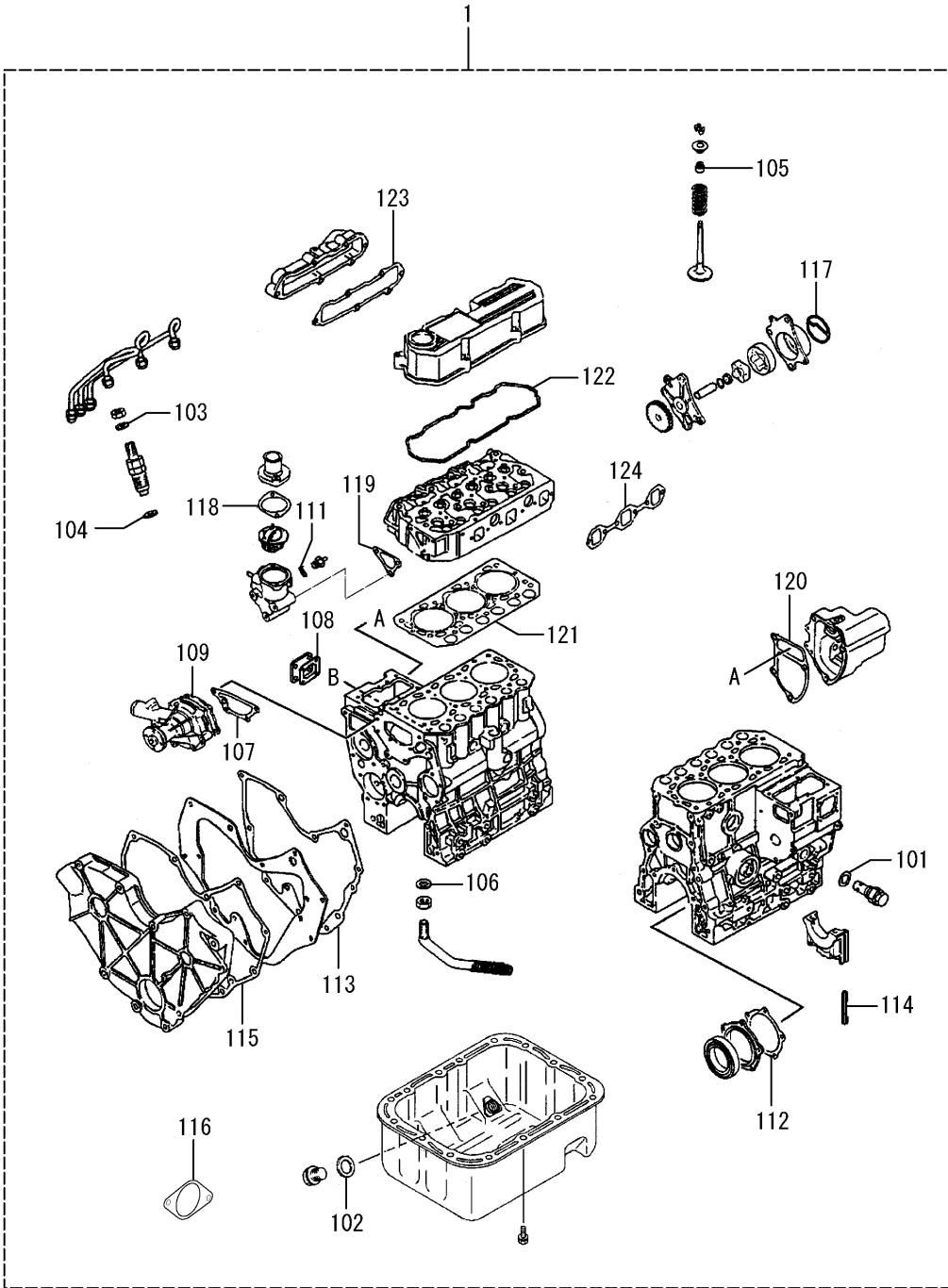
| REF. -NO. | PART NO. | R / P | S E N G G | PART NAME & DESCRIPTION | MODEL & QTY | | | APPLICABLE SERIAL NO. | | M / R | V R D |
|--------------|-------------|-------------|-----------------------|-------------------------|-------------|------|--|-----------------------|--------|-------------|-------------|
| | | | | | S3L2 | S4L2 | | FROM@- | -@UPTO | | |
| 1 | 31A68-00402 | | | ALTERNATOR ASSY | 1 | 1 | | | | | |
| 2 | A981X-20771 | | | NUT | 1 | 1 | | | | | A |
| 3 | A628T-62170 | | | PULLEY ASSY | 1 | 1 | | | | | |
| 4 | A414X-19271 | | | BOLT SET | 1 | 1 | | | | | |
| 5 | A640X-67070 | | | BRACKET ASSY, FRONT | 1 | 1 | | | | | |
| 6 | A414X-21271 | | | SCREW SET | 1 | 1 | | | | | |
| 7 | A930X-94570 | | | BEARING, FRONT | 1 | 1 | | | | | A |
| 8 | A880X-83770 | | | ROTOR ASSY | 1 | 1 | | | | | |
| 9 | S930P-63670 | | | BEARING, REAR | 1 | 1 | | | | | A |
| 10 | A383X-56570 | | | STATOR ASSY | 1 | 1 | | | | | |
| 11 | A642X-A9970 | | | BRACKET ASSY, REAR | 1 | 1 | | | | | |
| 12 | A866X-44682 | | | REGULATOR SET | 1 | 1 | | | | | |
| 13 | A647X-50170 | | | BRUSH SET | 2 | 2 | | | | | |
| 14 | A860T-40670 | | | RECTIFIER ASSY | 1 | 1 | | | | | |
| 15 | A529X-07871 | | | NUT SET | 1 | 1 | | | | | A |
| | | | | | | | | | | | |
| | | | | | | | | | | | |
| | | | | | | | | | | | |
| | | | | | | | | | | | |
| | | | | | | | | | | | |
| | | | | | | | | | | | |
| | | | | | | | | | | | |
| | | | | | | | | | | | |
| | | | | | | | | | | | |



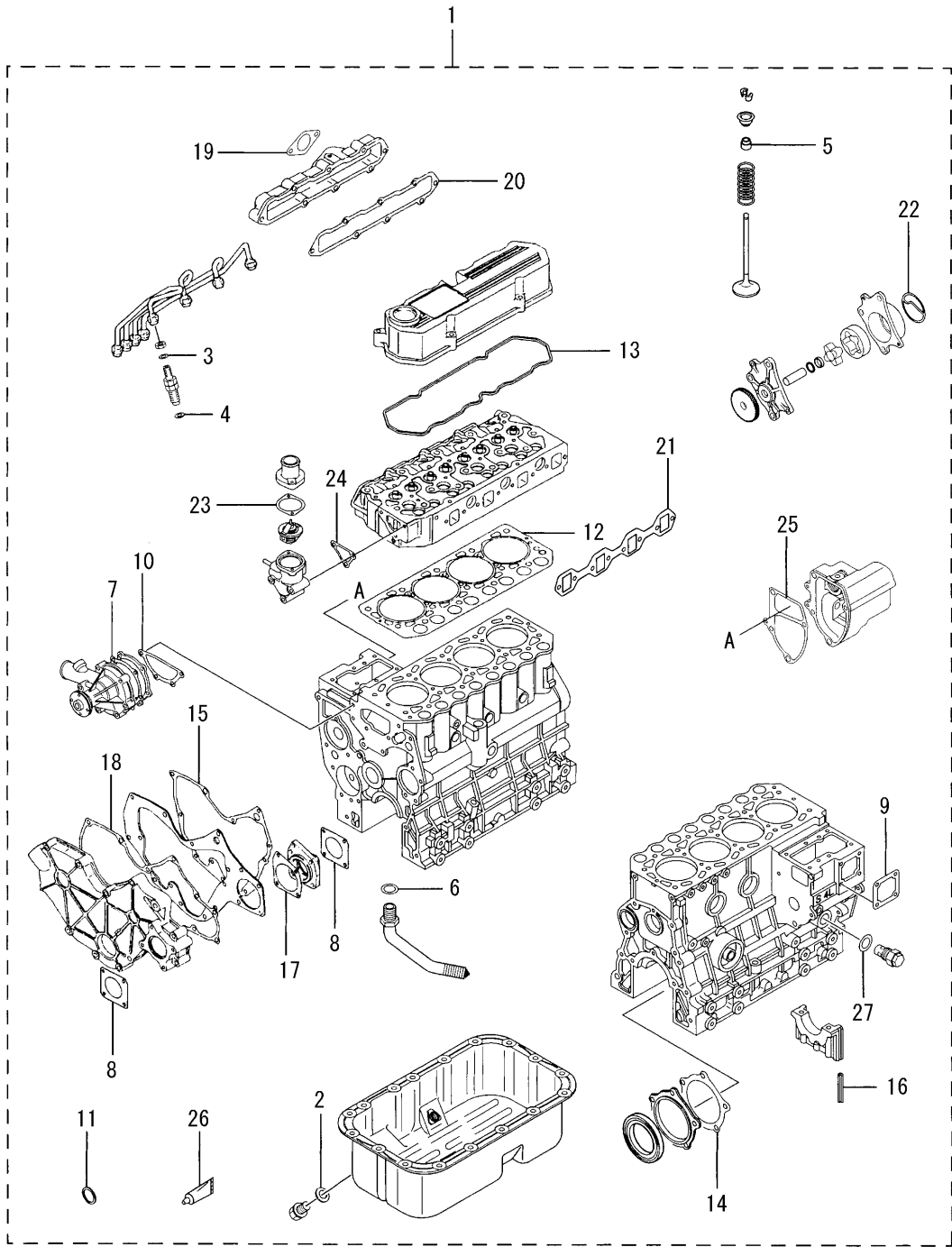
| REF. -NO. | PART NO. | R / P | S C E N Q G | PART NAME & DESCRIPTION | MODEL & QTY | | | APPLICABLE SERIAL NO. | | M / R | V R D |
|--------------|-------------|-------------|-------------------|-------------------------|-------------|------|--|-----------------------|-------|-------------|-------------|
| | | | | | S3L2 | S4L2 | | FROM@- | @UPTO | | |
| 1 | 30A87-10042 | | | SOLENOID & NUT SET | 1 | 1 | | | | | |
| 2 | MM409671 | | | NUT | 1 | 1 | | | | | A |
| 3 | 30A87-20402 | | | SOLENOID ASSY | 1 | 1 | | | | | |
| | | | | | | | | | | | |
| | | | | | | | | | | | |
| | | | | | | | | | | | |
| | | | | | | | | | | | |
| | | | | | | | | | | | |
| | | | | | | | | | | | |
| | | | | | | | | | | | |
| | | | | | | | | | | | |
| | | | | | | | | | | | |
| | | | | | | | | | | | |
| | | | | | | | | | | | |
| | | | | | | | | | | | |
| | | | | | | | | | | | |
| | | | | | | | | | | | |
| | | | | | | | | | | | |



| REF. -NO. | PART NO. | R / P | S C E N E N G G | PART NAME & DESCRIPTION | MODEL & QTY | | | APPLICABLE SERIAL NO. | | M / R | V R D |
|--------------|-------------|-------------|--------------------------------------|-------------------------|-------------|------|--|-----------------------|-------|-------------|-------------|
| | | | | | S3L2 | S4L2 | | FROM@- | @UPTO | | |
| 1 | MM432104 | | | SWITCH ASSY, THERMO | 1 | 1 | | | | | |
| 2 | MM316248 | | | PLUG, DRAIN | 2 | 2 | | | | A | |
| 3 | 05946-01601 | | | WASHER, SEALING | 3 | 3 | | | | A | |
| 4 | 31A90-10300 | | | SWITCH, OIL PRESS | 1 | . | | | | | |
| | 31A90-00300 | | | SWITCH, OIL PRESS | . | 1 | | | | | |
| | | | | | | | | | | | |
| | | | | | | | | | | | |
| | | | | | | | | | | | |
| | | | | | | | | | | | |
| | | | | | | | | | | | |
| | | | | | | | | | | | |
| | | | | | | | | | | | |
| | | | | | | | | | | | |
| | | | | | | | | | | | |
| | | | | | | | | | | | |
| | | | | | | | | | | | |
| | | | | | | | | | | | |



94-00-02 OVERHAUL GASKET KIT(FOR S4L2)



94-00-02 OVERHAUL GASKET KIT(FOR S4L2)

| REF. -NO. | PART NO. | R / P | S C E N E S Q G | PART NAME & DESCRIPTION | MODEL & QTY | | | APPLICABLE SERIAL NO. | | M / R | V R D |
|--------------|-------------|-------------|--------------------------------------|-------------------------|-------------|------|--|-----------------------|--------|-------------|-------------|
| | | | | | S3L2 | S4L2 | | FROM@- | -@UPTO | | |
| | | | | | | | | | | | |
| 1 | 31A94-03020 | | | GASKET KIT, OVERHAUL | - | 1 | | | | | |
| 2 | MD050317 | | | GASKET, OIL DRAIN | - | 1 | | | | | A |
| 3 | MD068355 | | | GASKET, RETURN PIPE | - | 4 | | | | | A |
| 4 | MD070717 | | | GASKET, HOLDER | - | 4 | | | | | A |
| 5 | MD115472 | | | SEAL, VALVE STEM | - | 8 | | | | | A |
| 6 | MF660036 | | | GASKET | - | 1 | | | | | A |
| 7 | MM409326 | | | GASKET, WATER PUMP | - | 1 | | | | | A |
| 8 | 30A11-00101 | | | GASKET, O/PUMP COVER | - | 2 | | | | | A |
| 9 | 30A63-00101 | | | GASKET, TIE-ROD COVER | - | 1 | | | | | A |
| 10 | 30H45-00101 | | | GASKET, WATER PUMP | - | 1 | | | | | A |
| 11 | 30636-25901 | | | GASKET | - | 3 | | | | | A |
| 12 | 31A01-33300 | | | GASKET, CYLINDER HEAD | - | 1 | | | | | A |
| 13 | 31A04-33202 | | | GASKET, ROCKER COVER | - | 1 | | | | | A |
| 14 | 31A07-11701 | | | GASKET, OIL SEAL CASE | - | 1 | | | | | A |
| 15 | 31A07-11901 | | | GASKET, FRONT PLATE | - | 1 | | | | | A |
| 16 | 31A07-12200 | | | SEAL, SIDE | - | 4 | | | | | |
| 17 | 31A11-05201 | | | GASKET, HOUSING | - | 1 | | | | | A |
| 18 | 31A11-11101 | | | GASKET, GEAR CASE | - | 1 | | | | | A |
| 19 | 31A30-00801 | | | GASKET, INLET PIPE | - | 1 | | | | | A |
| 20 | 31A30-10902 | | | GASKET, INLET COVER | - | 1 | | | | | A |
| 21 | 31A32-01200 | | | GASKET, EXH MANIFOLD | - | 1 | | | | | A |
| 22 | 31A35-02300 | | | PACKING, BODY | - | 1 | | | | | A |
| 23 | 31A46-01200 | | | GASKET, THERMOSTAT | - | 1 | | | | | A |
| 24 | 31A46-10101 | | | GASKET, THERMO CASE | - | 1 | | | | | A |
| 25 | 31A63-12201 | | | GASKET, GOVERNOR CASE | - | 1 | | | | | A |
| 26 | 32A91-05100 | | | GASKET, LIQUID | - | 1 | | | | | |
| 27 | 34340-00700 | | | GASKET | - | 1 | | | | | A |
| | | | | | | | | | | | |
| | | | | | | | | | | | |
| | | | | | | | | | | | |
| | | | | | | | | | | | |
| | | | | | | | | | | | |

NUMERICAL PARTS INDEX

| PART NO. | GRP NO. | PAREF GE-NO. | PART NO. | GRP NO. | PAREF GE-NO. | PART NO. | GRP NO. | PAREF GE-NO. |
|-------------|----------|-----------------|-------------|-----------|-----------------|-------------|-----------|-----------------|
| A383X-56570 | 68-00-02 | 91 10 | F2500-18000 | 20 | 39 3 | M863X-08871 | 66-00-02B | 85 4 |
| A414X-19271 | 68-00-02 | 91 4 | F2515-08000 | 11 | 27 17 | M864X-09771 | 66-00-02A | 83 1 03 |
| A414X-21271 | 68-00-02 | 91 6 | F2515-18000 | 20 | 39 4 | M901X-00371 | 66-00-02B | 85 10 |
| A529X-07871 | 68-00-02 | 91 15 | F2846-05000 | 07-00-01A | 17 27 | M931X-01270 | 66-00-02B | 85 9 |
| A628T-62170 | 68-00-02 | 91 3 | F2846-05000 | 07-00-01B | 19 28 | M981X-73275 | 66-00-02A | 83 1 08 |
| A640X-67070 | 68-00-02 | 91 5 | F2850-03020 | 63-00-01 | 69 1 01 | M982X-38871 | 66-00-02B | 85 16 |
| A642X-A9970 | 68-00-02 | 91 11 | F2850-03020 | 63-00-02 | 71 1 01 | MD000245 | 01-00-01 | 3 2 01 |
| A647X-50170 | 68-00-02 | 91 13 | F3150-01010 | 63-00-01 | 69 1 02 | MD000245 | 01-00-02 | 5 2 01 |
| A860T-40670 | 68-00-02 | 91 14 | F3150-01010 | 63-00-02 | 71 1 02 | MD000269 | 07-02 | 23 1 |
| A866X-44682 | 68-00-02 | 91 12 | F8000-08000 | 07-00-01A | 17 24 | MD000425 | 65-02 | 79 3 |
| A880X-83770 | 68-00-02 | 91 8 | F8000-08000 | 07-00-01B | 19 25 | MD001521 | 68-00-01 | 89 2 |
| A930X-94570 | 68-00-02 | 91 7 | K6516441 | 46 | 59 2 | MD006704 | 19 | 37 2 |
| A981X-20771 | 68-00-02 | 91 2 | K8712630 | 63-00-01 | 69 1 03 | MD008762 | 11 | 27 7 |
| F1035-05010 | 04-01 | 9 9 | K8712630 | 63-00-02 | 71 1 03 | MD008784 | 04-02-01 | 11 6 |
| F1035-08020 | 07-00-02 | 21 4 | M106X-43572 | 66-00-02B | 85 8 | MD008784 | 04-02-02 | 13 6 |
| F1035-08020 | 65-00-01 | 73 2 | M106X-59371 | 66-00-02A | 83 1 07 | MD016483 | 04-01 | 9 5 |
| F1035-08045 | 11 | 27 6 | M135X-01581 | 66-00-02B | 85 15 | MD021105 | 19 | 37 3 |
| F1035-08045 | 63-00-01 | 69 9 | M135X-03071 | 66-00-02A | 83 1 14 | MD021204 | 04-01 | 9 16 |
| F1035-08045 | 63-00-02 | 71 9 | M191X-17971 | 66-00-02A | 83 1 13 | MD024256 | 07-00-01A | 17 28 |
| F1035-08070 | 11 | 27 16 | M191X-94271 | 66-00-02B | 85 14 | MD024256 | 07-00-01B | 19 29 |
| F1035-12025 | 14 | 33 1 | M230X-00471 | 66-00-02A | 83 1 16 | MD024812 | 21 | 41 2 |
| F1805-06012 | 48-02 | 61 1 | M230X-00471 | 66-00-02B | 85 18 | MD041704 | 48-02 | 61 2 |
| F1805-06014 | 63-00-01 | 69 13 | M357X-66485 | 66-00-02B | 85 17 | MD050316 | 13 | 31 2 |
| F1805-06014 | 63-00-02 | 71 13 | M357X-67671 | 66-00-02A | 83 1 15 | MD050317 | 13 | 31 3 |
| F1805-06030 | 45 | 57 2 | M357X-91974 | 66-00-02B | 85 13 | MD050317 | 94-00-01 | 97 1 02 |
| F1805-08016 | 05 | 15 4 | M357X-92671 | 66-00-02A | 83 1 09 | MD050317 | 94-00-02 | 99 2 |
| F1805-08016 | 11 | 27 3 | M371X-71973 | 66-00-02A | 83 1 04 | MD068353 | 61-00-01 | 63 3 |
| F1805-08016 | 13 | 31 5 | M372X-03271 | 66-00-02B | 85 5 | MD068353 | 61-00-02 | 65 3 |
| F1805-08016 | 65-02 | 79 5 | M385X-03771 | 66-00-02B | 85 12 | MD068355 | 61-00-01 | 63 2 |
| F1805-08020 | 30 | 45 8 | M385X-05371 | 66-00-02A | 83 1 12 | MD068355 | 61-00-02 | 65 2 |
| F1805-08030 | 11 | 27 12 | M385X-06171 | 66-00-02A | 83 1 11 | MD068355 | 94-00-01 | 97 1 03 |
| F1805-08035 | 30 | 45 7 | M391X-03271 | 66-00-02A | 83 1 20 | MD068355 | 94-00-02 | 99 3 |
| F1805-08040 | 04-02-01 | 11 5 | M391X-03371 | 66-00-02A | 83 1 21 | MD070717 | 61-00-01 | 63 1 |
| F1805-08040 | 04-02-02 | 13 5 | M391X-04371 | 66-00-02B | 85 22 | MD070717 | 61-00-02 | 65 1 |
| F1805-08065 | 46 | 59 10 | M414X-00474 | 66-00-02A | 83 1 01 | MD070717 | 94-00-01 | 97 1 04 |
| F1805-10020 | 01-02 | 7 2 | M414X-04875 | 66-00-02B | 85 2 | MD070717 | 94-00-02 | 99 4 |
| F1805-10025 | 66-00-01 | 81 1 | M578X-29171 | 66-00-02B | 85 7 | MD115472 | 04-01 | 9 6 |
| F1805-12050 | 12 | 29 4 | M578X-31771 | 66-00-02A | 83 1 06 | MD115472 | 94-00-01 | 97 1 05 |
| F1825-06025 | 61-00-01 | 63 9 | M605X-75371 | 66-00-02B | 85 11 | MD115472 | 94-00-02 | 99 5 |
| F1825-06025 | 61-00-02 | 65 10 | M605X-98571 | 66-00-02A | 83 1 10 | MD703856 | 65-02 | 79 2 |
| F1825-08016 | 11 | 27 15 | M641X-B2371 | 66-00-02A | 83 1 02 | MD712517 | 23 | 43 8 |
| F1825-08035 | 11 | 27 13 | M641X-D2471 | 66-00-02B | 85 3 | MF101256 | 35 | 47 3 |
| F1825-08045 | 45 | 57 7 | M642X-30773 | 66-00-02A | 83 1 22 | MF140026 | 68-00-01 | 89 3 |
| F1825-08060 | 45 | 57 8 | M642X-35771 | 66-00-02B | 85 23 | MF140227 | 46 | 59 3 |
| F2300-08000 | 11 | 27 14 | M647X-00571 | 66-00-02A | 83 1 18 | MF241266 | 30 | 45 9 |
| F2300-10000 | 66-00-01 | 81 3 | M648X-40771 | 66-00-02B | 85 20 | MF241308 | 12 | 29 5 |
| F2305-18000 | 20 | 39 5 | M649X-01271 | 66-00-02A | 83 1 19 | MF430004 | 63-00-01 | 69 1 04 |
| F2320-16000 | 35-02 | 49 2 | M649X-20471 | 66-00-02B | 85 21 | MF430004 | 63-00-02 | 71 1 04 |
| F2325-08000 | 04-01 | 9 12 | M800X-63075 | 66-00-02A | 83 1 17 | MF430006 | 68-00-01 | 89 4 |
| F2500-08000 | 11 | 27 18 | M800X-73876 | 66-00-02B | 85 19 | MF430725 | 63-00-01 | 69 1 05 |

NUMERICAL PARTS INDEX

| PART NO. | GRP NO. | PA GE | REF -NO. | PART NO. | GRP NO. | PA GE | REF -NO. | PART NO. | GRP NO. | PA GE | REF -NO. |
|-------------|-----------|----------|-------------|-------------|-----------|----------|-------------|-------------|-----------|----------|-------------|
| MF430725 | 63-00-02 | 71 | 1 05 | MM409041 | 65-00-01 | 73 | 1 | MS660164 | 46 | 59 | 13 |
| MF450006 | 68-00-01 | 89 | 6 | MM409042 | 65-00-01 | 73 | 1 | MS660169 | 61-00-01 | 63 | 11 03 |
| MF450405 | 63-00-01 | 69 | 1 06 | MM409043 | 65-00-01 | 73 | 1 | MS660169 | 61-00-02 | 65 | 12 03 |
| MF450405 | 63-00-02 | 71 | 1 06 | MM409044 | 65-00-01 | 73 | 1 | MS661140 | 01-00-01 | 3 | 3 |
| MF450406 | 66-00-01 | 81 | 4 | MM409045 | 65-00-01 | 73 | 1 | MS661140 | 01-00-02 | 5 | 3 |
| MF450406 | 68-00-01 | 89 | 5 | MM409046 | 65-00-01 | 73 | 1 | S409S-00008 | 66-00-02A | 83 | 1 05 |
| MF472404 | 07-00-01A | 17 | 21 | MM409047 | 65-00-01 | 73 | 1 | S409S-00008 | 66-00-02B | 85 | 6 |
| MF472404 | 07-00-01B | 19 | 22 | MM409048 | 65-00-01 | 73 | 1 | S930P-63670 | 68-00-02 | 91 | 9 |
| MF476018 | 65-02 | 79 | 4 | MM409150 | 63-00-01 | 69 | 11 | 04826-22000 | 07-00-01A | 17 | 3 |
| MF476215 | 05 | 15 | 2 | MM409150 | 63-00-02 | 71 | 11 | 04826-22000 | 07-00-01B | 19 | 3 |
| MF476215 | 20 | 39 | 2 | MM409302 | 45 | 57 | 1 | 04826-23500 | 07-00-01A | 17 | 4 |
| MF522010 | 04-01 | 9 | 10 | MM409-31302 | 46 | 59 | 4 | 04826-23500 | 07-00-01B | 19 | 4 |
| MF650102 | 63-00-01 | 69 | 16 | MM409314 | 45 | 57 | 3 | 05534-16000 | 12 | 29 | 6 |
| MF650102 | 63-00-02 | 71 | 16 | MM409326 | 45 | 57 | 4 | 05946-01601 | 90 | 95 | 3 |
| MF660036 | 35-02 | 49 | 3 | MM409326 | 94-00-01 | 97 | 1 09 | 09006-80020 | 65-00-02A | 75 | 1 16 |
| MF660036 | 94-00-01 | 97 | 1 06 | MM409326 | 94-00-02 | 99 | 7 | 09006-80020 | 65-00-02B | 77 | 17 |
| MF660036 | 94-00-02 | 99 | 6 | MM409327 | 45 | 57 | 5 | 09011-05070 | 65-00-02B | 77 | 2 |
| MF660063 | 63-00-01 | 69 | 17 | MM409427 | 66-00-01 | 81 | 2 | 09011-05110 | 65-00-02A | 75 | 1 01 |
| MF660063 | 63-00-02 | 71 | 17 | MM409645 | 07-00-01A | 17 | 22 | 09013-10520 | 65-00-02A | 75 | 1 02 |
| MF665511 | 07-00-01A | 17 | 20 | MM409645 | 07-00-01B | 19 | 23 | 09013-10520 | 65-00-02B | 77 | 3 |
| MF665511 | 07-00-01B | 19 | 21 | MM409671 | 87 | 93 | 2 | 09013-60540 | 65-00-02A | 75 | 1 03 |
| MF665532 | 07-00-01A | 17 | 14 | MM409869 | 94-00-01 | 97 | 1 10 | 09013-60540 | 65-00-02B | 77 | 4 |
| MF665532 | 07-00-01B | 19 | 15 | MM413196 | 46 | 59 | 11 | 09013-70130 | 65-00-02A | 75 | 1 04 |
| MF665533 | 07-00-01A | 17 | 15 | MM430131 | 61-00-01 | 63 | 11 01 | 09013-70130 | 65-00-02B | 77 | 5 |
| MF665533 | 07-00-01B | 19 | 16 | MM430176 | 35-02 | 49 | 1 | 09014-02610 | 65-00-02A | 75 | 1 05 |
| MF665537 | 07-00-01A | 17 | 16 | MM430613 | 07-00-01A | 17 | 13 | 09014-02700 | 65-00-02B | 77 | 6 |
| MF665537 | 07-00-01B | 19 | 17 | MM430613 | 07-00-01B | 19 | 14 | 09015-05550 | 65-00-02A | 75 | 1 06 |
| MF665538 | 01-00-01 | 3 | 2 02 | MM430614 | 61-00-01 | 63 | 8 | 09015-05550 | 65-00-02B | 77 | 7 |
| MF665538 | 01-00-02 | 5 | 2 02 | MM430614 | 61-00-02 | 65 | 9 | 09016-10210 | 65-00-02A | 75 | 1 07 |
| MK661-12000 | 65-00-01 | 73 | 3 | MM430703 | 61-00-01 | 63 | 7 | 09016-10210 | 65-00-02B | 77 | 8 |
| MK661-14000 | 65-00-01 | 73 | 3 | MM430703 | 61-00-02 | 65 | 8 | 09016-30082 | 65-00-02A | 75 | 1 08 |
| MK992-00001 | 63-00-01 | 69 | 6 | MM431-53801 | 12 | 29 | 1 | 09016-30082 | 65-00-02B | 77 | 9 |
| MK992-00001 | 63-00-02 | 71 | 6 | MM432104 | 90 | 95 | 1 | 09016-40170 | 65-00-02A | 75 | 1 09 |
| MK993-00240 | 63-00-01 | 69 | 7 | MM433-30601 | 04-01 | 9 | 4 | 09016-40170 | 65-00-02B | 77 | 10 |
| MK993-00240 | 63-00-02 | 71 | 7 | MM433674 | 63-00-01 | 69 | 1 08 | 09017-00170 | 65-00-02A | 75 | 1 10 |
| MM316248 | 90 | 95 | 2 | MM433720 | 63-00-02 | 71 | 1 16 | 09017-00170 | 65-00-02B | 77 | 11 |
| MM331-31701 | 63-00-01 | 69 | 1 07 | MM433921 | 17 | 35 | 4 | 09018-30050 | 65-00-02A | 75 | 1 14 |
| MM331-31701 | 63-00-02 | 71 | 1 07 | MM433922 | 17 | 35 | 8 | 09018-30050 | 65-00-02B | 77 | 15 |
| MM400380 | 43 | 55 | 1 | MM433923 | 17 | 35 | 9 | 09021-00440 | 65-00-02B | 77 | 12 |
| MM401205 | 11 | 27 | 10 | MM435-94101 | 61-00-03 | 67 | 1 | 09021-00470 | 65-00-02A | 75 | 1 11 |
| MM406420 | 63-00-01 | 69 | 1 20 | MS471104 | 07-00-01A | 17 | 17 | 09024-40180 | 65-00-02A | 75 | 1 18 |
| MM406420 | 63-00-02 | 71 | 1 20 | MS471104 | 07-00-01B | 19 | 18 | 09024-40180 | 65-00-02B | 77 | 19 |
| MM408245 | 12 | 29 | 3 | MS471105 | 07-00-01A | 17 | 18 | 09024-50210 | 65-00-02A | 75 | 1 19 |
| MM408470 | 01-02 | 7 | 1 | MS471105 | 07-00-01B | 19 | 19 | 09030-10060 | 65-00-02A | 75 | 1 12 |
| MM409031 | 65-00-01 | 73 | 1 | MS471110 | 07-00-01A | 17 | 19 | 09030-10060 | 65-00-02B | 77 | 13 |
| MM409036 | 65-00-01 | 73 | 1 | MS471110 | 07-00-01B | 19 | 20 | 09046-70030 | 65-00-02B | 77 | 16 |
| MM409037 | 65-00-01 | 73 | 1 | MS603014 | 46 | 59 | 12 | 09046-70040 | 65-00-02A | 75 | 1 15 |
| MM409038 | 65-00-01 | 73 | 1 | MS604005 | 61-00-02 | 65 | 12 01 | 09311-03840 | 61-00-03 | 67 | 2 |
| MM409039 | 65-00-01 | 73 | 1 | MS604032 | 61-00-01 | 63 | 11 02 | 09312-10380 | 61-00-03 | 67 | 5 |
| MM409040 | 65-00-01 | 73 | 1 | MS604043 | 61-00-02 | 65 | 12 02 | 09312-70310 | 61-00-03 | 67 | 4 |

NUMERICAL PARTS INDEX

| PART NO. | GRP NO. | PAREF GE-NO. | PART NO. | GRP NO. | PAREF GE-NO. | PART NO. | GRP NO. | PAREF GE-NO. |
|-------------|-----------|-----------------|-------------|-----------|-----------------|-------------|-----------|-----------------|
| 09316-41351 | 61-00-03 | 67 8 | 31A04-00900 | 04-01 | 9 2 | 31A17-10602 | 17 | 35 10 |
| 09317-40070 | 61-00-03 | 67 6 | 31A04-01301 | 04-01 | 9 3 | 31A17-11100 | 17 | 35 1 |
| 09317-51810 | 61-00-03 | 67 3 | 31A04-11024 | 04-01 | 9 11 | 31A17-11200 | 17 | 35 2 |
| 09317-51830 | 61-00-03 | 67 3 | 31A04-20032 | 04-02-02 | 13 1 | 31A17-11300 | 17 | 35 3 |
| 09317-51850 | 61-00-03 | 67 3 | 31A04-21010 | 04-01 | 9 15 | 31A19-01023 | 19 | 37 1 |
| 09317-51870 | 61-00-03 | 67 3 | 31A04-30043 | 04-01 | 9 8 | 31A20-00200 | 20 | 39 1 |
| 09317-51890 | 61-00-03 | 67 3 | 31A04-30200 | 04-01 | 9 2 | 31A20-02402 | 20 | 39 6 |
| 09317-51910 | 61-00-03 | 67 3 | 31A04-33202 | 04-02-02 | 13 4 | 31A21-01040 | 21 | 41 1 |
| 09317-51930 | 61-00-03 | 67 3 | 31A04-33202 | 94-00-02 | 99 13 | 31A21-03800 | 21 | 41 4 |
| 09317-51950 | 61-00-03 | 67 3 | 31A04-34100 | 04-01 | 9 18 | 31A23-00051 | 07-00-01A | 17 23 |
| 09317-51970 | 61-00-03 | 67 3 | 31A04-34300 | 04-01 | 9 19 | 31A23-00051 | 07-00-01B | 19 24 |
| 09317-51990 | 61-00-03 | 67 3 | 31A04-40100 | 04-01 | 9 1 | 31A23-01023 | 23 | 43 4 |
| 09340-05060 | 61-00-03 | 67 7 | 31A05-00203 | 05 | 15 1 | 31A23-01302 | 23 | 43 1 |
| 09450-37240 | 65-00-02A | 75 1 22 | 31A05-00300 | 05 | 15 5 | 31A23-01406 | 23 | 43 2 |
| 09450-37400 | 65-00-02B | 77 23 | 31A05-01300 | 05 | 15 6 | 31A23-01502 | 23 | 43 7 |
| 30405-31403 | 05 | 15 3 | 31A07-00801 | 07-00-01A | 17 5 | 31A23-10101 | 23 | 43 3 |
| 30636-25901 | 94-00-01 | 97 1 11 | 31A07-00801 | 07-00-01B | 19 5 | 31A30-00300 | 30 | 45 5 |
| 30636-25901 | 94-00-02 | 99 11 | 31A07-02300 | 07-00-02 | 21 3 | 31A30-00801 | 30 | 45 6 |
| 30A11-00101 | 11 | 27 11 | 31A07-03100 | 07-00-01A | 17 6 | 31A30-00801 | 94-00-01 | 97 1 16 |
| 30A11-00101 | 94-00-02 | 99 8 | 31A07-03100 | 07-00-01B | 19 6 | 31A30-00801 | 94-00-02 | 99 19 |
| 30A19-00040 | 19 | 37 6 | 31A07-04401 | 12 | 29 2 | 31A30-10902 | 30 | 45 4 |
| 30A19-10010 | 19 | 37 7 | 31A07-11601 | 07-00-02 | 21 1 | 31A30-10902 | 94-00-02 | 99 20 |
| 30A19-10020 | 19 | 37 8 | 31A07-11701 | 07-00-02 | 21 2 | 31A30-20011 | 30 | 45 1 |
| 30A19-10030 | 19 | 37 9 | 31A07-11701 | 94-00-01 | 97 1 12 | 31A32-01200 | 94-00-02 | 99 21 |
| 30A40-00103 | 40 | 53 1 | 31A07-11701 | 94-00-02 | 99 14 | 31A35-02300 | 35 | 47 2 |
| 30A63-00101 | 63-00-01 | 69 12 | 31A07-11901 | 11 | 27 2 | 31A35-02300 | 94-00-01 | 97 1 17 |
| 30A63-00101 | 63-00-02 | 71 12 | 31A07-11901 | 94-00-01 | 97 1 13 | 31A35-02300 | 94-00-02 | 99 22 |
| 30A63-00101 | 94-00-01 | 97 1 08 | 31A07-11901 | 94-00-02 | 99 15 | 31A35-05040 | 35-02 | 49 1 |
| 30A63-00101 | 94-00-02 | 99 9 | 31A07-12200 | 07-00-01A | 17 26 | 31A35-30010 | 35 | 47 1 |
| 30A87-10042 | 87 | 93 1 | 31A07-12200 | 07-00-01B | 19 27 | 31A42-00300 | 40 | 53 2 |
| 30A87-20402 | 87 | 93 3 | 31A07-12200 | 94-00-01 | 97 1 14 | 31A42-01300 | 11 | 27 19 |
| 30H45-00101 | 45 | 57 6 | 31A07-12200 | 94-00-02 | 99 16 | 31A45-20700 | 45 | 57 9 |
| 30H45-00101 | 94-00-01 | 97 1 07 | 31A07-23020 | 07-00-01B | 19 1 | 31A46-00064 | 46 | 59 5 |
| 30H45-00101 | 94-00-02 | 99 10 | 31A09-01010 | 09 | 25 1 | 31A46-01200 | 94-00-01 | 97 1 18 |
| 30L07-00700 | 07-00-02 | 21 5 | 31A09-01020 | 09 | 25 2 | 31A46-01200 | 94-00-02 | 99 23 |
| 30L63-00600 | 63-00-01 | 69 1 10 | 31A09-01030 | 09 | 25 3 | 31A46-10101 | 46 | 59 9 |
| 30L63-00600 | 63-00-02 | 71 1 09 | 31A09-01040 | 09 | 25 4 | 31A46-10101 | 94-00-01 | 97 1 19 |
| 31A01-02500 | 01-00-01 | 3 2 05 | 31A09-01050 | 09 | 25 1 | 31A46-10101 | 94-00-02 | 99 24 |
| 31A01-02500 | 01-00-02 | 5 2 05 | 31A09-01060 | 09 | 25 2 | 31A46-11200 | 46 | 59 8 |
| 31A01-02600 | 01-00-01 | 3 2 06 | 31A09-01070 | 09 | 25 3 | 31A61-01200 | 61-00-01 | 63 11 04 |
| 31A01-02600 | 01-00-02 | 5 2 06 | 31A09-01080 | 09 | 25 4 | 31A61-01200 | 61-00-02 | 65 12 04 |
| 31A01-11101 | 01-00-01 | 3 4 | 31A11-02100 | 11 | 27 1 | 31A61-01500 | 61-00-01 | 63 11 05 |
| 31A01-11101 | 01-00-02 | 5 4 | 31A11-05101 | 11 | 27 8 | 31A61-01500 | 61-00-02 | 65 12 05 |
| 31A01-33300 | 01-00-02 | 5 5 | 31A11-05201 | 11 | 27 9 | 31A61-02500 | 61-00-02 | 65 11 |
| 31A01-33300 | 94-00-02 | 99 12 | 31A11-05201 | 94-00-02 | 99 17 | 31A61-04100 | 61-00-01 | 63 4 |
| 31A01-51041 | 01-00-02 | 5 1 | 31A11-10103 | 11 | 27 4 | 31A61-04200 | 61-00-01 | 63 5 |
| 31A03-01500 | 01-00-01 | 3 2 07 | 31A11-11101 | 11 | 27 5 | 31A61-04300 | 61-00-01 | 63 6 |
| 31A03-01500 | 01-00-02 | 5 2 07 | 31A11-11101 | 94-00-02 | 99 18 | 31A61-08100 | 61-00-02 | 65 4 |
| 31A04-00700 | 04-01 | 9 7 | 31A11-11200 | 94-00-01 | 97 1 15 | 31A61-08200 | 61-00-02 | 65 5 |
| 31A04-00800 | 04-01 | 9 1 | 31A13-01021 | 13 | 31 1 | 31A61-08300 | 61-00-02 | 65 6 |

NUMERICAL PARTS INDEX

| PART NO. | GRP NO. | PA GE | REF -NO. | PART NO. | GRP NO. | PA GE | REF -NO. | PART NO. | GRP NO. | PA GE | REF -NO. |
|-------------|-----------|----------|-------------|-------------|-----------|----------|-------------|-------------|-----------|----------|-------------|
| 31A61-08400 | 61-00-02 | 65 | 7 | 31A66-00102 | 66-00-02B | 85 | 1 | 90802-20150 | 65-00-02B | 77 | 14 |
| 31A61-23300 | 61-00-02 | 65 | 12 | 31A66-04101 | 66-02 | 87 | 2 | 94901-81020 | 65-00-02A | 75 | 1 20 |
| 31A63-00400 | 63-00-02 | 71 | 1 11 | 31A68-00402 | 68-00-02 | 91 | 1 | 94901-81020 | 65-00-02B | 77 | 21 |
| 31A63-00500 | 63-00-02 | 71 | 1 12 | 31A68-02100 | 68-00-01 | 89 | 1 | 94903-00030 | 65-00-02A | 75 | 1 23 |
| 31A63-01800 | 63-00-01 | 69 | 1 14 | 31A68-20300 | 68-00-01 | 89 | 7 | 94903-00030 | 65-00-02B | 77 | 24 |
| 31A63-01800 | 63-00-02 | 71 | 1 13 | 31A90-00300 | 90 | 95 | 4 | 94904-80800 | 65-00-02A | 75 | 1 17 |
| 31A63-02030 | 63-00-01 | 69 | 5 | 31A90-10300 | 90 | 95 | 4 | 94904-80800 | 65-00-02B | 77 | 18 |
| 31A63-02030 | 63-00-02 | 71 | 5 | 31A94-03020 | 94-00-02 | 99 | 1 | 94918-00310 | 65-00-02B | 77 | 20 |
| 31A63-02300 | 63-00-01 | 69 | 10 | 31B01-23200 | 01-00-01 | 3 | 5 | | | | |
| 31A63-02300 | 63-00-02 | 71 | 10 | 31B01-23200 | 94-00-01 | 97 | 1 21 | | | | |
| 31A63-02600 | 63-00-01 | 69 | 1 15 | 31B01-31041 | 01-00-01 | 3 | 1 | | | | |
| 31A63-02600 | 63-00-02 | 71 | 1 14 | 31B04-00014 | 04-01 | 9 | 8 | | | | |
| 31A63-02700 | 63-00-01 | 69 | 1 16 | 31B04-01010 | 04-01 | 9 | 15 | | | | |
| 31A63-02700 | 63-00-02 | 71 | 1 15 | 31B04-03011 | 04-02-01 | 11 | 1 | | | | |
| 31A63-05300 | 63-00-01 | 69 | 1 17 | 31B04-13201 | 04-02-01 | 11 | 4 | | | | |
| 31A63-05300 | 63-00-02 | 71 | 1 17 | 31B04-13201 | 94-00-01 | 97 | 1 22 | | | | |
| 31A63-05400 | 63-00-01 | 69 | 1 19 | 31B05-00103 | 05 | 15 | 1 | | | | |
| 31A63-05400 | 63-00-02 | 71 | 1 19 | 31B07-23010 | 07-00-01A | 17 | 1 | | | | |
| 31A63-05601 | 63-00-01 | 69 | 1 11 | 31B13-00013 | 13 | 31 | 1 | | | | |
| 31A63-05601 | 63-00-02 | 71 | 1 10 | 31B19-01023 | 19 | 37 | 1 | | | | |
| 31A63-06900 | 63-00-01 | 69 | 15 | 31B20-00202 | 20 | 39 | 1 | | | | |
| 31A63-06900 | 63-00-02 | 71 | 15 | 31B20-02401 | 20 | 39 | 6 | | | | |
| 31A63-07100 | 63-00-01 | 69 | 1 21 | 31B21-00090 | 21 | 41 | 1 | | | | |
| 31A63-07100 | 63-00-02 | 71 | 1 26 | 31B30-00902 | 30 | 45 | 4 | | | | |
| 31A63-07200 | 63-00-01 | 69 | 1 22 | 31B30-00902 | 94-00-01 | 97 | 1 23 | | | | |
| 31A63-07200 | 63-00-02 | 71 | 1 25 | 31B30-10011 | 30 | 45 | 1 | | | | |
| 31A63-07300 | 63-00-01 | 69 | 1 23 | 31B32-01200 | 94-00-01 | 97 | 1 24 | | | | |
| 31A63-07300 | 63-00-02 | 71 | 1 24 | 31B61-02800 | 61-00-01 | 63 | 10 | | | | |
| 31A63-07900 | 63-00-01 | 69 | 1 24 | 31B61-13100 | 61-00-01 | 63 | 11 | | | | |
| 31A63-07900 | 63-00-02 | 71 | 1 21 | 31B63-00400 | 63-00-01 | 69 | 1 12 | | | | |
| 31A63-08100 | 63-00-01 | 69 | 14 | 31B63-00500 | 63-00-01 | 69 | 1 13 | | | | |
| 31A63-08100 | 63-00-02 | 71 | 14 | 31B63-12080 | 63-00-01 | 69 | 1 | | | | |
| 31A63-10305 | 63-00-01 | 69 | 3 | 31B65-00100 | 65-00-01 | 73 | 4 | | | | |
| 31A63-10305 | 63-00-02 | 71 | 3 | 31B65-01200 | 65-02 | 79 | 1 | | | | |
| 31A63-11301 | 63-00-01 | 69 | 1 25 | 31B65-03030 | 65-00-02A | 75 | 1 | | | | |
| 31A63-11301 | 63-00-02 | 71 | 1 22 | 31B66-00101 | 66-00-02A | 83 | 1 | | | | |
| 31A63-12201 | 63-00-01 | 69 | 2 | 31B66-04100 | 66-02 | 87 | 2 | | | | |
| 31A63-12201 | 63-00-02 | 71 | 2 | 31B94-40041 | 94-00-01 | 97 | 1 | | | | |
| 31A63-12201 | 94-00-01 | 97 | 1 20 | 32A04-02401 | 04-01 | 9 | 14 | | | | |
| 31A63-12201 | 94-00-02 | 99 | 25 | 32A36-05012 | 36 | 51 | 1 | | | | |
| 31A63-15200 | 63-00-01 | 69 | 1 26 | 32A66-03100 | 66-02 | 87 | 1 | | | | |
| 31A63-15200 | 63-00-02 | 71 | 1 23 | 32A91-05100 | 94-00-01 | 97 | 1 25 | | | | |
| 31A63-25101 | 63-00-01 | 69 | 4 | 32A91-05100 | 94-00-02 | 99 | 26 | | | | |
| 31A63-25101 | 63-00-02 | 71 | 4 | 32C04-04500 | 04-01 | 9 | 20 | | | | |
| 31A63-27091 | 63-00-02 | 71 | 1 | 32C04-06100 | 04-01 | 9 | 21 | | | | |
| 31A64-00400 | 63-00-01 | 69 | 8 | 34340-00700 | 36 | 51 | 2 | | | | |
| 31A64-00400 | 63-00-02 | 71 | 8 | 34340-00700 | 94-00-01 | 97 | 1 01 | | | | |
| 31A65-00500 | 65-00-01 | 73 | 4 | 34340-00700 | 94-00-02 | 99 | 27 | | | | |
| 31A65-11200 | 65-02 | 79 | 1 | 49168-15200 | 94-00-01 | 97 | 1 26 | | | | |
| 31A65-13050 | 65-00-02B | 77 | 1 | 90802-20150 | 65-00-02A | 75 | 1 13 | | | | |

TABLE OF BOLT, W/WASHER

| BOLT, W/WASHER | BOLT/WASHER | BOLT, W/WASHER | BOLT/WASHER | BOLT, W/WASHER | BOLT/WASHER |
|----------------|----------------------------|----------------|----------------------------|----------------|----------------------------|
| F1805-06010 | F1035-06010 F2515-06000 | F1805-06035 | F1035-06035 F2515-06000 | F1805-08018 | F1035-08018 F2515-08000 |
| F1805-06012 | F1035-06012 F2515-06000 | F1805-06040 | F1035-06040 F2515-06000 | F1805-08020 | F1035-08020 F2515-08000 |
| F1805-06014 | F1035-06014 F2515-06000 | F1805-06045 | F1035-06045 F2515-06000 | F1805-08022 | F1035-08022 F2515-08000 |
| F1805-06016 | F1035-06016 F2515-06000 | F1805-06055 | F1035-06055 F2515-06000 | F1805-08025 | F1035-08025 F2515-08000 |
| F1805-06018 | F1035-06018 F2515-06000 | F1805-06060 | F1035-06060 F2515-06000 | F1805-08030 | F1035-08030 F2515-08000 |
| F1805-06020 | F1035-06020 F2515-06000 | F1805-08012 | F1035-08012 F2515-08000 | F1805-08035 | F1035-08035 F2515-08000 |
| F1805-06025 | F1035-06025 F2515-06000 | F1805-08014 | F1035-08014 F2515-08000 | F1805-08040 | F1035-08040 F2515-08000 |
| F1805-06030 | F1035-06030 F2515-06000 | F1805-08016 | F1035-08016 F2515-08000 | F1805-08045 | F1035-08045 F2515-08000 |

TABLE OF BOLT, W/WASHER

| BOLT, W/WASHER | BOLT/WASHER | BOLT, W/WASHER | BOLT/WASHER | BOLT, W/WASHER | BOLT/WASHER |
|----------------|----------------------------|----------------|----------------------------|----------------|----------------------------|
| F1805-08050 | F1035-08050 F2515-08000 | F1805-10018 | F1035-10018 F2515-10000 | F1805-10050 | F1035-10050 F2515-10000 |
| F1805-08055 | F1035-08055 F2515-08000 | F1805-10020 | F1035-10020 F2515-10000 | F1805-10055 | F1035-10055 F2515-10000 |
| F1805-08060 | F1035-08060 F2515-08000 | F1805-10022 | F1035-10022 F2515-10000 | F1805-10060 | F1035-10060 F2515-10000 |
| F1805-08065 | F1035-08065 F2515-08000 | F1805-10025 | F1035-10025 F2515-10000 | F1805-10065 | F1035-10065 F2515-10000 |
| F1805-08070 | F1035-08070 F2515-08000 | F1805-10030 | F1035-10030 F2515-10000 | F1805-10070 | F1035-10070 F2515-10000 |
| F1805-08075 | F1035-08075 F2515-08000 | F1805-10035 | F1035-10035 F2515-10000 | F1805-10085 | F1035-10085 F2515-10000 |
| F1805-10014 | F1035-10014 F2515-10000 | F1805-10040 | F1035-10040 F2515-10000 | F1805-12016 | F1035-12016 F2515-12000 |
| F1805-10016 | F1035-10016 F2515-10000 | F1805-10045 | F1035-10045 F2515-10000 | F1805-12020 | F1035-12020 F2515-12000 |

TABLE OF BOLT, W/WASHER

| BOLT, W/WASHER | BOLT/WASHER | BOLT, W/WASHER | BOLT/WASHER | BOLT, W/WASHER | BOLT/WASHER |
|----------------|----------------------------|----------------|----------------------------|----------------|---|
| F1805-12025 | F1035-12025 F2515-12000 | F1805-12065 | F1035-12065 F2515-12000 | F1825-06010 | F1035-06010 F2515-06000 F2500-06000 |
| F1805-12030 | F1035-12030 F2515-12000 | F1805-12085 | F1035-12085 F2515-12000 | F1825-06012 | F1035-06012 F2515-06000 F2500-06000 |
| F1805-12035 | F1035-12035 F2515-12000 | F1805-14035 | F1035-14035 F2515-14000 | F1825-06014 | F1035-06014 F2515-06000 F2500-06000 |
| F1805-12040 | F1035-12040 F2515-12000 | F1805-14045 | F1035-14045 F2515-14000 | F1825-06016 | F1035-06016 F2515-06000 F2500-06000 |
| F1805-12045 | F1035-12045 F2515-12000 | | | F1825-06020 | F1035-06020 F2515-06000 F2500-06000 |
| F1805-12050 | F1035-12050 F2515-12000 | | | F1825-06025 | F1035-06025 F2515-06000 F2500-06000 |
| F1805-12055 | F1035-12055 F2515-12000 | | | | |
| F1805-12060 | F1035-12060 F2515-12000 | | | | |

TABLE OF BOLT, W/WASHER

| BOLT, W/WASHER | BOLT/WASHER | BOLT, W/WASHER | BOLT/WASHER | BOLT, W/WASHER | BOLT/WASHER |
|----------------|---|----------------|---|----------------|---|
| F1825-06030 | F1035-06030 F2515-06000 F2500-06000 | F1825-08025 | F1035-08025 F2515-08000 F2500-08000 | F1825-08050 | F1035-08050 F2515-08000 F2500-08000 |
| F1825-06035 | F1035-06035 F2515-06000 F2500-06000 | F1825-08030 | F1035-08030 F2515-08000 F2500-08000 | F1825-08055 | F1035-08055 F2515-08000 F2500-08000 |
| F1825-06055 | F1035-06055 F2515-06000 F2500-06000 | F1825-08035 | F1035-08035 F2515-08000 F2500-08000 | F1825-08085 | F1035-08085 F2515-08000 F2500-08000 |
| F1825-08012 | F1035-08012 F2515-08000 F2500-08000 | F1825-08038 | F1035-08038 F2515-08000 F2500-08000 | F1825-10014 | F1035-10014 F2515-10000 F2500-10000 |
| F1825-08016 | F1035-08016 F2515-08000 F2500-08000 | F1825-08040 | F1035-08040 F2515-08000 F2500-08000 | F1825-10016 | F1035-10016 F2515-10000 F2500-10000 |
| F1825-08020 | F1035-08020 F2515-08000 F2500-08000 | F1825-08045 | F1035-08045 F2515-08000 F2500-08000 | F1825-10020 | F1035-10020 F2515-10000 F2500-10000 |

TABLE OF BOLT, W/WASHER

| BOLT, W/WASHER | BOLT/WASHER | BOLT, W/WASHER | BOLT/WASHER | BOLT, W/WASHER | BOLT/WASHER |
|----------------|---|----------------|---|----------------|----------------------------|
| F1825-10025 | F1035-10025 F2515-10000 F2500-10000 | F1825-12025 | F1035-12025 F2515-12000 F2500-12000 | F2005-10016 | F1155-10016 F2515-10000 |
| F1825-10030 | F1035-10030 F2515-10000 F2500-10000 | F1825-12030 | F1035-12030 F2515-12000 F2500-12000 | F2005-10020 | F1155-10020 F2515-10000 |
| F1825-10035 | F1035-10035 F2515-10000 F2500-10000 | F1825-12040 | F1035-12040 F2515-12000 F2500-12000 | F2005-10025 | F1155-10025 F2515-10000 |
| F1825-10040 | F1035-10040 F2515-10000 F2500-10000 | | | F2005-10030 | F1155-10030 F2515-10000 |
| F1825-10080 | F1035-10080 F2515-10000 F2500-10000 | | | F2005-10035 | F1155-10035 F2515-10000 |
| F1825-12020 | F1035-12020 F2515-12000 F2500-12000 | | | F2005-10040 | F1155-10040 F2515-10000 |
| | | | | F2005-10045 | F1155-10045 F2515-10000 |
| | | | | F2005-10050 | F1155-10050 F2515-10000 |

TABLE OF BOLT, W/WASHER

| BOLT, W/WASHER | BOLT/WASHER | BOLT, W/WASHER | BOLT/WASHER | BOLT, W/WASHER | BOLT/WASHER |
|----------------|----------------------------|----------------|----------------------------|----------------|---|
| F2005-10055 | F1155-10055 F2515-10000 | F2005-12040 | F1155-12040 F2515-12000 | F2015-10020 | F1155-10020 F2515-10000 F2500-10000 |
| F2005-10060 | F1155-10060 F2515-10000 | F2005-12045 | F1155-12045 F2515-12000 | F2015-10025 | F1155-10025 F2515-10000 F2500-10000 |
| F2005-10065 | F1155-10065 F2515-10000 | F2005-12050 | F1155-12050 F2515-12000 | F2015-10030 | F1155-10030 F2515-10000 F2500-10000 |
| F2005-10070 | F1155-10070 F2515-10000 | F2005-12055 | F1155-12055 F2515-12000 | F2015-10035 | F1155-10035 F2515-10000 F2500-10000 |
| F2005-12020 | F1155-12020 F2515-12000 | F2005-12065 | F1155-12065 F2515-12000 | F2015-10040 | F1155-10040 F2515-10000 F2500-10000 |
| F2005-12025 | F1155-12025 F2515-12000 | | | F2015-10050 | F1155-10050 F2515-10000 F2500-10000 |
| F2005-12030 | F1155-12030 F2515-12000 | | | | |
| F2005-12035 | F1155-12035 F2515-12000 | | | | |

TABLE OF BOLT, W/WASHER

| BOLT, W/WASHER | BOLT/WASHER | BOLT, W/WASHER | BOLT/WASHER | BOLT, W/WASHER | BOLT/WASHER |
|----------------|---|----------------|-------------|----------------|-------------|
| F2015-10055 | F1155-10055 F2515-10000 F2500-10000 | | | | |
| F2015-10060 | F1155-10060 F2515-10000 F2500-10000 | | | | |
| F2015-12025 | F1155-12025 F2515-12000 F2500-12000 | | | | |
| F2015-12030 | F1155-12030 F2515-12000 F2500-12000 | | | | |

