

DELTA 33 COUPÉ

Based on our successful Open series, the new Delta 33 Coupé is developed in collaboration with Swedish naval architect Ted Mannerfelt. The ambition has been to create a multi-purpose yacht that benefits from the most modern design trends, advanced technologies and efficient hydrodynamics. The result is a fuel economic and responsive cabin cruiser with a panoramic sun roof, unique for its size. The interior is highlighted by exceptional visibility, innovative solutions, high-end finishes and a wide range of styling options.











GALLEY / SALOON



GALLEY / SALOON





REST AREA / OWNER'S CABIN



OWNER'S CABIN



OWNER'S CABIN



AFT GUEST CABIN



BATHROOM



BATHROOM

D33CE LAYOUT



D33CE HULL COLORS



WHITE

NP10000




SHALLOW BLUE

H016



LIGHT GREY

NP7046



DEEP BLUE

BÜFA H549-0043



DARK GREY

NP7015




BLACK

NP28000

COLORS DISPLAYED ARE FOR ILLUSTRATIVE PURPOSE. DEVIATIONS MAY OCCUR.


D33CE UPHOLSTERY COLORS

AFT DECK SOFA



MACADAMIA

SILVERTEX
122-0001



TAUPE

SILVERTEX
122-0009



MOCCA


SILVERTEX
122-0005



CARBON


SILVERTEX
122-9002

SALOON SOFA, PADS & PILLOWS



NATTÉ STONE

SUNBRELLA
NAT5048170



NATTÉ ANTIQUE

SUNBRELLA
NAT5077140



MINK BROWN

SUNBRELLA
SJA3127137



HEATHER BEIGE

SUNBRELLA
SJA5476137

DASHBOARD




IVORY

D33CE0001



GRAPHITE

D33CE0002



TEAK BROWN

D33CE0003

D33CE TECHNICAL DATA

LOA	10.95M / 36FT
CONSTRUCTION LENGTH	10.00M / 33FT
BEAM	3.10M / 10.2FT
DRAFT	0.95M / 3.1FT
BRIDGE CLEARANCE	3.65M / 12FT
DISPLACEMENT	4,500KG (DRY WEIGHT)
MAX DISPLACEMENT	6,500KG
FUEL CAPACITY	550L
FRESH WATER CAPACITY	200L
HOLDING TANK	50L
CE CLASS	B
DESIGN	TED MANNERFELT
CONSTRUCTION	LIGHTCRAFT / DIAB / LUKSUSJAHT
BUILDER	LUKSUSJAHT AS
ELECTRICITY	MASTERVOLT

CONSTRUCTION

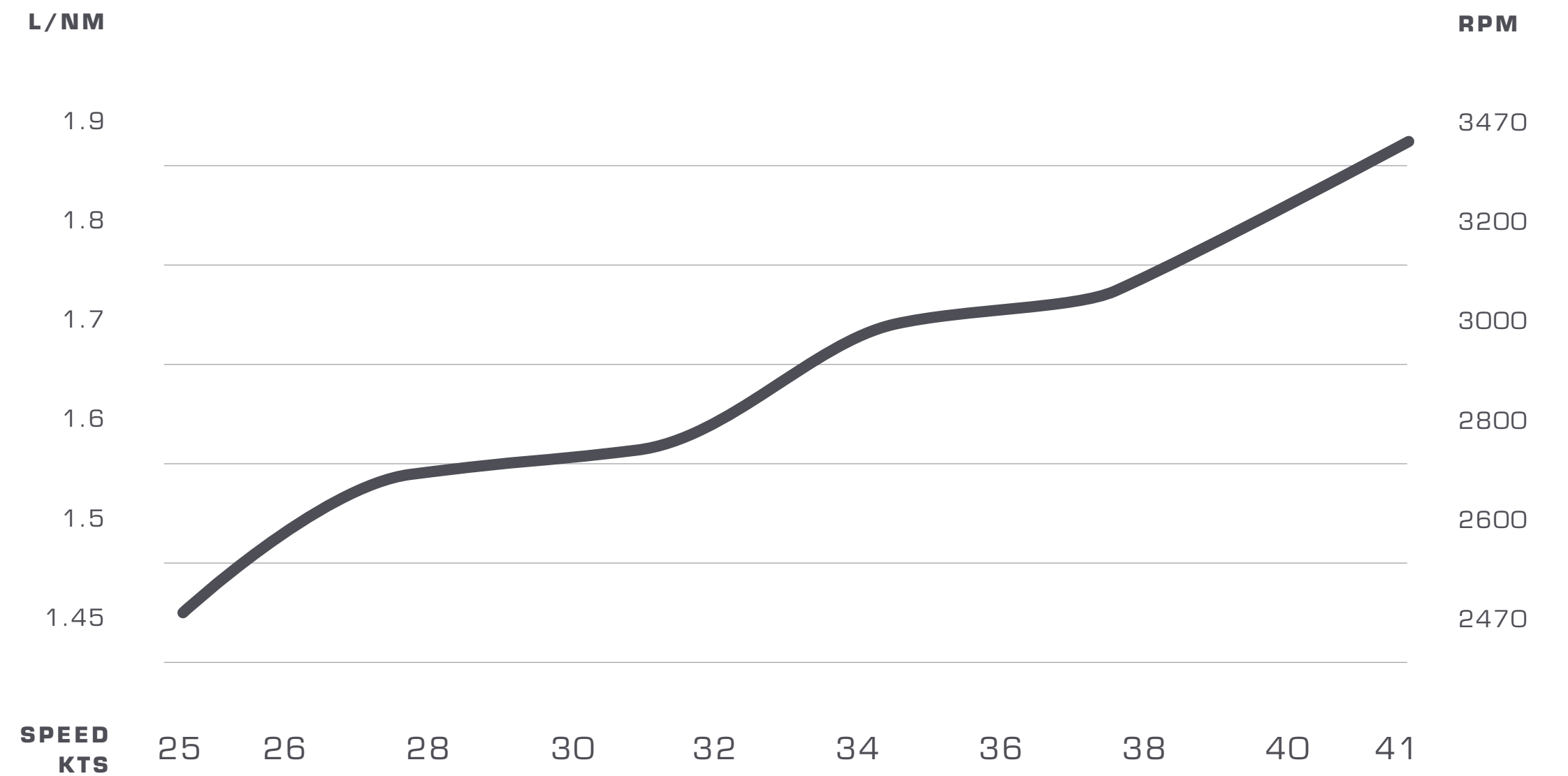
HULL	TWIN AIR STEPPED DEEP V-HULL
STRINGERS	VACUUM INFUSION WITH CARBON REINFORCMENT
HULL STRUCTURE	VACUUM INFUSION DIAB CORE INFUSION / VINYLESTER / DIVINYCELL
BULKHEADS	VACUUM INFUSION DIAB CORE INFUSION / VINYLESTER / DIVINYCELL
DECK BULKHEADS	VACUUM INFUSION DIAB CORE INFUSION / VINYLESTER / DIVINYCELL
SUPERSTRUCTURE	VACUUM INFUSION DIAB CORE INFUSION / VINYLESTER / DIVINYCELL

CALCULATIONS AND WEIGHT OPTIMIZATION BY DIAB

ENGINE OPTIONS / TOP SPEEDS

1 X VOLVO PENTA D6 400 HP / 41 KNOTS
2 X VOLVO PENTA D3 220 HP / 39 KNOTS
2 X VOLVO PENTA D4 300 HP / 46 KNOTS

SPEED / FUEL CONSUMPTION



PERFORMANCE TEST 2017.03.28

ENGINE 1 X VOLVO PENTA D6 400
 FUEL TANK 100% (550 L)
 PASSENGERS 2
 AIR TEMP 10°C
 WATER TEMP 3°C

D33CE EQUIPMENT, ACCESSORIES & OPTIONS

DECK

1 X HANDLAID VACUUM GLUED TEAK DECK	●
1 X GOÏOT FLUSH SKYLIGHT HATCH	●
1 X FIXED FOREDECK WINDOW	●
1 X STAINLESS STEEL CUSTOM MADE FORWARD FLAGPOLE	●
1 X STAINLESS STEEL CUSTOM MADE AFT FLAGPOLE	●
2 X STAINLESS STEEL CUSTOM MADE BOW MOORING CLEATS	●
2 X STAINLESS STEEL CUSTOM MADE MIDSHIP MOORING CLEATS	●
2 X STAINLESS STEEL CUSTOM MADE AFT MOORING CLEATS	●
1 X OVERSIZED ANCHOR AND FENDER STORAGE IN BOW	●
1 X STORAGE UNDERNEATH SUNBED	●
2 X HANDRAILS IN AFT COCKPIT	●
6 X COURTESY LIGHTS LED	●
1 X OUTSIDE CUSHION SET FOR SUNBED	●
1 X OUTSIDE COVER FOR SUNBED	●
1 X AFT DECK TABLE	●
1 X AFT DECK TABLE COVER	●
1 X SWIMLADDER	●
CUSTOM MADE DROP SAFE ANCHOR MECHANISM IN BOW WITH 12KG ANCHOR	○
12V WINDLASS WITH FOOT SWITCH, REMOTE AND FIXED CONTROLS AT HELM	○
STAINLESS STEEL 8MM 50M CHAIN	○

MOORING PACK

6 X MOORING LINES	●
6 X G4 BLACK FENDERS WITH 6 X BLACK FENDER LINES	●
1 X BOAT HOOK	●

SALOON & GALLEY

1 X L-SHAPED 4-SEAT SOFA	●
1 X FOLDAWAY OILED TEAK TABLE	●
1 X CUSTOM MADE CORIAN COUNTERTOP WITH DOUBLE SINK	●
1 X VOLA HOT/COLD WATER TAP	●
1 X 12V ISOTHERM FRIDGE WITH INTEGRATED FREEZE BOX	●
1 X GAS STOVE 2 BURNERS	●
1 X TABLEWARE SET FOR 4	●
1 X MISCELLANEOUS STORAGES AND DRAWERS	●
1 X TRASH COMPARTMENT	●
2 X COURTESY LIGHTS	●
1 X FIRE EXTINGUISHER	●
1 X FIRE BLANKET	●
220V/110V OUTLET	○
AIRCOND AIR OUTLET	○

OWNER'S CABIN

INTERIOR IN SELECTED TEAK VARNISHED IN 6 LAYERS. ROOF PANELS IN OFF-WHITE ITALIAN SOFT FABRIC. OILED TEAK FLOORING. MISCELLANEOUS STORAGE AND DRAWERS.

1 X 20 CM MATTRESS WITH SUNBRELLA INTERIOR COVER	●
6 X SPOTLIGHTS	●
2 X BEDSIDE LIGHTS	●
2 X CONCEALED LIGHTS	●
2 X SIDE WINDOWS	●
2 X OCEANAIR MANUAL BLINDS FOR WINDOWS	●
1 X FIRE EXTINGUISHER	●
1 X FIRE BLANKET	●
220V/110V OUTLET	○
AIRCOND AIR OUTLET	○
WEBASTO AIR CONTROL UNIT	○
BOSE SATELLITE SPEAKERS	○

● STANDARD ○ OPTIONAL

D33CE EQUIPMENT, ACCESSORIES & OPTIONS

BATHROOM

INTERIOR IN SELECTED TEAK VARNISHED IN 6 LAYERS. ROOF PANELS IN OFF-WHITE ITALIAN SOFT FABRIC. OILED TEAK FLOORING. MISCELLANEOUS STORAGE AND DRAWERS. CORIAN ON SHOWER FLOOR.

1 X SWITCHABLE OPAQUE/TRANSPARENT GLASS WALL BETWEEN OWNER'S/BATHROOM	●
1 X CUSTOM MADE CORIAN COUNTER TOP	●
1 X DURAVIT BY PHILIPPE STARCK BASIN	●
1 X VOLA HOT/COLD WATER BASIN TAP	●
1 X VOLA HOT/COLD WATER HAND HELD SHOWER NOZZLE	●
1 X CUSTOM MADE SHOWER CABIN GLASS DOOR	●
1 X WALL MOUNTED MIRROR	●
1 X SIDE WINDOW	●
1 X JABSCO 12V TOILET WITH MACERATOR	●
1 X EXTRACTOR 12V FAN	●
3 X SPOTLIGHTS	●
2 X MIRROR LIGHT	●
1 X TOILET PAPER HOLDER	●
220V/110V OUTLET	○
AIRCOND AIR OUTLET	○

AFT CABIN

INTERIOR IN SELECTED TEAK VARNISHED IN 6 LAYERS. MISCELLANEOUS STORAGE AND DRAWERS.

1 X 20 CM MATTRESS WITH SUNBRELLA INTERIOR COVER	●
4 X SPOTLIGHTS	●
2 X CONCEALED LIGHTS	●
2 X USB OUTLETS	●
220V/110V OUTLET	○
AIRCOND AIR OUTLET	○

TECHNICAL

1 X MAKEFAST 12V ELECTRICAL SUNROOF CONTROLLED FROM MAINSTATION	●
1 X ISOTHERM 25L HOT WATER BOILER	●
1 X FRESH WATER SYSTEM WITH JABSCO 12V PRESSURE PUMP	●
1 X OUTSIDE HOT/COLD WATER SHOWER	●
2 X AUTOMATIC 12V BILGE PUMPS WITH FLOAT SWITCH, ALARM AND MANUAL OVERRIDE	●
2 X MANUAL BILGE PUMPS	●
2 X 2-SPEED WINDSHIELD WIPERS	●
WEBASTO AIRCONDITION 9,000 BTU	○
UNDERWATER LED LIGHTS	○

OPTIONAL SOUND SYSTEM

1 X FUSION STEREO INTEGRATED WITH GARMIN 4X40W BLUETOOTH 2-ZONES STREAMING	○
2 X OUTSIDE SPEAKERS BOSE WATERPROOF	○
2 X INSIDE SALOON SPEAKERS	○

OPTIONAL SAFETY PACK

4 X AUTOMATIC LIFE VESTS	○
1 SET FLARES	○
1 SET TOOLKIT	○
1 SET FIRST AID KIT	○
1 X SPARE ANCHOR WITH SEPARATE 50M ANCHOR LINE	○

● STANDARD ○ OPTIONAL

D33CE EQUIPMENT, ACCESSORIES & OPTIONS

MAINSTATION / HELM

1 X 2-SEAT, SIT-STAND CONVERTIBLE CAPTAIN'S SOFA	●
1 X VOLVO PENTA STEERING	●
1 X VOLVO PENTA GEAR/THROTTLE	●
1 X VOLVO PENTA ENGINE DATA INTERFACE (GARMIN/VP GLASS COCKPIT SYSTEM)	●
1 X GARMIN/VOLVO PENTA 16" MULTI-TOUCH WIDESCREEEN DISPLAY	●
1 X Lenco TRIM TAB SYSTEM WITH LED INDICATORS	●
1 X MAGNETIC COMPASS	●
1 X SWITCHBOARD WITH 12 TOUCH CONTROLS	●
1 X BACKGROUND LIGHTING FOR SWITCHES IN RED LIGHT	●
4 X CUPHOLDERS	●
4 X COURTESY LIGHTS	●
1 X COMPASS LIGHT	●
1 X AUTOMATIC FIRE EXTINGUISH SYSTEM INDICATOR	●
2 X USB OUTLET	●
1 X HORN	●
SECONDARY GARMIN/VOLVO PENTA INTERFACE AND DISPLAY	○
GARMIN VHF/AIS WITH LOUDSPEAKER	○
ANCHORLIFT WINDLASS CONTROLLER	○

ELECTRICAL

12V ELECTRICAL BY MASTERVOLT WITH CZONE DISTRIBUTION AND DIGITAL SWITCHING INCLUDING CUSTOM MOBILE APP INTERFACE FOR ALL DIGITAL SWITCHING, LIGHTS, FRESHWATER, BLACKWATER, FUEL, BATTERIES, SHOREPOWER

1 X 90AH MASTERVOLT AGM ENGINE BATTERY	●
3 X 90AH MASTERVOLT AGM SERVICE BATTERIES	●
1 X APPLE IPAD MINI WITH CZONE INTERFACE	●
3 X REMOTE MAIN SWITCHES	●
1 X LOPOLIGHT LED NAV LIGHT SET	●
FISCHER PANDA 8KW GENSET	○

75AH MASTERVOLT AGM GENSET STARTER BATTERY	○
220V EARTH LEAKAGE SWITCH	○
50A SHOREPOWER CABLE	○
MASTERVOLT CHARGER/INVERTER 12-220/2000W SERVICE BATTERIES 100A EACH	○
MASTERVOLT CHARGER GENSET BATTERIES 25A	○
TRANSFORMER 110V-220V/220V-110V FREQUENCY CONVERTER FOR EU/U.S. 50/60HZ	○

ENGINE ROOM

1 X PREFILTER	●
2 X ENGINE ROOM LIGHTS	●
1 X AUTOMATIC FIRE EXTINGUISH SYSTEM	●
1 X AUTOMATIC BILGE PUMP WITH ALARM AND SENSOR	●
1 X MANUAL BILGE PUMP	●
220V/110V OUTLET	○
FISCHER PANDA 8KW GENSET	○
PREFILTER FOR GENSET	○
SEACOCK FOR GENSET SEA WATER	○
SEA WATER STRAINER	○

● STANDARD ○ OPTIONAL





P O W E R B O A T S