AIRCRAFT CARRIERS

BOOKLET OF GENERAL PLANS

U.S.S. Lexington (CV2)
U.S.S. Saratoga (CV3)

World War II Aircraft Carriers - Booklets of General Plans

CV2 - U.S.S. Lexington 3
CV3 - U.S.S. Saratoga 20

This booklet contains the general plans for 2 World War II aircraft carriers. It is offered free of charge courtesy of USGOVPUB.COM

ALTERATIONS

NAVY YARD	DATE	DESCRIPTION	APPRD
NY.P.S	3-24-36	RETRACED AND CORRECTED TO 10-8-35 AND REVISED TO CONFORM WITH BU.C&R. LETTER NO. S1-3-(4)(R) EN7/A2-11(279) OF 24 JAN. 1936, AND B.U. C.& R. LETTER S1-3-(4)(OC) EN7/A2-11 OF 20 MARCH 1933.	
NY.P.S.		SEARCHLIGHT PLATFORM ON STACK DELETED. NEW BARRIERS, WRECKING GEAR & DECK EA. ADDED. 5"/51 GUNS NOS. 1 & 2 DELETED. ADDED 4-.50 CAL. & 2-3"/50 ANTIAIRCRAFT GUNS. MISCELLANEOUS CREWS' ACCOMMENTS AND NUMBERS MODIFIED AND OTHER MINOR CHANGES. DIRECTED TO WHS.	
P.S.N.Y.		TOP OF PILOT HOUSE: PLAN PLAT. EXTENDED. 2ND PLATFORM: CHANGED A-10M TO 5"/50 CAL. A.A. AMM. MAGAZINE: HALON FLOOD SYSTEM INSTALLED. HALON NOZZLES RELOCATED TO STBD. KNOX NITROGEN CHANGED TO TOXIC GAS TO H-ST-S. 2ND DECK: DELETED TRANSOMS IN C.P.O. QUARTERS, CABINS, A-501 AND A-502. ADDED D-345 A TO G.S.K. STORES. CHANGED D-347 A TO SHIPS STORES. 2ND. DECK: DELETED CAPSTAN ROOM. MIDDLE HALF DECK: CHANGED A-0-103-L TO CRAW CHANGED D-106-A TO LAUNDRY ISSUE ROOM. UPPER HALF DECK: RELOCATED WM. BKD. IN A-0103-A. MAIN DECK: ADDED 3-3"/50 A.A. GUN ON GUN PLATFORMS ADDED 20 MM. GUN EXTENDED FORWARD GUN PLATFORM. FLIGHT DECK: RELOCATED CRASH BARRIERS. ADDED LIFE NETTINGS P.& S. SIDES. BRIDGE: CHANGED TOP OF DECK HOUSE & SALUTING GUN PLATFORM. ADDED 50 CAL. A.A. MACHINE GUNS ON TURRET TOP. AND OTHER, MISCELLANEOUS MINOR CHANGES.	
P.S.N.Y.	5-7-41	2 NO. PLATFORM: CHANGED A-50M TO 5"/50 CAL. A.A. AMM. D-51-A TO D-51-M MAGAZINE CHANGED D-51-E TO 5" A.A. AMM. D-51-N. 3RD. DECK: DELETED TRANSOMS IN C.P.O. QUARTERS, CABINS, A-501 AND A-502. ADDED D-345 A TO G.S.K. STORES. CHANGED D-347 A TO SHIPS STORES. 2ND. DECK: DELETED CAPSTAN ROOM. MIDDLE HALF DECK: CHANGED A-0-103-L TO CRAW CHANGED D-106-A TO LAUNDRY ISSUE ROOM. UPPER HALF DECK: RELOCATED WM. BKD. IN A-0103-A. MAIN DECK: ADDED 3-3"/50 A.A. GUN ON GUN PLATFORMS ADDED 20 MM. GUN EXTENDED FORWARD GUN PLATFORM. FLIGHT DECK: RELOCATED CRASH BARRIERS. ADDED LIFE NETTINGS P.& S. SIDES. BRIDGE: CHANGED TOP OF DECK HOUSE & SALUTING GUN PLATFORM. ADDED 50 CAL. A.A. MACHINE GUNS ON TURRET TOP. AND OTHER, MISCELLANEOUS MINOR CHANGES.	

PAGE 1

SERIAL NO CV-2

U.S.S. LEXINGTON-CV2

BOOKLET OF GENERAL PLANS

Re-Stamp Letter CV-2/3
Re-Stamp 11 June 1941
12 July 1941
19 July 1941

"RESTRICTED"

NOTE: IF COPY OF THIS BOOKLET IS DESTROYED OR CUSTODY CHANGED, THE YARD BY WHOM ISSUED SHOULD BE SO NOTIFIED

ACCOUNTABLE

NUMBER & ORDER OF PLANS	PAGE
COVER & TITLE PAGE	1
GENERAL INFORMATION	2
OUTBOARD PROFILE PORT SIDE	3
OUTBOARD PROFILE STBD SIDE	4
INBOARD PROFILE	5
BRIDGE DECKS	6
FLIGHT DECK	7
MAIN DECK	8
UPPER HALF DECK	9
MIDDLE HALF DECK	10
SECOND AND HANGAR DECKS	11
THIRD DECK	12
INCLINED PROTECTIVE PLATFORM	13
FIRST PLATFORM	14
SECOND PLATFORM	15
HOLD	16
INNER BOTTOM	17

PREPARED AT
NAVY YARD PUGET SOUND

RETRACED FROM BOOKLET BU.C&R. NO. 123062 & TYPED, PREPARED BY
BETHLEHEM SHIPBUILDING CORP.

TRACED: Gustaf Schmidt
CHECKED: Paul P. Simmons
SUPERVISOR: N.E. Easley
CHIEF DRAFTSMAN: H. Hoheisen
DATE: 3-26-36

APPROVED: R. Manson, CAPT. USN
PLANNING OFFICER

BUC&R.NO. 123062

GENERAL DIMENSIONS

LENGTH BETWEEN PERPENDICULARS	850'-0"
LENGTH OVER ALL	887'-8½"
PROJECTION FORWARD OF F.P.	32'-8½"
PROJECTION AFT OF A.P.	5'-0"
BREADTH-EXTREME (AT FLYING DECK)	105'-11¼"
BREADTH-EXTREME OVER BREAK WATER ON STBD. SIDE	106'-11⅝"
MEAN DRAFT TO BOTTOM OF KEEL ON MEAN TRIAL DISPLACEMENT	27'-9 7/32"
RUDDER AXIS FOR'D OF A.P.	28'-0"
INB'D. SHAFT STRUTS FOR'D. OF A.P. (CENTERS)	57'-8"
OUT BD. " " " " "	137'-8"
PROPELLERS (INB'D.) (CENTERS)	12" FOR'D OF FR. 200
" (OUT BD) "	12" " " " 180

HEIGHTS ABOVE NORMAL W.L. (27'-8½" ABOVE BOTTOM OF KEEL)

MAST: TOP OF FLAGSTAFF	179'-0 9/16"
MAST: TOP OF TRUCKLIGHT	170'-6 9/16"
MAST: ℄ OF YARD ARM	160'-5 9/16"
MAST: TOP OF TRUCK LIGHT HOUSED	128'-10½"
5" FIRE CONTROL PLATFORM FOR'D.	119'-5 13/16"
5" FIRE CONTROL PLATFORM AFT	96'-5 13/16"
8" FIRE CONTROL PLATFORM FOR'D.	102'-0 13/16"
8" FIRE CONTROL PLATFORM AFT.	80'-3 13/16"
SEARCHLIGHT PLATFORM ON TRIPOD	94'-2 13/16"
SEARCHLIGHT & MACH. GUN PLATFORM ON FUNNEL	110'-1"
NAVIGATING BRIDGE	75'-4 1/16"
CONNING TOWER, PORTABLE PLATFORM	66'-3 13/16"
TOP OF FLIGHT DECK PLANKING AT STEM	47'-0 9/16"
TOP OF FLIGHT DECK PLANKING AT STERN	46'-11⅞"

COMPLEMENT

COMMANDING OFFICER	1
WARDROOM OFFICERS	42
JUNIOR OFFICERS (ENSIGN)	21
WARRANT OFFICERS	18
TOTAL SHIPS OFFICERS	82
AVIATION OFFICERS:	
WARDROOM OFFICERS	94
JUNIOR OFFICERS	21
TOTAL AVIATION OFFICERS	115
TOTAL OFFICERS	197

CREW

SERVICE BRANCH	SHIP FORCE		AVIATION		AIRCRAFT SQUADRONS AND FLAG		SUMMARY OF C.P.O. & CREW	
	C.P.O.	CREW	C.P.O.	CREW	C.P.O.	CREW	C.P.O.	CREW
SEAMAN	11	467	1	134	3	194	15	873
ARTIFICER	14	182	1		12	40	25	211
ENGINEER	24	400	–		1	1	25	440
COMMISSARY	2	26	–			4	2	33
SPECIAL	11	85	[illegible]	2	8	26	19	112
MESSMEN	-	53				43		92
AVIATION	11	46			27	167	38	208
MARINE	2	83					2	83
TOTAL							126	2047

SMALL BOATS

NO.	SIZE	MEN EACH	MEN TOTAL
4	50 FT. MOTOR LAUNCHES	190	760
5	40 FT. MOTOR BOATS	37	185
1	40 FT. MOTOR LAUNCHES	90	90
2	36 FT. MOTOR LAUNCH	70	140
2	30 FT. MOTOR LAUNCH	40	80
2	26 FT. MOTOR WHALE BOATS	22	44
2	14 FT. PUNTS		
	TOTAL CAPACITY		1299

FIRE PLUGS

PLUG Nº	DECK	SIDE	FRAME	COMPT.
6-68	HOLD	S	68	A 80 E
6-76-1	DO.	S	76	B 1
6-76-2	DO	P	76	B 2
6-89-1	DO	S	88-89	B 3
6-89-2	DO	P	88-89	B 4
6-91-1	DO	S	91-92	B 5
6-91-2	DO	P	91-92	B 6
6-103-1	DO	S	102-103	B 7
6-103-2	DO	P	102-103	B 8
6-105-1	DO	S	105	B9
6-105-2	DO	P	105	B10
6-117-1	DO	S	116-117	B11
6-117-2	DO	P	116-117	B12
6-119-1	DO	S	119-120	B13
6-119-2	DO	P	119-120	B14
6-132-1	DO	S	131-132	B15
6-132-2	DO	P	131-132	B16
4-49	FIRST PLATFORM	S	49-50	A-426-T
4-50	DO	P	49-50	A-426-T
4-61-1	DO	P	61-62	A-443-T
4-61-2	DO	S	61-62	A-444-T
3-48	THIRD DECK	S	48-49	309-L
3-40	DO	P	40-41	A-308-L
3-66-1	DO	S	66-67	A-312-E
3-66-2	DO	P	66-67	A-312-E
3-79-1	DO	S	79-80	B-1
3-79-2	DO	P	79-80	B-306-T
3-89	DO	S	89-90	B-3
3-93	DO	P	93	B-324-T
3-105	DO	S	105-106	B-9
3-121	DO	P	121	C-322-T
3-133	DO	S	133-134	D-301-A
3-137	DO	P	137-138	D-301-A
3-143-2	DO	P	143-144	D-301-A
3-143-1	DO	S	143-144	D-301-A
3-160-2	DO	P	160-161	D-322-A
3-160-1	DO	S	160-161	D-322-A
3-170	DO	P	170-171	D-322-A
3-173	DO	S	173-174	D-340-E
3-176	DO.	P	176-177	D-340-E
2-37	SECOND DECK	P	37-38	A-207-L
2-49	DO.	S	49-50	A-210-L

PLUG Nº	DECK	SIDE	FRAME	COMPT.
2-63-1	SECOND DECK	S	63-64	A 212-T
2-63-2	DO	P	63-64	A 212-T
2-79	DO	S	79-80	B 201
2-83	DO	P	83-84	B 201
2-88	DO	S	88-89	B 201
2-94	DO	P	94-95	B 201
2-96	DO	P	96-97	B 208-T
2-107	DO	P	107-108	B 214-T
2-121-1	DO	S	121-122	B 201
2-121-2	DO	P	121-122	B 201
2-124	DO	P	124-125	B 218-T
2-138	DO	P	138-139	B-224-T
2-144	DO	S	144-145	B-201
2-145	DO	P	145-146	C-208-T
2-161	DO	P	161-162	B-201
2-170-1	DO	S	170-171	B-201
2-170-2	DO	P	170-171	B-201
2-186-1	DO	S	186-187	D-201-B
2-186-2	DO	P	186-187	D-201-B
1-23	MIDDLE HALF	S	23-24	A-107-L
1-36	DO	P	36-37	A-108-L
1-48	DO	P	48-49	A-109-L
1-61	DO	S	61-62	A-111-L
1-63	DO	S	63-64	A-111-L
1-79	DO	P	79-80	B-102-L
1-113	DO	P	113-114	B-112-L
1-124	DO	P	124-125	B-114-L
1-144-2	DO	P	144-145	C-104-TL
1-144-1	DO	S	144-145	C-103TL
1-159	DO	P	159-160	C-110-L
1-162	DO	S	162-163	C101ML
1-170	DO	P	170-171	C110L
1-171	DO	S	171-172	C107L
1-186	DO	S	186-187	D-103-E
1-187-1	DO	P	187-188	D-102-E
1-187-2	DO	P	187-188	B-201
1-201	DO	P	201-202	D-108-T
01-26	UPPER HALF	S	26-27	A-0111-L
01-37	DO	P	37-38	A-0112-L
01-47	DO	P	47-48	A-0113-L
01-63-1	DO	S	63-64	A-0115TL
01-63-2	DO	P	63-64	A-0115-TL

PLUG Nº	DECK	SIDE	FRAME	COMPT.
01-83	UPPER HALF	P	83-84	BOAT RECESS
01-111	DO	P	111-112	DO
01-125	DO	P	125-126	DO
01-144-1	DO	S	144-145	DO
01-144-2	DO	P	144-145	DO
01-158	DO	S	158-159	C-0105 T
01-159	DO	P	159-160	C-0104 T
01-172	DO	P	172-173	C-0106 L
01-173	DO	S	173-174	C-0107 L
01-186	DO	S	186-187	D-0101 E
01-187	DO	P	187-188	D-0102 E
01-200	DO	P	200-201	D-0103 T
02-9	MAIN DECK	S	9-10	A-0201-E
02-26	DO	S	27-27	A-0203L
02-31	DO	S	31-32	WEATHER
02-37	DO	P	37-38	A-0204 L
02-39	DO	P	39-40	WEATHER
02-47	DO	P	47-48	DO.
02-48	DO	P	48-49	A-0205L
02-55	DO	P	54-55	WEATHER
02-57	DO	S	57-58	A0207M
02-62	DO	P	62-63	A-0206L
02-63	DO	S	63-64	A-0206L
02-82	DO	S	82-83	B-0203TL
02-83	DO	P	83-84	BOAT RECESS
02-95	DO	P	95-96	DO.
02-112-1	DO	S	112-113	B-0209-L
02-112-2	DO	P	112-113	BOAT RECESS
02-124	DO	S	124-125	B0212L
02-126	DO	P	126-127	BOAT R.
02-134-1	DO	S	134-135	B0219M
02-134-2	DO	P	134-135	BOAT RECESS
02-142	DO	P	142-143	DO
02-144	DO	S	144-145	DO
02-158	DO	S	158-159	C0205T
02-159	DO	P	159-160	C0206T
02-168	DO	S	168-169	WEATHER
02-172	DO	P	172-173	DO
02-186	DO	P	186-187	DO
02-187	DO	S	187-188	D0201-L
02-194	DO	S	193-194	WEATHER
02-203	DO	P	203-204	D0202-L

PLUG Nº	DECK	SIDE	FRAME	COMPT.
03-50	FLYING DECK	S	49-50	WEATHER
03-61	DO	S	61-62	DO
03-81	DO	S	82-82	DO
03-96	DO	S	96-97	DO
03-111	DO	S	111-112	DO
03-126	DO	S	126-127	DO

RECAPITULATION OF FIRE PLUGS

HOLD	17
FIRST PLATFORM	4
THIRD DECK	19
SECOND DECK	21
MIDDLE HALF DECK	18
UPPER HALF DECK	17
MAIN DECK	30
FLYING DECK	6
TOTAL	132

U.S.S. LEXINGTON
GENERAL INFORMATION

U.S.S. LEXINGTON
OUTBOARD PROFILE PORT
SCALE: $\frac{1}{16}$" = 1'-0"

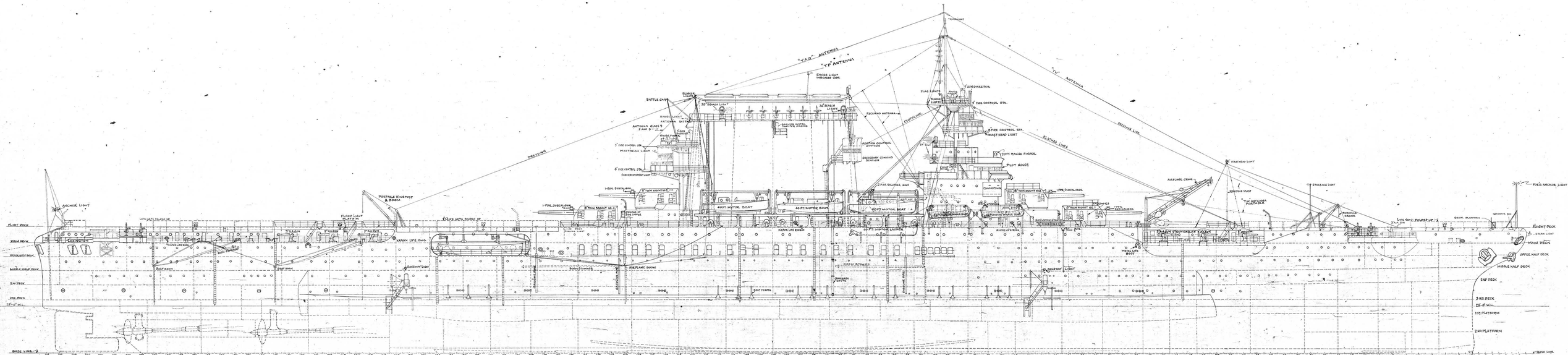

U.S.S. LEXINGTON
OUTBOARD PROFILE STARBOARD
SCALE : 1/16" = 1'-0"

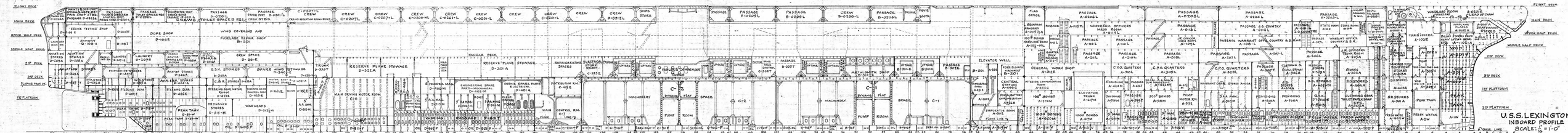
FLIGHT DECK
MAIN DECK
UPPER HALF DECK
MIDDLE HALF DECK
2ND DECK
3RD DECK
4TH DECK
PLATFORM
2ND PLATFORM
HANGAR DECK
PASSAGE
STORES
MACHINERY
SPACE
PUMP ROOM
DYNAMO ROOM
MAIN DRIVING MOTOR ROOM
RESERVE PLANE STOWAGE
WING COVERING AND FUSELAGE REPAIR SHOP
ENGINEERING SPARE PARTS MACHINERY
ELECTRICAL SPARE PARTS
ELEVATOR WELL
METALSMITH SHOP
GENERAL WORK SHOP
WARDROOM OFFICERS MESS ROOM
C.P.O. QUARTERS
CREW SPACE
TOILET SPACES
WARRANT OFFICERS COUNTRY & B.R.
WINDLASS ROOM
CHAIN LOCKERS
PEAK TANK
FRESH WATER TANK
FLIGHT DECK
MAIN DECK
UPPER HALF DECK
MIDDLE HALF DECK
2ND DECK
3RD DECK
4TH DECK
1ST PLATFORM
2ND PLATFORM
U.S.S. LEXINGTON
INBOARD PROFILE
SCALE: 1/8" = 1'-0"
CASE LINE

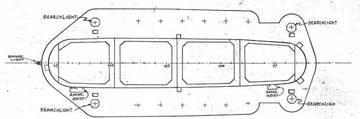

A.A. MACH. GUN & SEARCH LIGHT PLATFORM

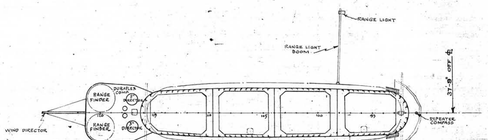

5" FIRING CONTROL STATION

FLYING OFF DECK STATION NO. 4

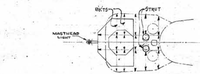

TOP OF 8" FIRING CONTROL STATION

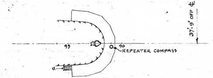

SECONDARY CONNING STATION

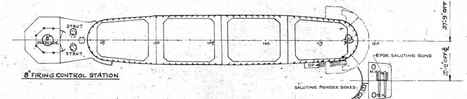

8" FIRING CONTROL STATION

SALUTING GUN PLATFORM

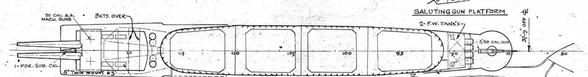

TOP OF DECK HOUSE.

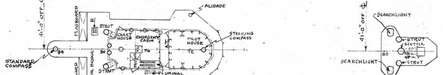

NAVIGATING BRIDGE

SEARCHLIGHT PLATFORM

COMMUNICATION PLATFORM

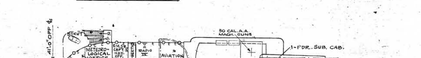

METEOROLOGICAL PLAT.

FLAG PLOTTING STATION TOP OF PILOT HOUSE.

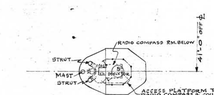

LOWER TOP FORWARD 5" FIRE CONTROL STATION

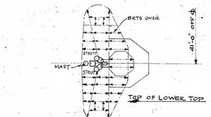

TOP OF LOWER TOP

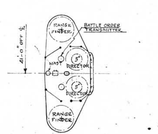

UPPER TOP FORWARD 5" FIRE CONTROL STATION

U.S.S. LEXINGTON
BRIDGE DECKS
SCALE: 1/8" = 1'-0"

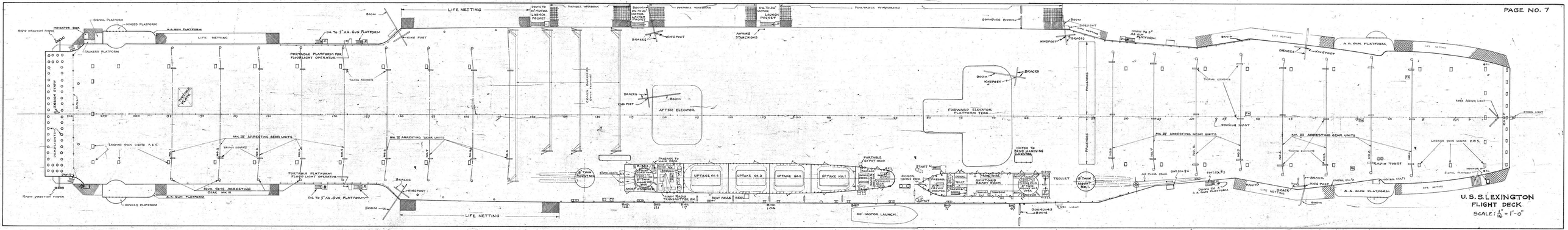
LIFE NETTING
PORTABLE PLATFORM FOR FLIGHT LIGHT OPERATION
MK III ARRESTING GEAR UNITS
MK IV ARRESTING GEAR UNITS
FORWARD ELEVATOR PLATFORM TEAK
AFTER ELEVATOR
UPTAKE NO. 4
UPTAKE NO. 3
UPTAKE NO. 2
UPTAKE NO. 1
40' MOTOR LAUNCH
AVIATORS READY ROOM
HATCH TO HAND HANDLING ELEVATOR
U. S. S. LEXINGTON
FLIGHT DECK
SCALE: 1/16" = 1'-0"

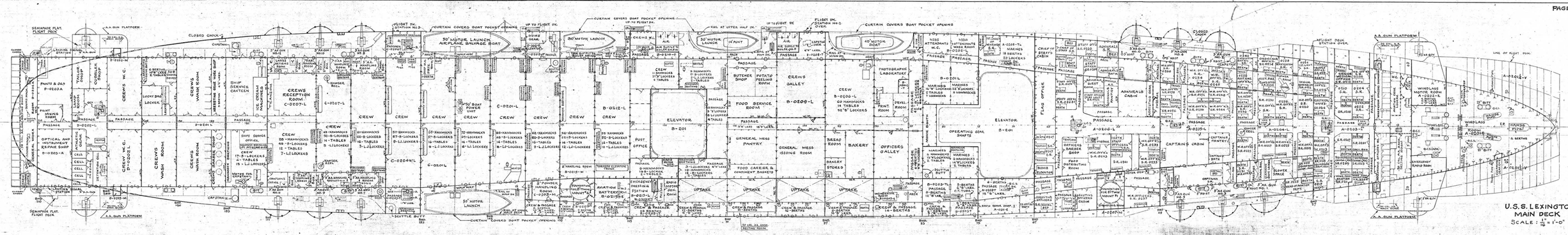
SEMAPHORE PLAT. FLIGHT DECK
A.A. GUN PLATFORM
CLOSED CHOCK
CURTAIN
LANDING SIGNAL STATION
3"/50 GUN
FLIGHT DK. STATION NO. 3
CURTAIN COVERS BOAT POCKET OPENING
50' MOTOR LAUNCH AIRPLANE SALVAGE BOAT
UP TO FLIGHT DK.
30' MOTOR LAUNCH
CREWS W.C.
AIR SUPPLY MANIFOLD
FLIGHT DK. STATION NO. 2
CURTAIN COVERS BOAT POCKET OPENING
30' MOTOR LAUNCH
CREWS W.C.
AIR SUPPLY MANIFOLD
FUEL AT UPPER HALF DK.
UP TO FLIGHT DK.
40' MOTOR BOAT
FLIGHT DK. STATION NO. 1
CURTAIN COVERS BOAT POCKET OPENING
LINE OF FLIGHT DECK
PAINTS & OILS
OPTICAL AND INSTRUMENT REPAIR SHOP
CONTROLLER SHOP
TAILOR SHOP
SHOE SHOP
LUNCH BAR
CREWS W.C.
CREWS WASH ROOM
SHIP SERVICE CANTEEN
CREWS RECEPTION ROOM
CREW
CREWS W.C.
CREWS WASH ROOM
SHIP SERVICE OFFICE
MOTOR BOAT STOWAGE
ELEVATOR
POST OFFICE
BUTCHER SHOP
POTATO PEELING ROOM
FOOD SERVICE ROOM
GENERAL MESS PANTRY
GENERAL MESS
FOOD CARRIERS & CONDIMENT BASKETS
CREWS GALLEY
BAKERY
BREAD ROOM
BAKERY STORES
OFFICERS GALLEY
PHOTOGRAPHIC LABORATORY
PRINT ROOM
DEVEL. ROOM
CREW
MARINES
MARINES
OPERATING GEAR SHAFTS
ELEVATOR
NISS ATTENDANTS W.C.
NISS WASH ROOM
CHIEF OF STAFF'S CABIN
FLAG OFFICER
ADMIRAL'S CABIN
CAPTAIN'S CABIN
OFFICERS MESS
OFFICERS MESS DISTRIBUTING ROOM
WINDLASS MOTOR ROOM
WINDLASS
HAWSE PIPES
A.A. GUN PLATFORM
U.S.S. LEXINGTON
MAIN DECK
SCALE: 1/16 = 1'-0"

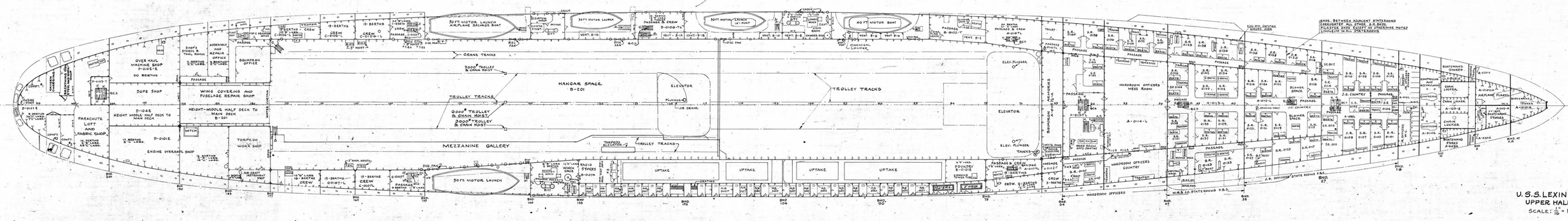
OVER HAUL MACHINE SHOP D-0101-E
NO SMOKING
DOPE SHOP
PARACHUTE LOFT AND FABRIC SHOP
D-0101-E
D-0102 HEIGHT MIDDLE HALF DECK TO D-201
D-0101 E
ENGINE OVERHAUL SHOP
SHOP'S STORES & TOOL ROOMS
ASSEMBLY AND REPAIR OFFICE
SQUADRON OFFICE
WING COVERING AND FUSELAGE REPAIR SHOP
HEIGHT-MIDDLE HALF DECK TO MAIN DECK D-201
TORPEDO WORK SHOP
SOFT MOTOR LAUNCH AIRPLANE SALVAGE BOAT
SOFT MOTOR LAUNCH
SOFT MOTOR LAUNCH 14' PUNT
40 FT MOTOR BOAT
SOFT MOTOR LAUNCH
CRANE TRACKS
3000# TROLLEY & CHAIN HOIST
TROLLEY TRACKS
HANGAR SPACE B-201
ELEVATOR
PLUNGER
JIB CRANE
MEZZANINE GALLERY
TORPEDO ELEVATOR
TROLLEY TRACKS
ELEV. PLUNGER
ELEVATOR
ELEV. PLUNGER
TANKS
UPTAKE
UPTAKE
UPTAKE
UPTAKE
WARDROOM OFFICERS MESS ROOM
WARDROOM OFFICERS COUNTRY
WARDROOM OFFICERS
WARDROOM STATEROOMS
J.O. OFFICERS' STATE ROOMS
J.O. COUNTRY
CHIEFS' QUARTERS
SINGLE OFFICERS' STATEROOMS
BNDS. BETWEEN ADJACENT STATEROOMS CONSECUTIVELY ALL OTHER B.H.D. PLASTER ON BOTH SIDES AS SHOWN. MOVEMENT IN ALL STATEROOMS
U.S.S. LEXINGTON
UPPER HALF DECK
SCALE: 1/16 = 1'-0"

U.S.S. LEXINGTON
MIDDLE HALF DECK
SCALE: $\frac{1}{16}$" = 1'-0"

U.S.S. LEXINGTON
2ND. & HANGER DECK
SCALE : 1/16" = 1'-0"
HANGAR DECK
FROM FR. 67 TO FR. 173
INSIDE OF LONGITUDINAL BHDS.
LOCATED ABT. 4'-0" ABOVE 2ND. DECK.
CREW SPACE
138 MEN
LAUNDRY
D-207E
4 BERTHS
4 "D" LOCKERS
AVIATION STORES
D-208 A
S.D. STORES
G.S.K. STORES
D-340-E
SPARE WING STOWAGE
D-201-L
D-204 A
ELEVATOR
ELEVATOR WELL
FOR SHIPPING MACHINERY
B-201
30' SAILING WHALE BOAT
STOWED IN PORTABLE CRADLES
W.T. HATCH
CRANE TRACK OVER
SCUTTLE BUTT
MAIN ISSUING ROOM
QUARTER DK.
C.P.O. MESS ROOM
SICK BAY
28 - BERTHS
OPERATING ROOM
DENTAL OFFICE
PRINTING OFFICE
DISPENSARY
DOCTOR'S OFFICE
ISOLATION WARD
WARD ROOM OFFICERS TRUNK ROOM
JR. OFFICERS TRUNK ROOM
S.D. STORES
VOID
LINE OF MIDDLE HALF DECK
LINE OF 2ND DECK
LINE OF SHELL AT MIDDLE HALF DECK
HAMMOCK BERTHING
PIPES, RODS, TUBES, METALS & ESCAPE
AIR DUCT
UPTAKE
VEGETABLES
CONNING TOWER TUBE
NAVAL STORES A-219 A
18"x18" W.T. SERVING WINDOW
5" AMM. HOISTS PUSHER TYPE
C.P.O. WASH ROOM
ORDNANCE STORES
C.P.O. PANTRY
BOMB ELEVATOR
GANGWAY PASSAGE A-213-T
TOP OF ELEVATOR MACH. ROOM

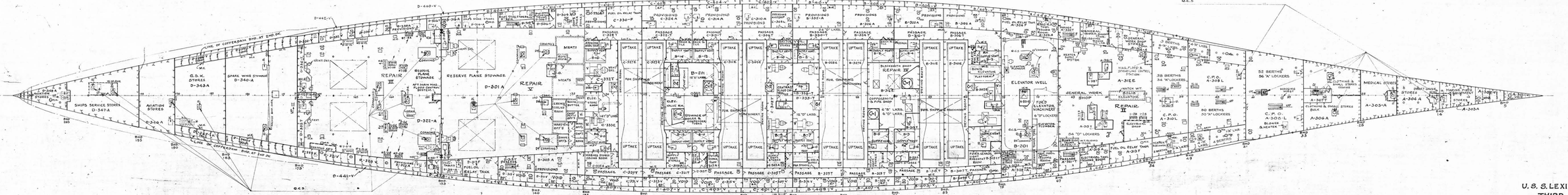

U. S. S. LEXINGTON
THIRD DECK
SCALE: 1/8"=1'-0"

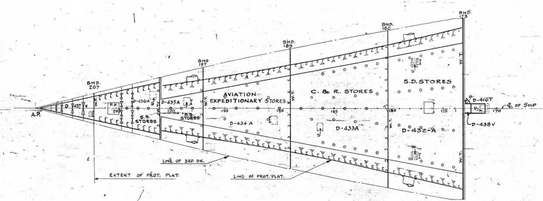

U.S.S. LEXINGTON

INCLINED PROTECTIVE PLATFORM

SCALE : $\frac{1}{16}$" = 1'-0"

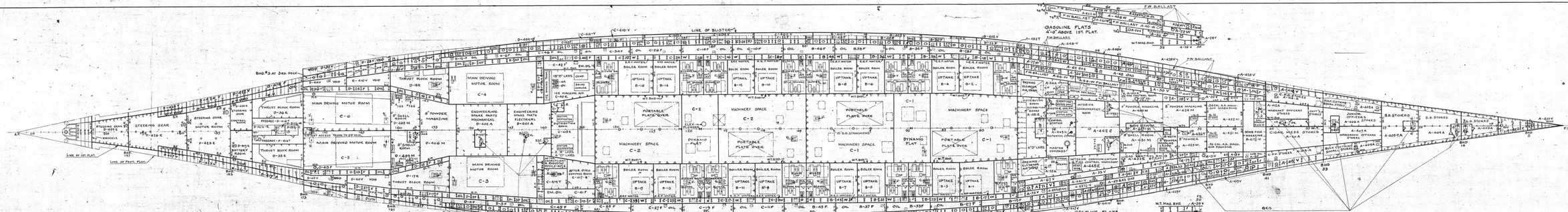

U.S.S. LEXINGTON
FIRST PLATFORM DECK
SCALE: $\frac{1}{16}$"=1'-0"

U. S. S. LEXINGTON
2ND. PLATFORM
SCALE: 1/16" = 1'-0"

U.S.S. LEXINGTON

HOLD

SCALE: $\frac{1}{16}$" = 1'-0"



U.S.S. LEXINGTON
INNER BOTTOM EXPANDED.
SCALE: $\frac{1}{16}$" = 1'-0"

ALTERATIONS

SHIPYARD	DATE	DESCRIPTION	APPRVD
NYPS	4-13-34	RETRACED AND CORRECTED TO 1-14-36. REVISED TO CONFORM BU. C & R LET. NO. S1-3 (40) RESN (9/62-11 (27)) OF 24 JAN 1934 AND BU. C&R LET S1-3 (40) RESN (9/62-11) OF 20 MARCH 1937	
NYPS.		CORRECTED TO 4-6-40 USER. 1937 - INNER BOTTOM: A-52 TO A-132 V DELETED, COMPT. A-134 T ADDED. HOLD: COMPT. A-113 T ADDED, PISONETER LOG TRUNK. MAIN DECK: COMPT. A-73 T ADDED, PISONETER LOG TRUNK. SHIPPING PROT. PLATE: D-4-54 CHANGED TO D-4A-57 (SEE D-4-57A) TO AIRPLANE STORES. MIDDLE HALF DECK: PHYSICAL TRAN. ROOM BULKHEADS RET. ROOM FR. 56-66 ADDED, LAUNDRY (WASHING BOATS) SHOWN IN D-10-54 & D-10-A. UPPER HALF DECK: SHIPFITTERS SHOP SHOWN IN D-10-54, & D-14 SHOP. DELETED. FLIGHT DK.: FR. 56-66 ADDED, AIRPLANE STORES (SEE D-4-57A) TO B. (MAIN) MACH. ARRESTING GEAR CONTROL STATIONS ADDED. BRIDGES: 26'-0" BRIDGE DELETED. GEN. INFO.: SHIP'S COMPANY, OFFICERS, & SHOP DELETED 84 FR. FR. 82-92, & ADDED. 1 BOAT STOWAGE (LIFE), SHIP MISCELL. & MINOR CHANGES ADDED	
PSNY		1st PLATE: A-103 CHANGED TO A-103 T, A-104 CHANGED TO A-104 T, A-105 CHANGED TO A-105 T, A-106 CHANGED TO A-106 T, ALL DELETED. 2nd PLATE: A-107 CHANGED TO A-107 T, A-108 CHANGED TO A-108 T, A-109 CHANGED TO A-109 T, ALL DELETED. FOR PERSONNEL OFFICE. 3rd PLATE: A-110 CHANGED TO A-110 T, A-111 CHANGED TO A-111 T, ALL DELETED. FOR FLIGHT DK. ARRESTING GEAR OPERATING STATIONS. 5A & 5A ADDED. BARRIERS 1A, 2A, 3A AND 4A RELOCATED. OTHER MINOR CHANGES ADDED.	
		INSIDE BOTTOM: CHANGED ALL FR. STRUCK THRU, IN SUPPLY BUTTON TO R.O. STORAGE TANKS HOLD: CHANGED 8-18-W AND C-23-W TO D-18-F AND C-23-F CONTAMINATED OIL TANKS. DELETED WITER A-84-V, A-87-V, AND A-89-V. FIRST PLAT: ATTERED COMPTS. A-46-M, A-47-T, AND A-48-M, ADDED 11 SWM. SECOND PLAT: ADDED 1 SWM. THIRD DECK: CHANGED C-50-V TO E. BOILING OFFICE, ADDED 11 MAN HOIST, FR. 1/3-11. SECOND DECK: CHANGED D-26-S TO LAUNDRY WASHING BAL. DELETED ALL WATERTI MIDDLE HALF DECK: CHANGED DOR. LVL. TO MILK PANT STORES, CHANGED D-12-E AND D-16-F TO CABIN SPACE, CHANGED A-86-L TO MARINE QUARTERS; CHANGED A-87-L TO CABIN SPACE, CHANGED A-87-M TO PERMANENT JOINER BULKHEAD COMPANY CONTROL AND A & E OFFICES. UPPER HALF DECK: CHANGED DOOR IN OFFICE TO LAUNDRY STORES, CHANGED ASPHALTICAL TEST SHIP TO HARDING ASSESSMENT, CHANGED D-20-F-T TO NOTES AND OTHER MINOR CHANGES	
NSNY	8-6-41	MAIN DECK: ADDED 1 MACH. GUN PLATFORM, ADDED GALLOCTIC SHIELDS AROUND GUNS, CHANGED D-8-Q TO D-8-Q-E RADIO TRANSMITTER ROOM. ADDED GUN PLATFORMS AFT P & S. LENGTHENED SHOP AT STERN, ADDED COMPT. D-10-Q-1-L. FLIGHT DECK: WIDENED DECK FORWARD AND EXTENDED DECK AT STERN. ADDED 1 MACH. GUN PLATFORM AFT. ADDED 1 MACH. GUN PLATFORM ON BRIDGE AND SUPERSTRUCTURE: ADDED RADIO DIRECTION FINDER STATION ON PILOT HOUSE TOP. ADDED TRANSMITTER STATION ON HANGARS. GUN PLATFORMS ON RAMPTAINER. PLATFORM. ADDED CRASH RADIO CONTROL ROOM ON PORT SIDE OF HANGAR AT STERN. SUFFIX OF FOLLOWING CHANGED FROM V TO W: A-22W, A-84W, A-93W, A-96W, A-97W, A-98W, A-99W, A-101W, A-70W, A-73W, A-84W, A-85W, A-45W, A-46W, A-47W, A-48W, A-49W, A-50W, A-51W, A-52W, A-53W, A-54W, A-55W, A-56W, AND OTHER MINOR CHANGES	

ALTERATIONS

YARD	DATE	DESCRIPTION	APPRVD
PSNY	11-24-41	LEAD LINE & FRAME FINDER PLATE-RADIO ROOM ADDED. COMPASS PLAT.—CATWALK FROM COMPASS PLAT. TO CHART CONT. RM. ADDED. GUN CONTROL PLAT.—ENLARGED FOR RADIO RM. & CHANGED TO AIR PILOT. FIRE CONTROL STA.—FC. ANTENNA FOUNDATION ADDED. FLIGHT DECK—ADDED 1 MACH. GUN PLATFORM AFT. ADDED. A/T. & F. FIRE CONTROL STA.—ADDED F.C. & R.D. RADAR ROOMS. ALTERED TO CAL. A.A. MACH. GUN PLATFORM. BALLISTIC GUN PLAT.—MOVED BALLISTIC GUNS INBOARD. ALTERED PLAT. DECK HOUSE—CHANGED 3" A.A. GUN TO 1.1 A.A. GUN. ALTERED PLAT. FLIGHT DECK—CHANGED CAPT.'S THEATER TO CLIPPING ROOM. DELETED GASBUG. ELECTRICAL HOIST. MAIN DECK—ADDED PARAVANE HANDLING GEAR. OVERHAUL CHAIN PIPE THROUGH MAIN UPPER HALF & MIDDLE HALF DKS. TO SECOND DECK. CHANGED 1700 AFT & AMIDSHIPT (7 A.A. GUNS) TO 1.1 A.A. GUNS & ADDED 1.1 A.A. GUN AFT. CHANGED 2" A.A. & 5"/38 TO 1.1 A.A. GUNS & ADDED 1.1 A.A. GUN. ROOMS FRAMES 167-181 P.S. UPPER HALF DECK—ADDED 1.1" CLIPPING ROOMS FRAMES 10-13, P.S. HANGER DECK—ADDED BULK ACTING SCUTTLES. FIRST PLATFORM—ADDED HATCH FRAME 24. SECOND PLATFORM—ADDED 1.1 A.A. GUN FWD. FRAME 24—FOR. TO 1.1 A.A. ARM. STOW. AND ADDED 1.1 A.A. GUN HANDLING ROOM A-108-L, FRAMES 11-16, PORT. CHANGED 20 CAL. MACH. GUN ARM STOW. D-51-P, TO 1.1 A.A. ARM. STOWAGE FRAMES 73-77, P.S. AND OTHER MINOR CHANGES	
PSNY		SUB. BBR TRACING MADE AND CORRECTED TO 6-13-42	
PSNY	9/15/56	CORRECTED TO SUIT SHIP. AUTH. U.S.N.D.O. HUNTERS POINT LTR. CV3/S13-2(6635)(code) OF 11 FEB. 1946	
PSNY	AUG 1946	CORRECTED TO SUIT SHIP. C ADDED CROSS SECTIONS, PAGES 18 & 19	

DECLASSIFIED DOD DIR. 5200.9 OF 27 SEPT. 1958

DECLASSIFIED DOD DIR. 5200.9 OF 27 SEPT. 1958

FROM THE COLLECTION OF SAMUEL L. MORISON

ISSUE RECORD



DECLASSIFIED DOD DIR. 5200.9 OF 27 SEPT. 1958

FROM THE COLLECTION OF SAMUEL L. MORISON

FROM THE COLLECTION OF SAMUEL L. MORISON

720

CV3

BOOKLET OF GENERAL PLANS

DECLASSIFIED DOD DIR. 5200.9 OF 27 SEPT. 1958

HNSA thanks Ed Zajkowski for his generous loan of the original document used to create this online version.

"[redacted]"

24 NOV 1944

Return to Radio Section

NUMBER & ORDER OF PLANS	PAGE
COVER	1
GENERAL INFORMATION	2
OUTBOARD PROFILE PORT	3
OUTBOARD PROFILE STBD	4
INBOARD PROFILE	5
BRIDGE DECKS	6
FLIGHT DECK	7
MAIN DECK	8
UPPER HALF DECK	9
MIDDLE HALF DECK	10
SECOND AND HANGAR DECK	11
THIRD DECK	12
INCLINED PROTECTIVE DECK	13
FIRST PLATFORM	14
SECOND PLATFORM	15
KEEL	16
DOUBLE BOTTOM	17
CROSS SECTIONS, FORD.	18
CROSS SECTIONS - AFT	19

PREPARED AT
NAVY YARD PUGET SOUND

RETRACED FROM BOOKLET BU. & E. NO. 12352 A & B. DATED NOV. 1944 AND REVISED TO CONFORM TO CONDITIONS AS FOUND ON THE VESSEL AT THE UNITED STATES NAVAL YARD, PUGET SOUND, BUILDING DOCK

TRACED BY Mildred Brooks
CHECKED BY Paul R. Kennedy
SUPERVISOR [illegible]
CHIEF DRAFTSMAN [illegible]
DATE 9-27-56

[illegible] CHIEF CIVILIAN PLANNING OFFICER

BUSHIPS NO. 112352

LIST OF FIRE HOSE CONNECTIONS

VOID

DECK	SIDE	LOCATION	LABEL PLATE	FR.	DECK	SIDE	LOCATION	LABEL PLATE	FR.	DECK	SIDE	LOCATION	LABEL PLATE	FR.	DECK	SIDE	LOCATION	LABEL PLATE	FR.
FLIGHT	S	AMM. HAND	FIRE PLUG NO.03-61-1A	61½	UPPER HALF	P	PASSAGE	FIRE PLUG NO.01-63-2	63-64	SECOND	P	CREW SPACE	FIRE PLUG NO.2-186-2	186-187	HOLD	S	BOILER RM B9	FIRE PLUG NO.6-104-1	104-105
"	S	OPEN DECK	" " NO.03-61-1B	61½	"	P	PASSAGE	" " NO.01-83-2	83-84	THIRD	S	C.P.O. QUARTER	" " NO.3-40-1	40-41	"	P	" " B10	" " NO.6-104-2	104-105
"	S	OPEN DECK	" " NO.03-81-1	81-82	"	P	PASSAGE	" " NO.01-110-2	110-111	"	S	C.P.O. QUARTER	" " NO.3-48-1	48-49	"	S	" " B-11	" " NO.6-117-1	117-118
"	S	OPEN DECK	" " NO.03-96-1	96-97	"	P	PASSAGE	" " NO.01-125-2	125-126	"	S	ELEC. STO.	" " NO.3-66-1	66-67	"	P	" " B-12	" " NO.6-117-2	117-118
"	S	OPEN DECK	" " NO.03-113-1	113-114	"	P	PASSAGE	" " NO.01-192-2	192-193	"	P	PASSAGE	" " NO.3-66-2	66-67	"	S	" " B-13	" " NO.6-118-1	118-119
"	S	OPEN DECK	" " NO.03-124-1A	124-125	"	S	PASSAGE	" " NO.01-144-1	144-145	"	S	PASSAGE	" " NO.3-78-1	78-79	"	P	" " B14	" " NO.6-118-2	118-119
"	S	AMM. HAND	" " NO.03-124-1B	124-125	"	S	PASSAGE	" " NO.01-159-1	159-160	"	P	PASSAGE	" " NO.3-80-2	80-81	"	S	" " B-15	" " NO.6-132-1	132-133
MAIN	S	WIND. RM.	" " NO.0[illegible]-8-1	8-9	"	P	PASSAGE	" " NO.01-159-2	159-160	"	S	PASSAGE	" " NO.3-90-1	90-91	"	P	" " B-16	" " NO.6-132-2	132-133
"	S	PASSAGE	" " NO.02-26-1	26-27	"	S	CREW SPACE	" " NO.01-169-1	169-170	"	P	PASSAGE	" " NO.3-94-2	94-[illegible]	FLIGHT	S	OPEN DECK	" " NO.03-47-1	47-48
"	S	GUN SPONSON	" " NO.02-31-1	31-32	"	P	CREW SPACE	" " NO.01-169-2	169-170	"	S	PASSAGE	" " NO.3-104-1	104-105	MAIN	P	WIND. RM.	" " NO.02-3-2	3-4
"	S	PASSAGE	" " NO.02-37-2	37-38	"	S	METALSMITH SHOP	" " NO.01-186-1	186-187	"	P	PASSAGE	" " NO.3-[illegible]-2	124-125	"	P	GUN SPONSON	" " NO.02-38-2	38-39
"	P	GUN SPONSON	" " NO.02-47-2	47-48	"	P	PASSAGE	" " NO.01-188-2	188-189	"	S	PASSAGE	" " NO.[illegible]-136-1	136-137	"	S	" "	" " NO.02-44-1	44-45
"	P	PASSAGE	" " NO.02-48-2	48-49	"	P	PASSAGE	" " NO.01-200-2	200-201	"	P	PASSAGE	" " NO.3-136-2	136-137	"	P	" "	" " NO.02-54-2	53-54
"	S	R.S. RM.	" " NO.02-57-1	57-58	MIDDLE HALF	S	W.O. COUNTRY	" " NO.1-23-1	23-24	"	S	CREW SPACE	" " NO.3-143-1	143-144	MAIN	S	GUN PLATF.	FIRE PLUG NO.02-7-1	7-8
"	S	PASSAGE	" " NO.02-63-1	63-64	"	S	W.O. COUNTRY	" " NO.1-37-1	37-38	"	P	[illegible] SPACE	" " NO.3-143-2	143-149	"	P	GUN PLATF.	" " NO.02-7-2	7-8
"	P	PASSAGE	" " NO.02-63-2	63-64	"	P	PASSAGE	" " NO.1-50-1	50-51	"	[illegible]	AIRCRAFT PARTS	" " NO.3-160-1	160-161	"	P	GUN PLATF.	" " NO.02-85-2	85-86
"	S	PASSAGE	" " NO.02-83-1	83-84	"	S	PASSAGE	" " NO.1-63-1	63-64	"	P	AIRCRAFT PARTS	" " NO.3-160-2	160-161	THIRD	P	LOADING MACH. RM.	" " NO.3-171-4	170-171
"	P	PASSAGE	" " NO.02-83-2	83-84	"	P	PASSAGE	" " NO.1-63-2	63-64	"	P	DEGAUS. MTR. GEN	" " NO.3-171-2	171-172	"	S	LOADING MACH. RM.	" " NO.3-171-1	171-172
"	P	CREW SPACE	" " NO.02-95-2A	95-96	"	P	CREW SPACE	" " NO.1-82-2	82-83	"	S	WING REP. SHOP	" " NO.3-173-1	173-174					
"	P	PASSAGE	" " NO.02-95-2B	95-96	"	P	CREW SPACE	" " NO.1-111-2	111-11[illegible]	"	P	WING REP SHOP	" " NO.3-173-2	173-174					
"	P	WALKWAY	" " NO.02-111-2	111-112	"	P	PASSAGE	" " NO.1-124-2	[illegible]-126	HANGAR	P	HANG. SPACE	" " NO.2-79-2	79-80					
"	S	PASSAGE	" " NO.02-112-1	112-113	"	S	HAND. RM.	" " NO.1-1[illegible]	136-137	"	S	HANG. SPACE	" " NO.2-80-1	80-81					
"	S	PASSAGE	" " NO.02-124-1	124-125	"	S	CREW SPACE	" " NO.[illegible]-144-1	144-145	"	S	HANG. SPACE	" " NO.2-90-1	90-91					
"	P	WEATHER	" " NO.02-126-2	126-127	"	P	CREW SPACE	" " NO.1-144-2	144-145	"	P	HANG. SPACE	" " NO.2-95-2A	95-96					
"	S	HAND. RM.	" " NO.02-134-1	134-135	"	P	CREW SPACE	" " NO.1-159-2	159-160	"	S	HANG. SPACE	" " NO.2-118-1	118-119					
"	P	WEATHER	" " NO.02-134-2	134-135	"	S	HAND SPACE	" " NO.1-162-1	162-163	"	P	HANG. SPACE	" " NO.2-123-2	123-124					
"	S	CREW SPACE	" " NO.02-135-1A	135-136	"	S	CREW SPACE	" " NO.1-170-1	170-171	"	S	HANG. SPACE	" " NO.2-143-1	143-144					
"	S	HAND. RM	" " NO.02-135-1B	135-136	"	P	CREW SPACE	" " NO.1-170-2	170-171	"	P	HANG. SPACE	" " NO.2-143-2	143-144					
"	P	WEATHER	" " NO.02-143-2	143-144	"	[illegible]	LUMBER	" " NO.1-181-2	181-182	"	S	HANG. SPACE	" " NO.2-169-1	169-170					
"	S	WEATHER	" " NO.02-144-1	144-145	"	S	WING COVERING & REPAIR SHOP	" " NO.1-183-1	183-184	"	[illegible]	HANG. SPACE	" " NO.2-169-2	169-170					
"	S	PASSAGE	" " NO.02-161-1	161-162	"	S	WIRE AND WELDING SHOP	" " NO.1-186-1	186-187	FIRST PLATFORM	P	PASSAGE	" " NO.4-50-2	50-51					
"	P	PASSAGE	" " NO.02-161-2	161-162	"	P	SAW MILL	" " NO.1-189-2	189-190	"	P	PASSAGE	" " NO.4-61-2	61-62					
"	S	PASSAGE	" " NO.02-169-1	169-170	"	P	PASSAGE	" " NO.1-201-2	201-202	"	S	PASSAGE	" " NO.4-62-1	62-63					
"	P	PASSAGE	" " NO.02-169-2	169-170	SECOND	P	PASSAGE	" " NO.2-37-2	37-38	HOLD	S	EVAP. RM.	" " NO.6-68-1	68-69					
"	S	WEATHER	" " NO.02-185-1	185-186	"	S	PASSAGE	" " NO.2-49-2	49-50	"	S	BOILER RM B-1	" " NO.6-75-1	75-76					
"	P	WEATHER	" " NO.02-185-2	185-186	"	S	PASSAGE	" " NO.2-63-1	63-64	"	P	BOILER RM. B-2	" " NO.6-75-2	75-76					
"	P	PASSAGE	" " NO.02-189-2	189-190	"	P	PASSAGE	" " NO.2-63-2	63-64	"	S	" " B-3	" " NO.6-89-1	89-90					
"	P	PASSAGE	" " NO.02-203-2	203-204	"	P	PASSAGE	" " NO.2-95-2B	95-96	"	P	" " B-4	" " NO.6-89-2	89-90					
UPPER HALF	S	PASSAGE	" " NO.01-26-1	26-27	"	P	PASSAGE	" " NO.2-111-2	111-112	"	S	" " B-5	" " NO.6-90-1	90-91					
"	[illegible]	PASSAGE	" " NO.01-35-1	35-36	"	P	PASSAGE	" " NO.2-124-2	124-125	"	P	" " B-6	" " NO.6-90-2	90-91					
"	S	PASSAGE	" " NO.01-48-1	48-49	"	P	PASSAGE	" " NO.2-136-2	136-137	"	S	" " B-7	" " NO.6-103-1	103-104					
"	S	PASSAGE	" " NO.01-63-1	63-64	"	S	CREW SPACE	" " NO.2-186-1	186-187	"	P	" " B-8	" " NO.6-103-2	103-104					

FIRE PLUG LIST

F.P. ON FLAG BRIDGE	1
" " NAVIGATING BRIDGE	1
" " SMOKE PIPE LEVEL	1
" " FLIGHT DECK LEVEL	1
" " FLIGHT DECK	9
" " MAIN DECK	43
" " UPPER HALF DECK	17
" " MIDDLE HALF DECK	20
" " HANGAR DECK	10
" " SECOND DECK	10
" " THIRD DECK	24
" " FIRST PLATFORM	3
" " SECOND PLATFORM	0
" " HOLD	17
TOTAL	157

COMPLEMENT (AS OF 1 AUG 1944)

NAME	SHIP	AVIAT'N	FLAG	TOTAL
ADMIRAL		NOT KNOWN UNTIL ASSIGNMENT OF SQUADRONS (COMPLEMENT APPROX. 180)	NOT KNOWN UNTIL FLAG ARRIVES ABOARD SHIP	
COMMANDING OFFICER	1			1
CHIEF OF STAFF				
WARDROOM & J.O. OFFICERS	115			115
MARINE OFFICERS	3			3
WARRANT OFFICERS	31			31
C.P.O.	49	22		71
CREW	1890	761		2651
MARINES	82			82
TOTAL	2171	783		2954

SMALL BOAT STOWAGE

NO. OF BOATS	SIDE OF SHIP	DECK	TYPE OF BOAT	STOWED BETWEEN FRS.
1	STBD	FLIGHT DECK	26' M. WHALE BT.	67 TO 74
1	STBD	FLIGHT DECK	26' M. WHALE BT.	75 TO 82
2	TOTAL NUMBER OF BOATS			

PRINCIPAL DIMENSIONS

LENGTH BETWEEN PERPENDICULARS	850'-0"
LENGTH OVERALL (ACTUAL)	910'-1¾"
BREADTH EXTREME "	130'-1½"
DRAFT ABOVE BOTTOM OF KEEL (DESIGNERS WATERLINE)	27'-8½"
CENTER OF RUDDER STOCK FORWARD OF AFTER PERPENDICULAR	28'-0"
CENTERLINE OF INBOARD SHAFT STRUT FROM AFTER PERPENDICULAR	57'-8"
CENTERLINE OF OUTBOARD SHAFT STRUT FROM AFTER PERPENDICULAR	137'-8"
BOTTOM OF KEEL BELOW BASE LINE	0-2¼"
DRAFT - NORMAL FULL LOAD 29'-6" & EMERGENCY - 31'-10⅜" (FOR CV-2)	

HEIGHTS ABOVE DESIGNERS WATERLINE
(27'-8½" ABOVE BOTTOM OF KEEL)
(ACTUAL DIMENSIONS)

TOP OF ANTENNA ON FORE TOPMAST		164'-5 1/16"
℄ OF TRUCK LIGHT ON FOREMAST		158'-1 1/16"
AIR DEFENSE PLATFORM		92'-7 1/16"
STANDARD COMPASS PLATFORM		75'-4 1/16"
SIGNAL YARD (DESIGNED)		127'-7"
NAVIGATING BRIDGE		75'-4 1/16"
COMMUNICATING PLATFORM		66'-4 1/16"
AEROLOGICAL PLATFORM		56'-10 1/16"
PILOT HOUSE TOP		84'-7 1/16"
℄ OF TRUCK LIGHT ON STUBMAST - TOP OF STACK		134'-8 ⅜"
℄ OF RANGE LIGHT (FR. 81)		120'-5 5/16"
MASTHEAD LIGHT (FR. 68¾)	℄ OF LIGHT	87'-0 1/16"
SIDE LIGHT (STARBOARD) (FR. 60)		46'-0 ⅛"
SIDE LIGHT (PORT) (FR. 89½)		45'-11 ⅝"
STEERING LIGHT (FR. 39)		79'-2 1/16"
ANCHOR LIGHT (FWD.) (25'-1" FWD. OF F.P.)		73'-4 5/16"
SCREENED SPEED LIGHT (FR. 116½)		106'-8 11/16"
STERN LIGHT (BLUE) (5'-6" AFT OF A.P.)		33'-7 3/16"
STERN LIGHT (WHITE) (6'-2½" AFT OF A.P.)		35'-1 5/16"
WAKE LIGHT (0'-8" AFT OF A.P.)		18'-6 11/16"

74'-1
28'-8
46'-

CV3
GENERAL INFORMATION AND DATA
SCALE 1/16 : 1 FOOT
BU. SHIPS Nº 112352

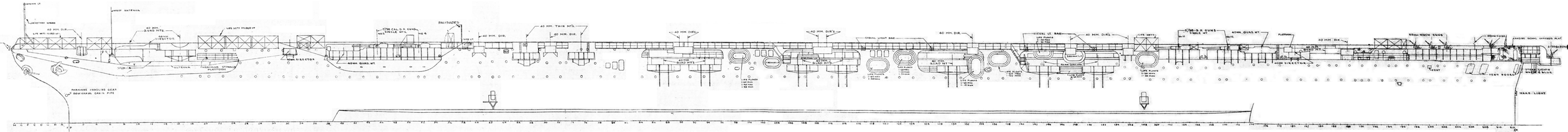

CV3
OUTBOARD PROFILE PORTSIDE
SCALE 1/8 1 FOOT
BU SHIPS DWG 112352

CV 3
OUTBOARD PROFILE STARBD
SCALE 1/16" = 1 FOOT
BU. SHIPS Nº 112352
BASE LINE
PROTECTIVE PLATFORM AT SHELL
WAKE LIGHT
VENT DOORS
AIRPLANE CRANE
ANCHOR LIGHT
YARDARM
TRUCK LIGHT
24' M.W.B.
40 MM. QUAD MT.
LIFE NETS FOLDED UP
PARAVANE STOWAGE PLATFORM

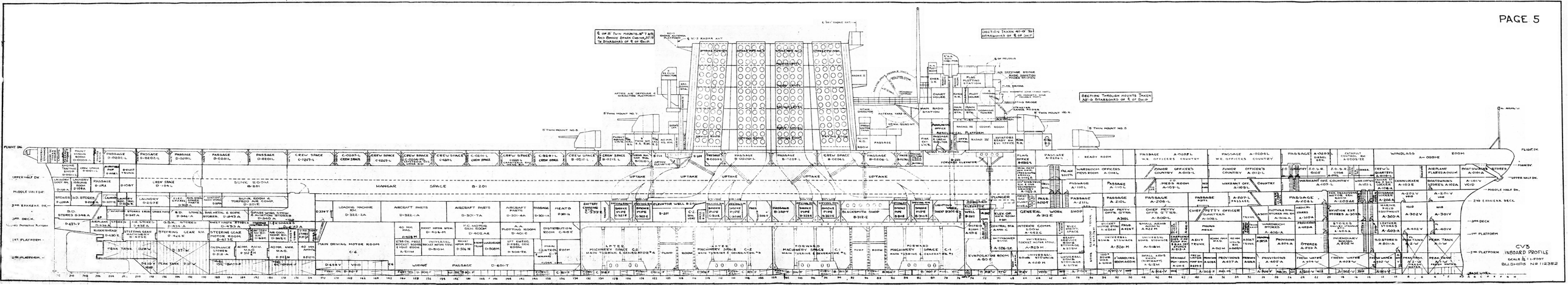
6 OF 5" TWIN MOUNTS NO 7 AND 8 AND SMOKE STACK CASING, 30° TO STARBOARD OF ℄ OF SHIP
SECTION TAKEN 41°-0 7/8 STARBOARD OF ℄ OF SHIP
SECTION THROUGH MOUNTS TAKEN 40°-0 STARBOARD OF ℄ OF SHIP
AERONAUTICAL PLATFORM
FLIGHT DK.
HANGAR DK.
UPPER HALF DK.
MIDDLE HALF DK.
2ND ENGINEER DK.
3RD DECK
1ST PLATFORM
2ND PLATFORM
HANGAR SPACE B-201
UPTAKE
LPTES MACHINERY SPACE C-2 MAIN TURBINE & GENERATOR #2
FORWARD MACHINERY SPACE C-1 MAIN TURBINE & GENERATOR #1
CV3
INBOARD PROFILE
SCALE 1/8" = 1'-0"
BUSHIPS NAVY 112352

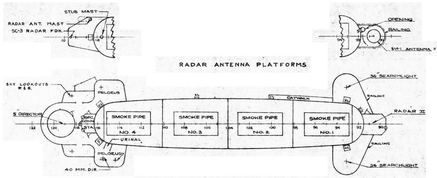

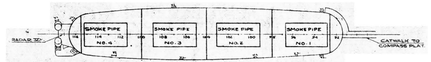

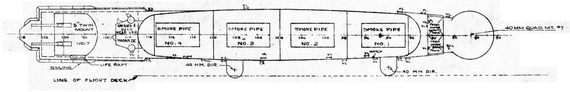

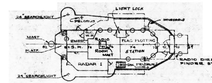

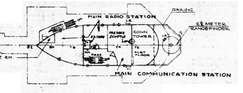

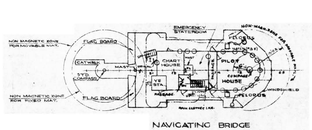

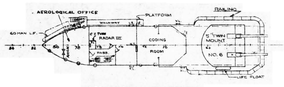

CV3
BRIDGES & SUPERSTRUCTURE
SCALE 1/4 INCH = 1 FOOT
BU. SHIPS NAVSHIPS 812352

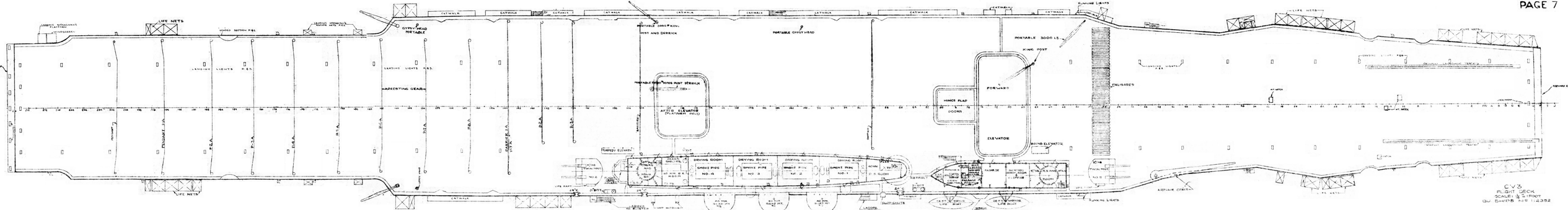
LIFE NETS
GYPSY HEAD PORTABLE
CATWALK
PORTABLE 3000 LB. KING POST AND DERRICK
PORTABLE GYPSY HEAD
PORTABLE 3000 LB. KING POST
FORWARD
HINGE FLAP DOORS
ELEVATOR
AFT ELEVATOR (PLATFORM TYPE)
ARRESTING GEAR
LANDING LIGHTS
PALISADES
AIRPLANE CRANE
DRYING ROOM
DRYING ROOM
DRYING ROOM
SMOKE PIPE NO. 4
SMOKE PIPE NO. 3
SMOKE PIPE NO. 2
SMOKE PIPE NO. 1
CVS
FLIGHT DECK
SCALE 1/8" = 1'-0"
BU SHIPS NO 112332

CV3
MAIN DECK
SCALE 1/16" = 1 FOOT
BU. SHIPS NO. 112382

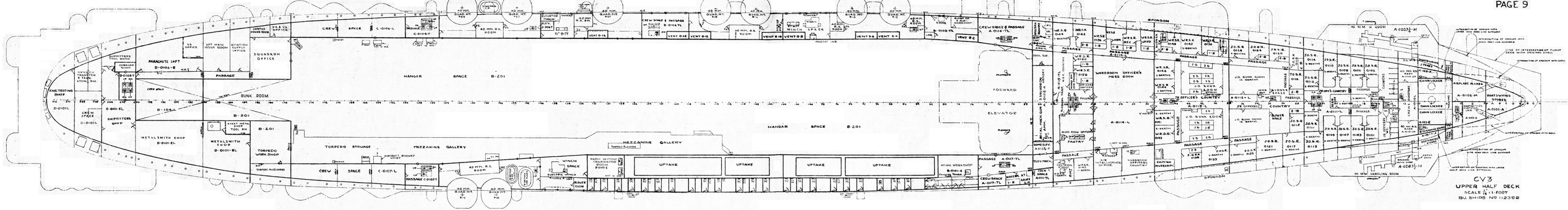
HANGAR SPACE B-201
MEZZANINE GALLERY
TORPEDO STOWAGE
UPTAKE
UPTAKE
UPTAKE
UPTAKE
FORWARD ELEVATOR
BUNK ROOM
PARACHUTE LOFT
SQUADRON OFFICE
PASSAGE
ENG. TESTING SHOP
SHIPFITTERS SHOP
METALSMITH SHOP
METALSMITH ISHOP
TORPEDO WORK SHOP
CREW SPACE
MESSAGE CHUTE
WARDROOM OFFICER'S MESS ROOM
OFFICER'S COUNTRY
J.O. BUNK ROOM
CHIEF'S COUNTRY
CREW'S MESS
CHIEF'S MESS
CREW SPACE & PASSAGE
SPONSON
CHAIN LOCKER
BOATSWAIN'S STORES
AIRPLANE ALLEY
40 MM. M. ROOM
40 MM. HANDLING ROOM
CV3
UPPER HALF DECK
SCALE 1/4 1-FOOT
BU. SHIPS NO 112362

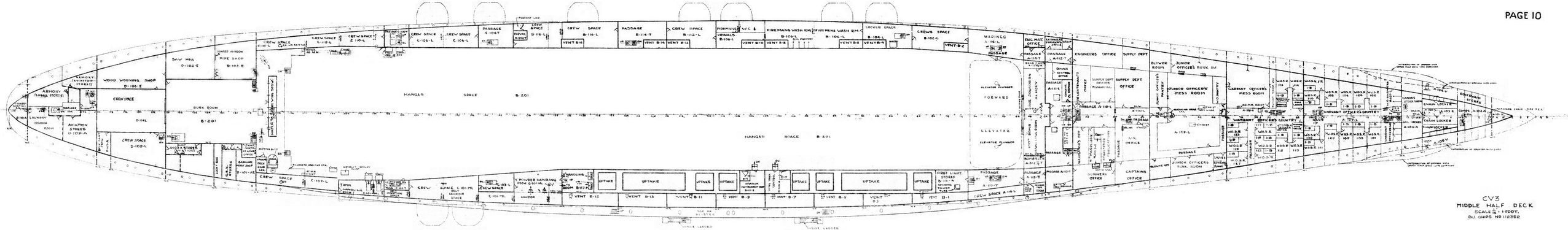

CV3
MIDDLE HALF DECK
SCALE 1/8" = 1 FOOT.
BU. SHIPS NO. 112382

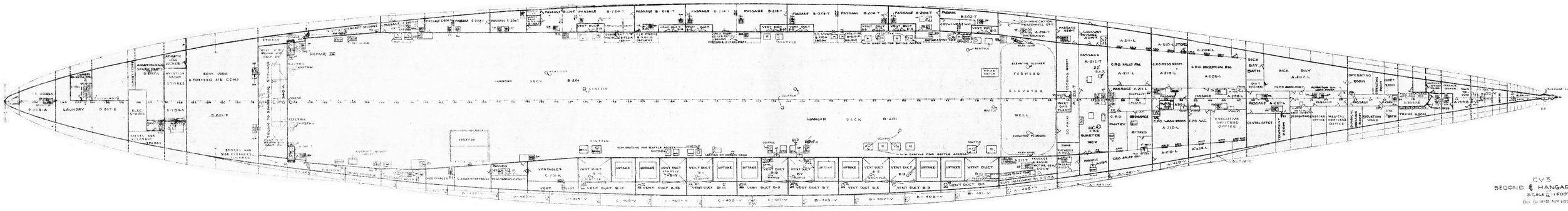

CV3
SECOND & HANGAR DECKS
SCALE 1 FOOT
BU SHIPS NO 112382

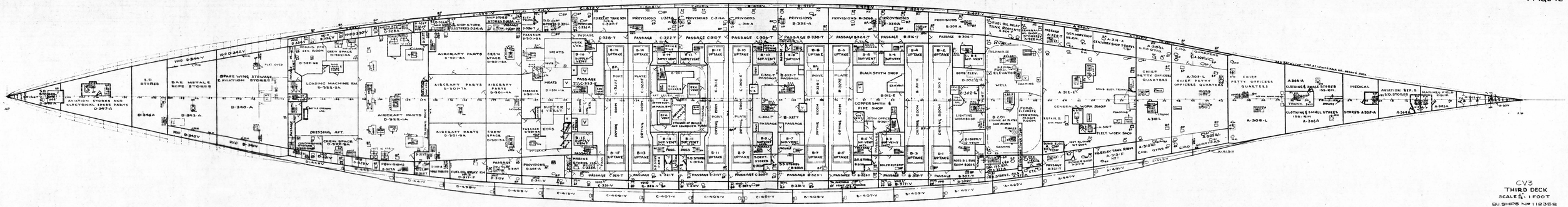
AVIATION STORES AND ELECTRICAL SPARE PARTS D-347-A
S.D. STORES D-346-A
BAR METALS & BOOK STORES D-343-A
D-340-A
SPARE WING STOWAGE & AVIATION STORES D-342-A
D-341-A
D-344-V
D-342-V
D-340-V
D-339-V
D-338-V
D-337-V
D-336-V
D-335-V
D-334-V
D-333-V
D-332-V
D-331-V
D-330-V
D-329-V
D-328-V
D-327-V
D-326-V
D-325-V
D-324-V
D-323-V
D-322-V
D-321-V
D-320-V
D-319-V
D-318-V
D-317-V
D-316-V
D-315-V
D-314-V
D-313-V
D-312-V
D-311-V
D-310-V
D-309-V
D-308-V
D-307-V
D-306-V
D-305-V
D-304-V
D-303-V
D-302-V
D-301-V
C-431-V
C-429-V
C-427-V
C-425-V
C-423-V
C-421-V
C-419-V
C-417-V
C-415-V
C-413-V
C-411-V
C-409-V
C-407-V
C-405-V
C-403-V
C-401-V
C-399-V
C-397-V
C-395-V
C-393-V
C-391-V
C-389-V
C-387-V
C-385-V
C-383-V
C-381-V
C-379-V
C-377-V
C-375-V
C-373-V
C-371-V
C-369-V
C-367-V
C-365-V
C-363-V
C-361-V
C-359-V
C-357-V
C-355-V
C-353-V
C-351-V
C-349-V
C-347-V
C-345-V
C-343-V
C-341-V
C-339-V
C-337-V
C-335-V
C-333-V
C-331-V
C-329-V
C-327-V
C-325-V
C-323-V
C-321-V
C-319-V
C-317-V
C-315-V
C-313-V
C-311-V
C-309-V
C-307-V
C-305-V
C-303-V
C-301-V
B-335-V
B-333-V
B-331-V
B-329-V
B-327-V
B-325-V
B-323-V
B-321-V
B-319-V
B-317-V
B-315-V
B-313-V
B-311-V
B-309-V
B-307-V
B-305-V
B-303-V
B-301-V
A-465-V
A-463-V
A-461-V
A-459-V
A-457-V
A-455-V
A-453-V
A-451-V
A-449-V
A-447-V
A-445-V
A-443-V
A-441-V
A-439-V
A-437-V
A-435-V
A-433-V
A-431-V
A-429-V
A-427-V
A-425-V
A-423-V
A-421-V
A-419-V
A-417-V
A-415-V
A-413-V
A-411-V
A-409-V
A-407-V
A-405-V
A-403-V
A-401-V
A-399-V
A-397-V
A-395-V
A-393-V
A-391-V
A-389-V
A-387-V
A-385-V
A-383-V
A-381-V
A-379-V
A-377-V
A-375-V
A-373-V
A-371-V
A-369-V
A-367-V
A-365-V
A-363-V
A-361-V
A-359-V
A-357-V
A-355-V
A-353-V
A-351-V
A-349-V
A-347-V
A-345-V
A-343-V
A-341-V
A-339-V
A-337-V
A-335-V
A-333-V
A-331-V
A-329-V
A-327-V
A-325-V
A-323-V
A-321-V
A-319-V
A-317-V
A-315-V
A-313-V
A-311-V
A-309-V
A-307-V
A-305-V
A-303-V
A-301-V
AIRCRAFT PARTS D-351-A
AIRCRAFT PARTS D-351-7A
AIRCRAFT PARTS D-351-6A
AIRCRAFT PARTS D-351-5A
AIRCRAFT PARTS D-351-4A
AIRCRAFT PARTS D-351-3A
AIRCRAFT PARTS D-351-2A
AIRCRAFT PARTS D-351-1A
CREW SPACE D-351-8A
CREW SPACE D-351-9A
CREW SPACE D-351-10A
CREW SPACE D-351-11A
CREW SPACE D-351-12A
CREW SPACE D-351-13A
CREW SPACE D-351-14A
CREW SPACE D-351-15A
CREW SPACE D-351-16A
CREW SPACE D-351-17A
CREW SPACE D-351-18A
CREW SPACE D-351-19A
CREW SPACE D-351-20A
CREW SPACE

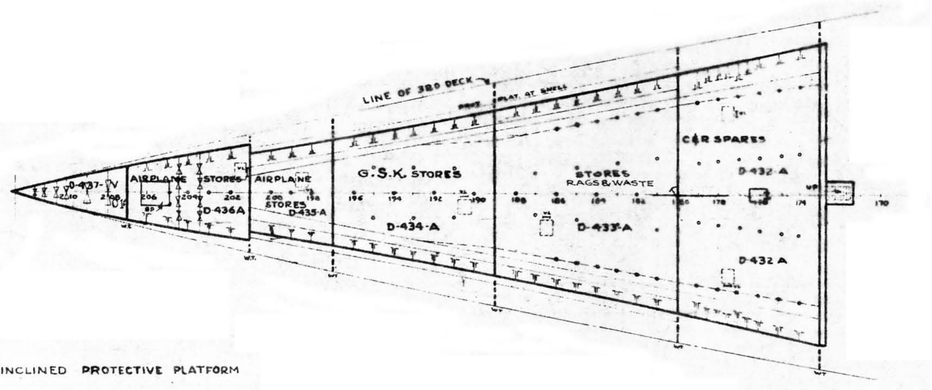

INCLINED PROTECTIVE PLATFORM

CV3
INCLINED PROTECTIVE PLATFORM
SCALE 1/16" = 1 FOOT
BU. SHIPS NO. 112352

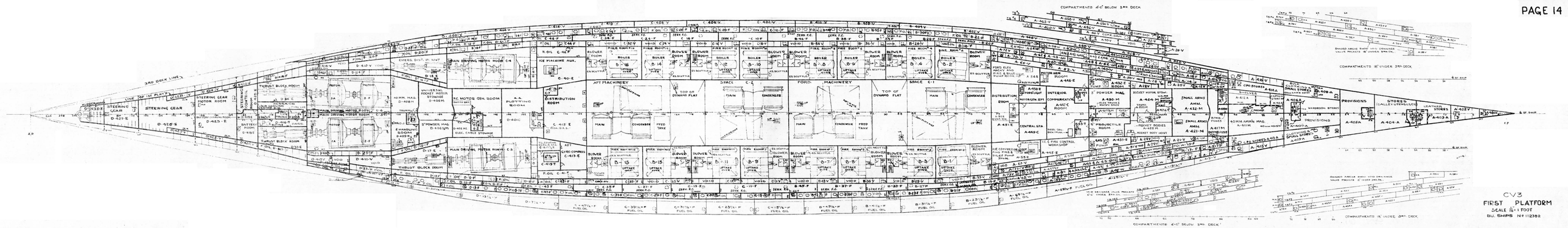
COMPARTMENTS 4'-0" BELOW 3RD DECK
3RD DECK LINE
LINE OF 1ST PLATFORM
A.P.
F.P.
STEERING GEAR
STEERING GEAR MOTOR ROOM
THRUST BLOCK ROOM
MAIN DRIVING MOTOR ROOM
MAIN DRIVING MOTOR ROOM C-3
THRUST BLOCK ROOM
AFT MACHINERY SPACE C-2
FORD MACHINERY SPACE C-1
TOP OF DYNAMO FLAT
MAIN CONDENSER
FEED TANK
BOILER ROOM
BOILER B-16
BOILER B-14
BOILER B-12
BOILER B-10
BOILER B-8
BOILER B-6
BOILER B-4
BOILER B-2
BLOWER ROOM
UPTAKE SPACE
ES SCUTTLE
FIRE ROOM
B-15
B-13
B-11
B-9
B-7
B-5
B-3
B-1
UNIVERSAL ROCKET MOTOR STORAGE D-408-M
R.C. MOTOR GEN. ROOM
A.A. PLOTTING ROOM
DISTRIBUTION ROOM
ICE MACHINE AUX.
GYRO COMPASS C-417-E
HANDLING ROOM
ESC. CABLE STORAGE
SPACE C-3
SPACE C-4
SPACE C-5
SPACE C-6
SPACE C-7
SPACE C-8
SPACE C-9
SPACE C-10
SPACE C-11
SPACE C-12
SPACE C-13
SPACE C-14
SPACE C-15
SPACE C-16
SPACE C-17
SPACE C-18
SPACE C-19
SPACE C-20
SPACE C-21
SPACE C-22
SPACE

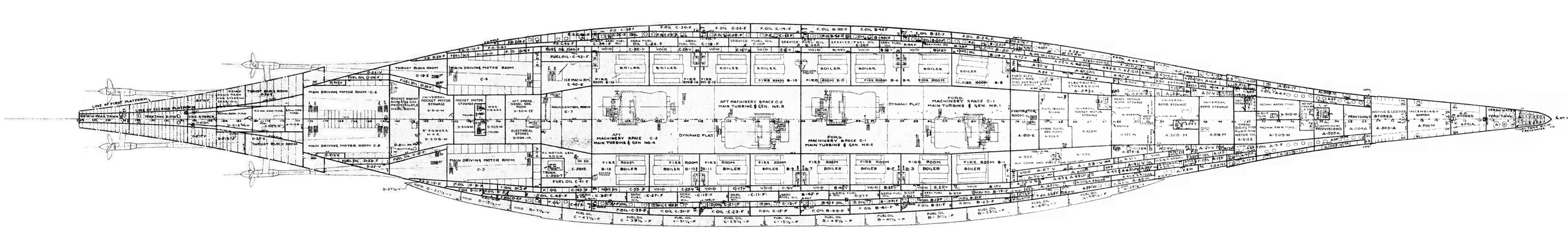

CV3
SECOND PLATFORM
SCALE 1/16" = 1 FOOT
BU. SHIPS NO. 112352

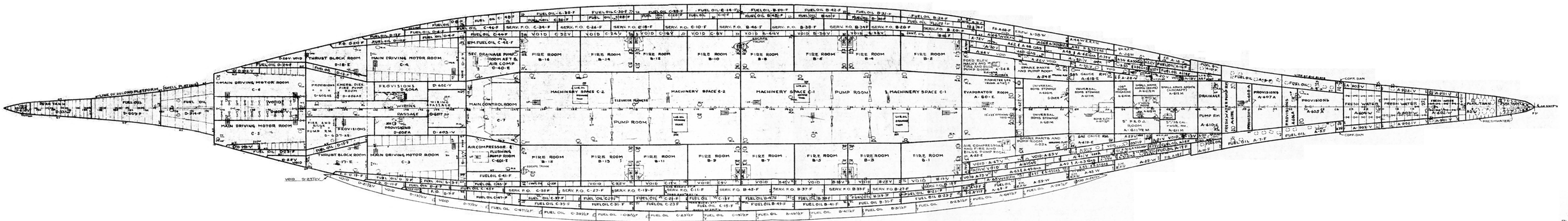
MAIN DRIVING MOTOR ROOM C-4
MAIN DRIVING MOTOR ROOM C-5
MAIN DRIVING MOTOR ROOM C-3
THRUST BLOCK ROOM B-18-E
THRUST BLOCK ROOM B-17-E
MAIN CONTROL ROOM C-7
SEC DRAINAGE PUMP ROOM AFT & AIR COMP C-10-E
AIR COMPRESSOR & FLUSHING PUMP ROOM C-601-E
FIRE ROOM B-16
FIRE ROOM B-14
FIRE ROOM B-12
FIRE ROOM B-10
FIRE ROOM B-8
FIRE ROOM B-6
FIRE ROOM B-4
FIRE ROOM B-2
FIRE ROOM B-15
FIRE ROOM B-13
FIRE ROOM B-11
FIRE ROOM B-9
FIRE ROOM B-7
FIRE ROOM B-5
FIRE ROOM B-3
FIRE ROOM B-1
MACHINERY SPACE C-2
MACHINERY SPACE C-1
MACHINERY SPACE E-2
PUMP ROOM
EVAPORATOR ROOM A-60-C
PROVISIONS D-602-V
PROVISIONS D-602-A
PROVISIONS A-602-M
PROVISIONS A-407-A
PROVISIONS A-602-V
PROVISIONS A-602-E
PROVISIONS D-602-E
PROVISIONS D-602-M
PROVISIONS D-602-A
PASSAGE D-607-E
PASSAGE D-607-M
PASSAGE D-607-A
PASSAGE A-607-E
PASSAGE A-607-M
PASSAGE A-607-A
WIRING SPACE D-608-E
WIRING SPACE D-608-M
WIRING SPACE D-608-A
WIRING SPACE A-608-E
WIRING SPACE A-608-M
WIRING SPACE A-608-A
UNIVERSAL STORE A-611-E
UNIVERSAL STORE A-611-M
UNIVERSAL STORE A-611-A
SPARE PARTS AND PUMP ROOM A-617-E
SPARE PARTS AND PUMP ROOM A-617-M
SPARE PARTS AND PUMP ROOM A-617-A
GAS CRUDE RM. A-619-E
GAS CRUDE RM. A-619-M
GAS CRUDE RM. A-619-A
S.P.S.O. ROOM A-611-E M
S.P.S.O. ROOM A-611-M
S.P.S.O. ROOM A-611-A
SMALL STORES ADMIN. (ADCAP) A-612-M
SMALL STORES ADMIN. (ADCAP) A-612-A
SMALL STORES ADMIN. (ADCAP) A-612-E
DRAINAGE
PUMP RM A-610-E
PUMP RM A-610-M
PUMP RM A-610-A
FRESH WATER TANK A-606-E
FRESH WATER TANK A-606-M
FRESH WATER TANK A-606-A
FRESH WATER TANK A-901-V
FUEL TANK A-7-F
FUEL TANK A-8-F
FUEL TANK A-9-F
FUEL TANK A-10-F
FUEL TANK A-11-F
FUEL TANK A-12-F
FUEL TANK A-13-F
FUEL TANK A-14-F
FUEL TANK A-15-F
FUEL TANK A-16-F
FUEL TANK A-17-F
FUEL TANK A-18-F
FUEL TANK A-19-F
FUEL TANK

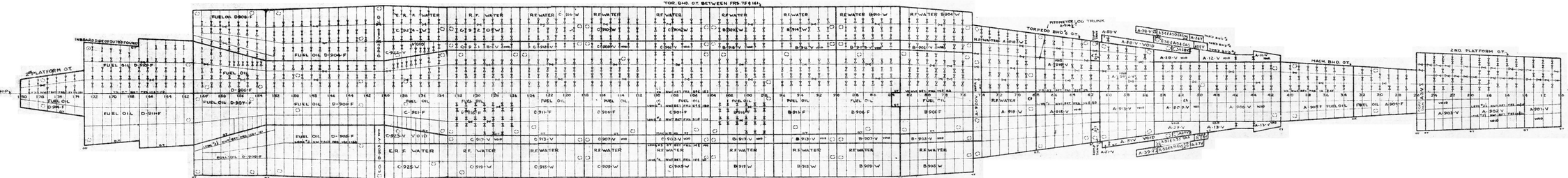
TOR. BHD. OT. BETWEEN FRS. 72 & 161
2ND PLATFORM O.T.
INBOARD PROFILE OUTBOARD
FUEL OIL D-902-F
FUEL OIL D-903-F
FUEL OIL D-904-F
FUEL OIL D-905-F
FUEL OIL D-906-F
FUEL OIL D-907-F
FUEL OIL D-908-F
FUEL OIL D-909-F
FUEL OIL D-910-F
FUEL OIL D-911-F
FUEL OIL D-912-F
FUEL OIL D-913-F
FUEL OIL D-914-F
FUEL OIL

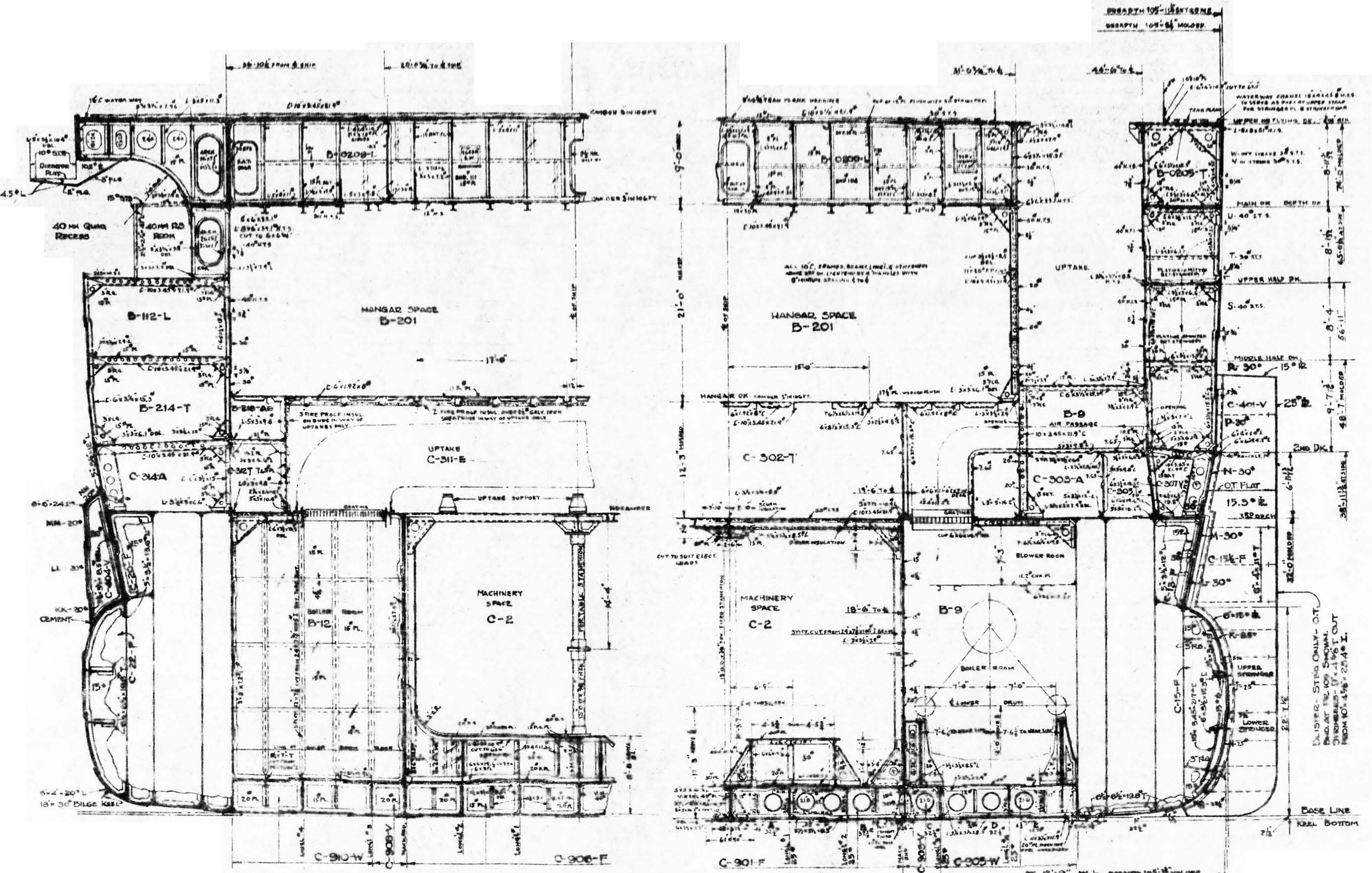

ABOUT FR. No 112
LOOKING FORW'D

MIDSHIP SECTION

ABOUT FR. No 106
LOOKING FORW'D

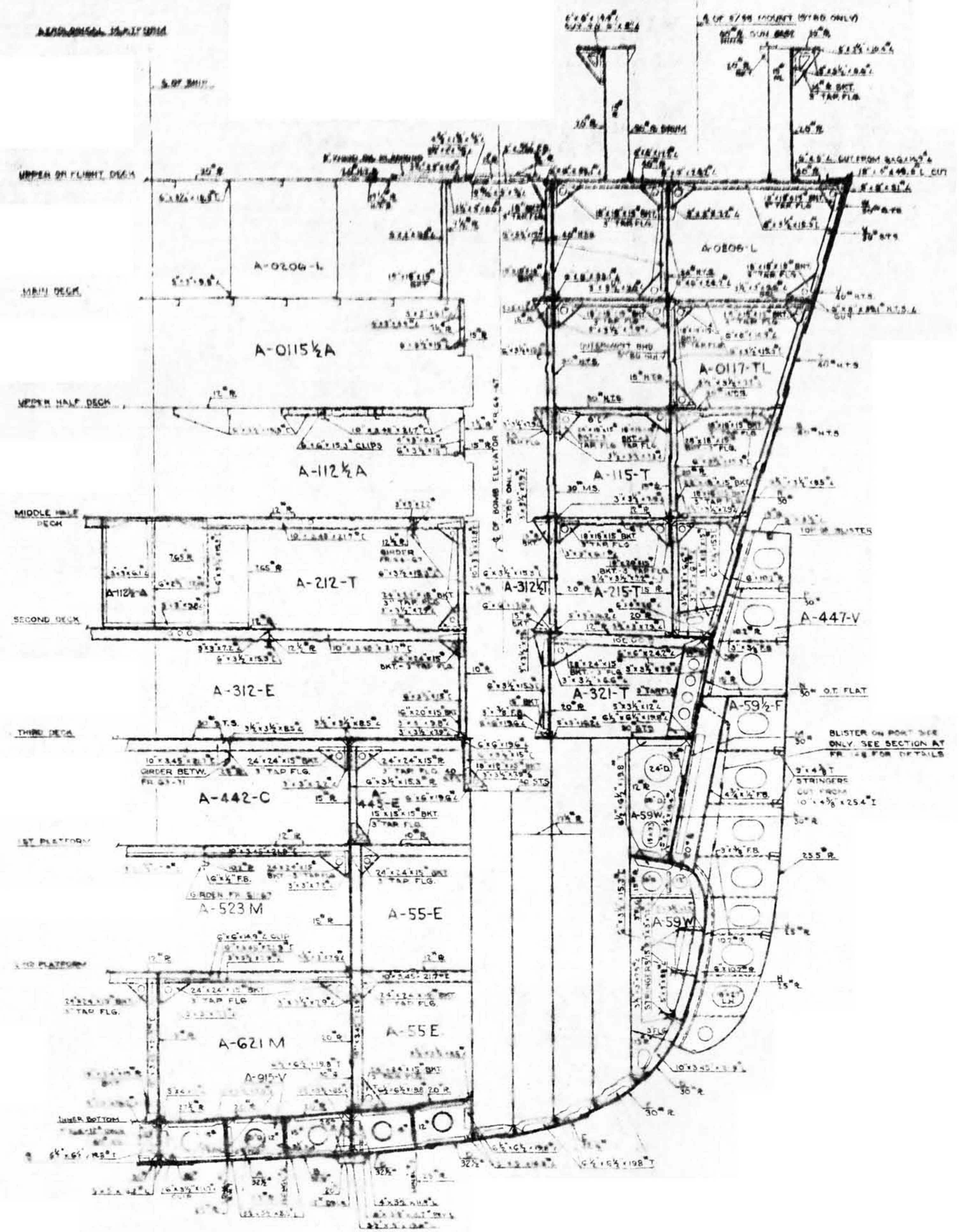

FRAME No 65
LOOKING FORWARD

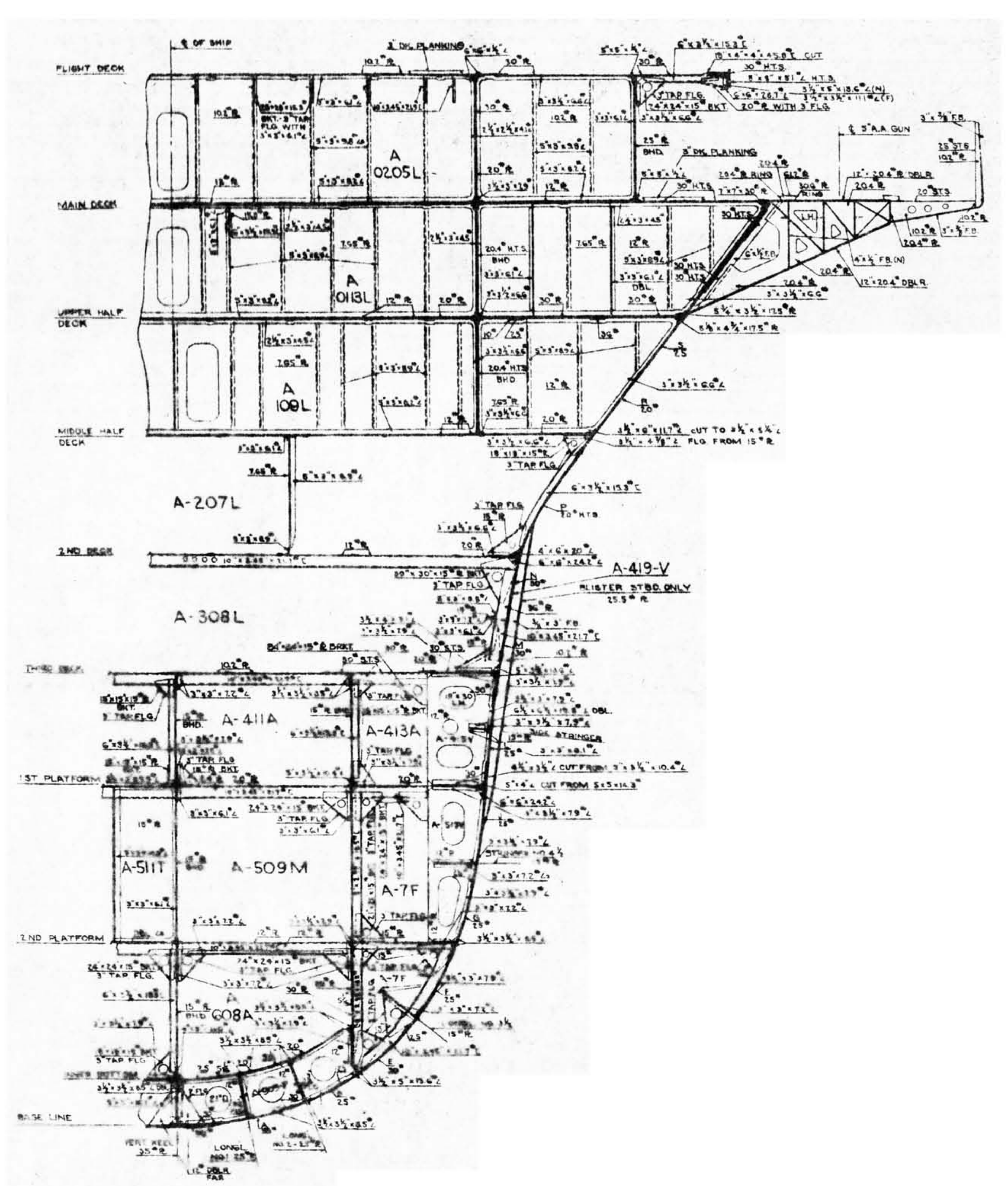

FRAME No 38
LOOKING FORWARD

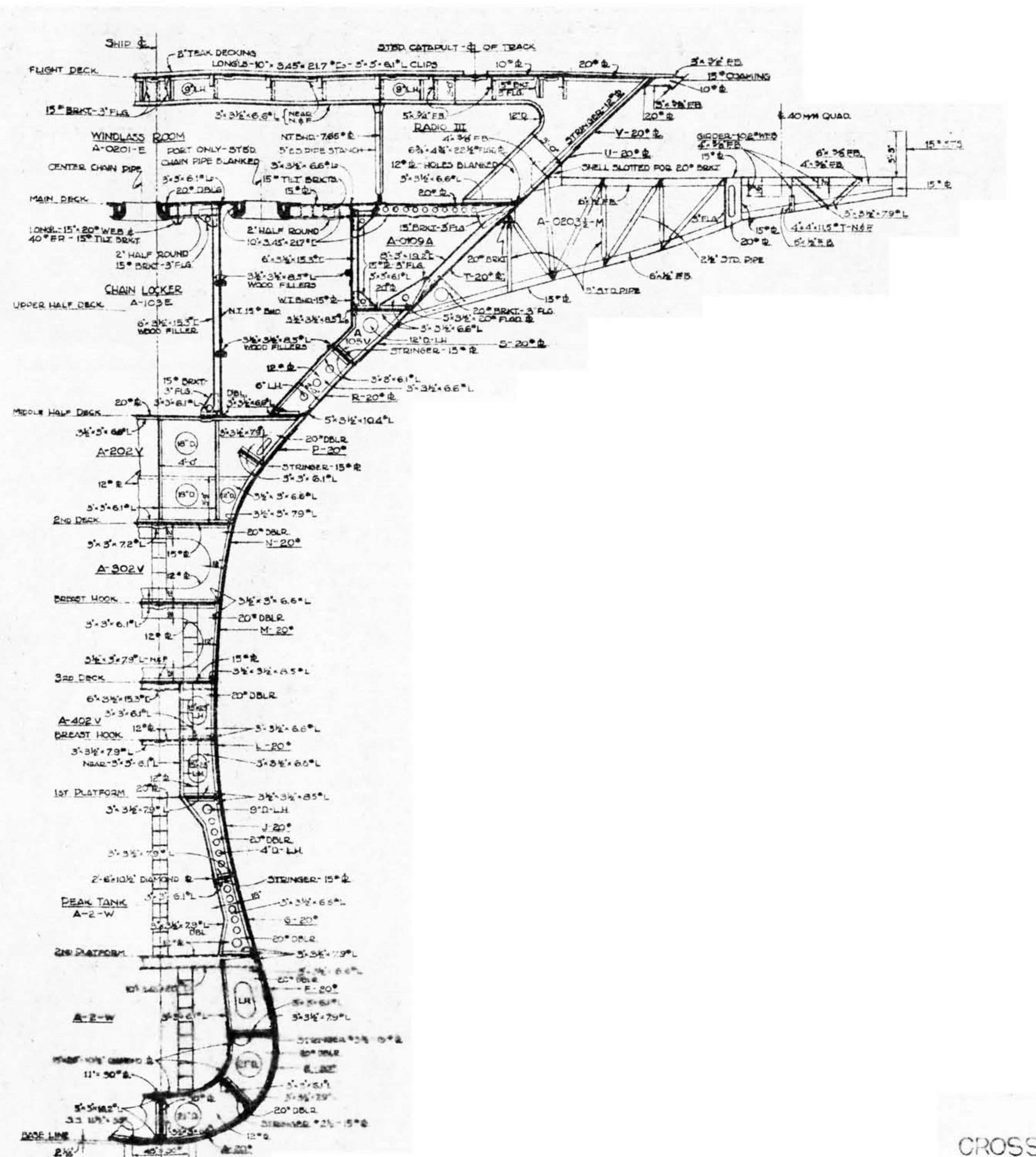

FRAME No 8
LOOKING FORWARD

CV 3
CROSS SECTIONS FORD.
SCALE 1/8"=1'-0"
BU SHIPS NO 112352

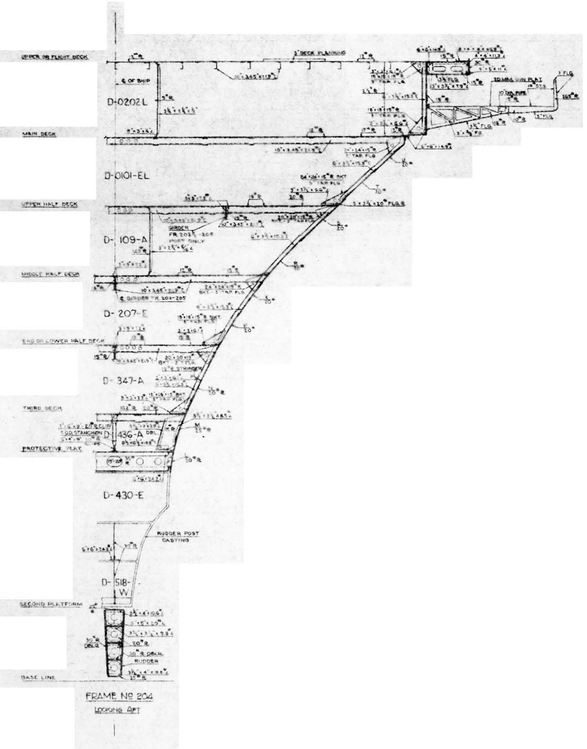

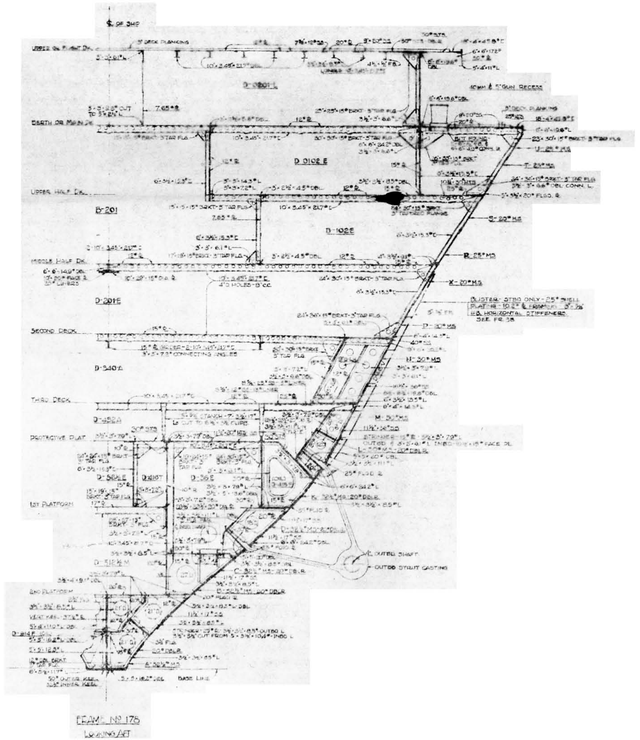

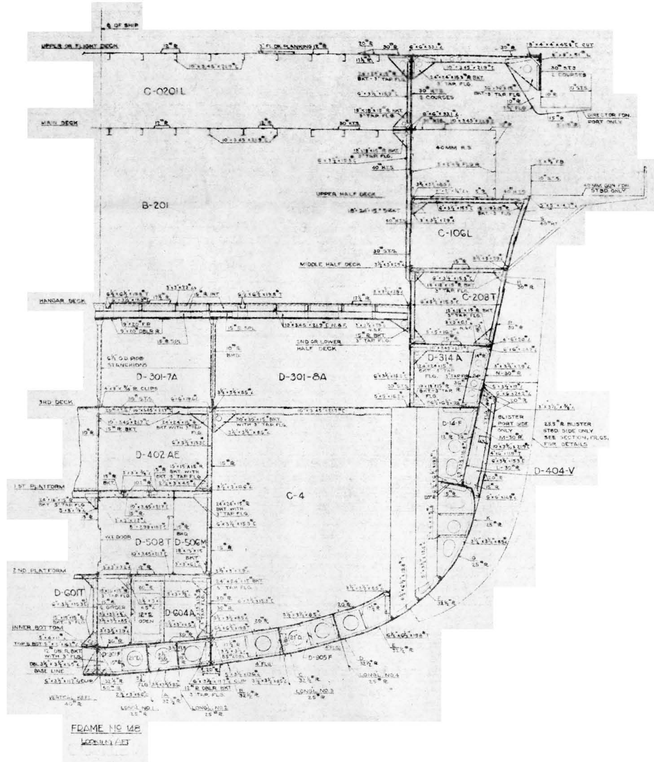

C V 3
CROSS SECTIONS AFT.
SCALE 1/8" = 1'-0"
BU SHIPS NO. 112352

Other books we publish on Amazon.com:

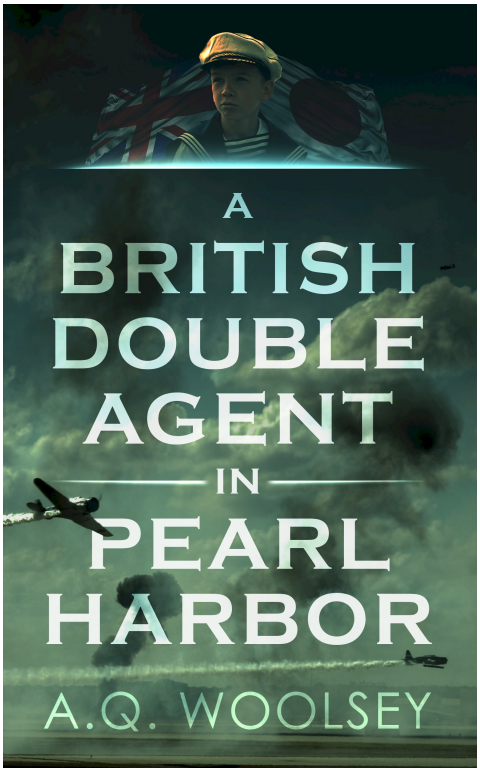

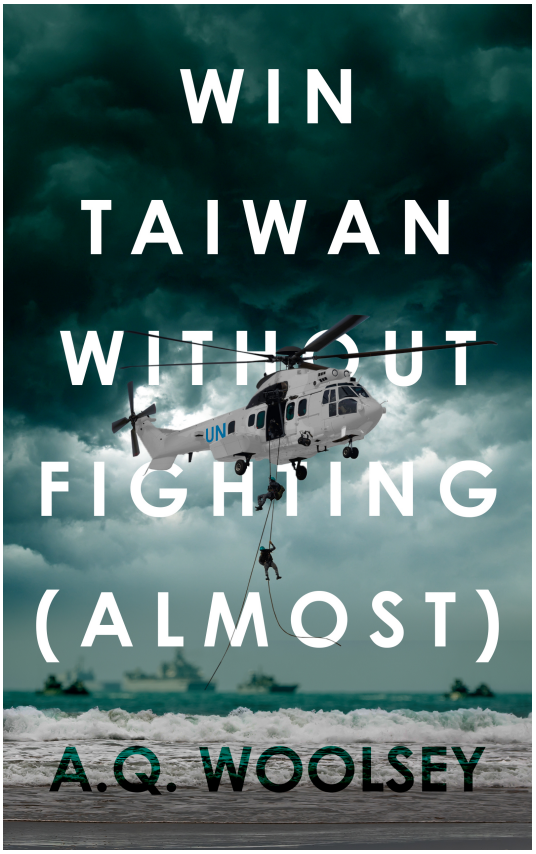

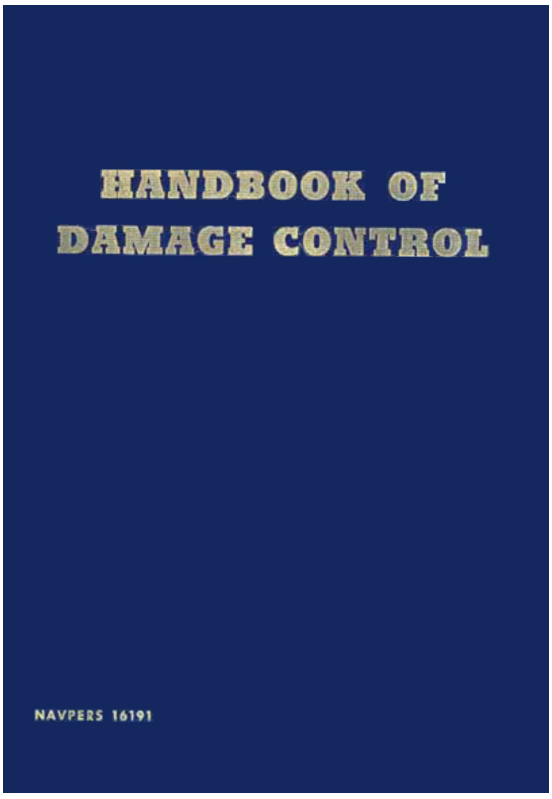



Other books we publish on Amazon.com:

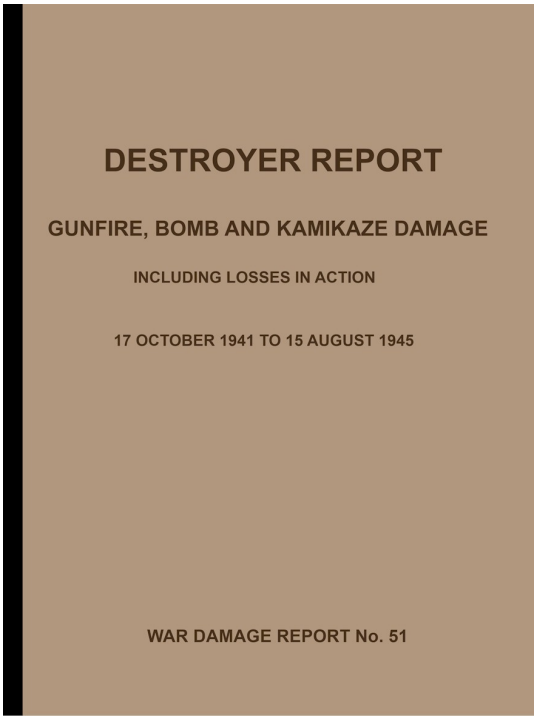

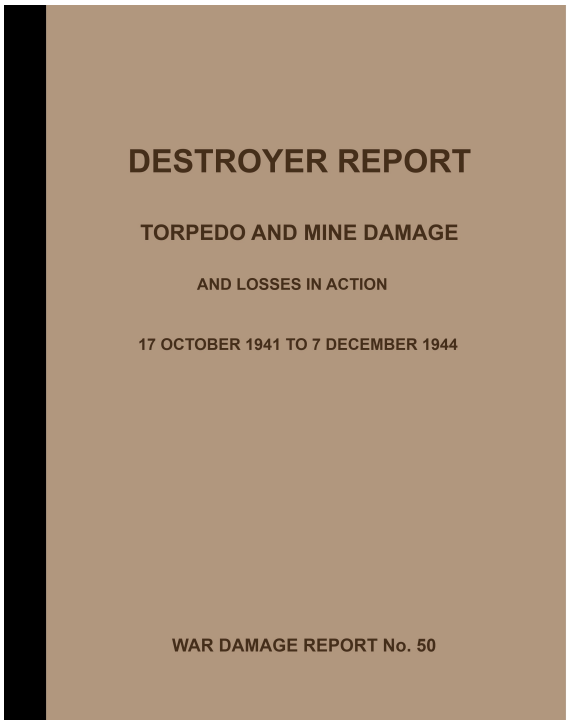

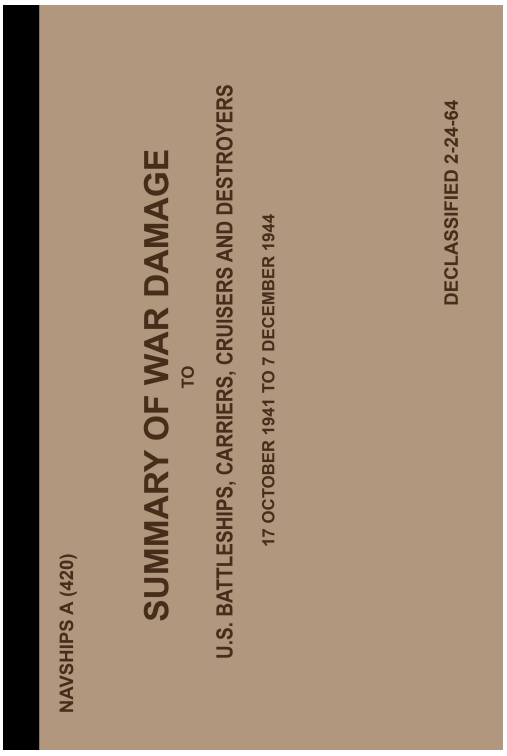

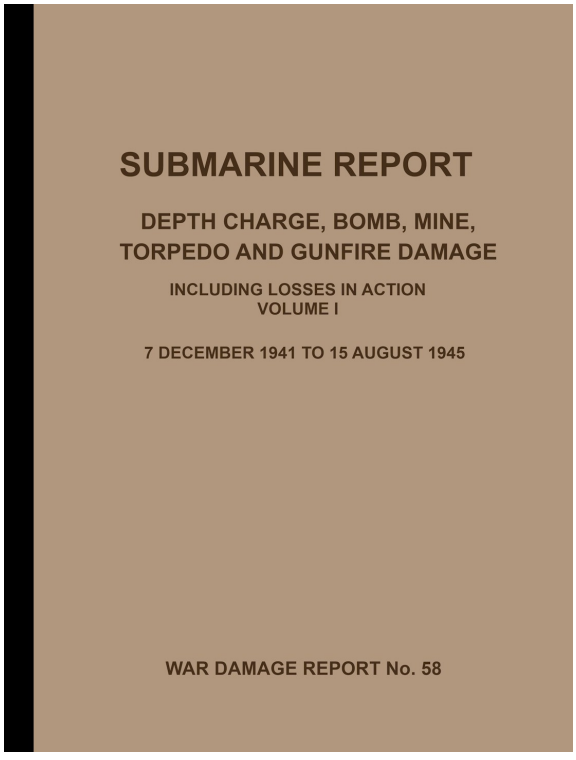
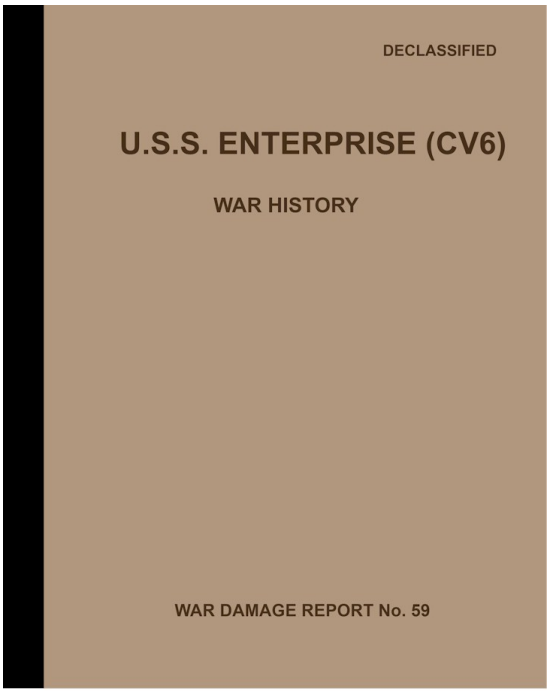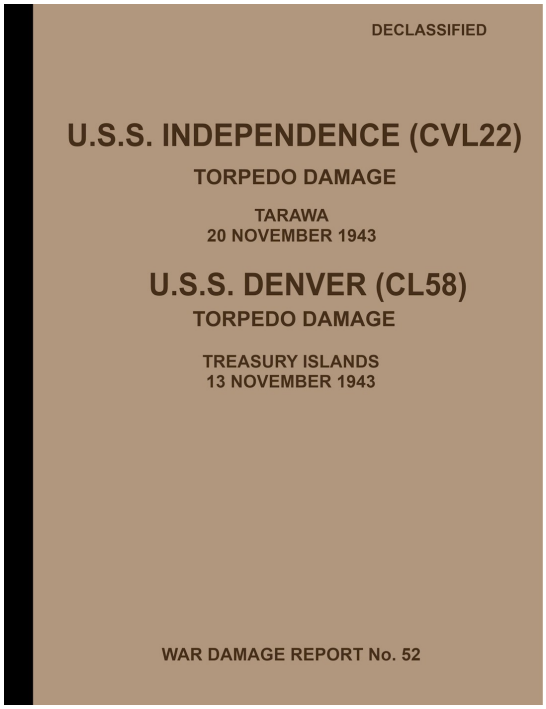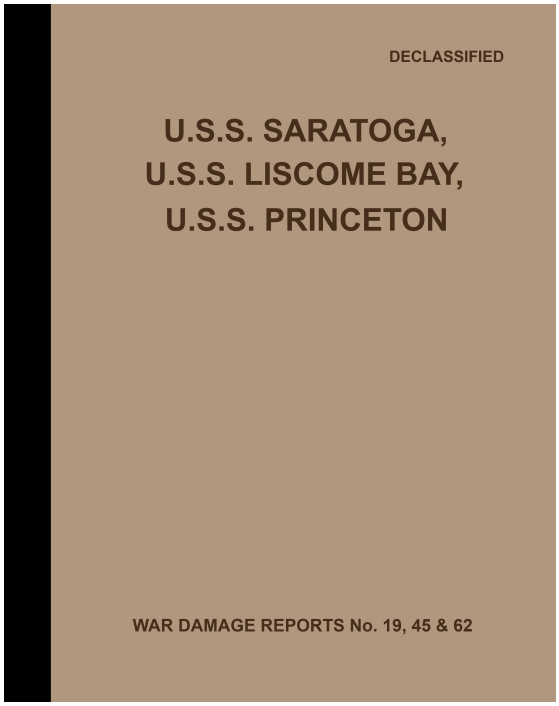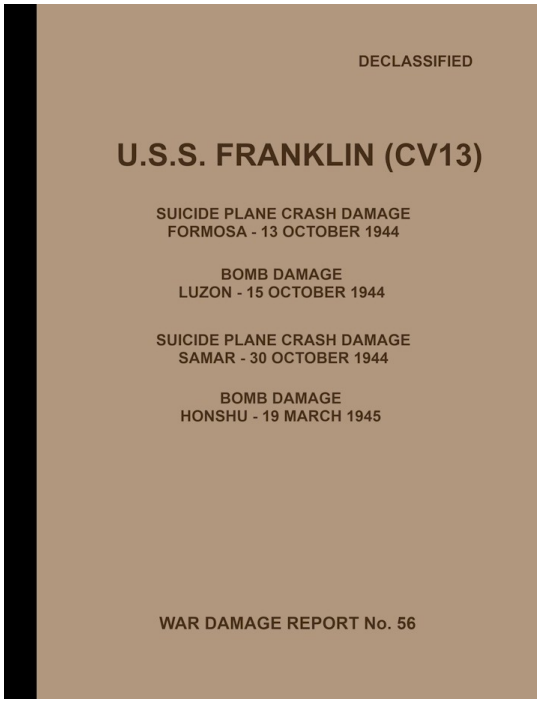
Other books we publish on Amazon.com: