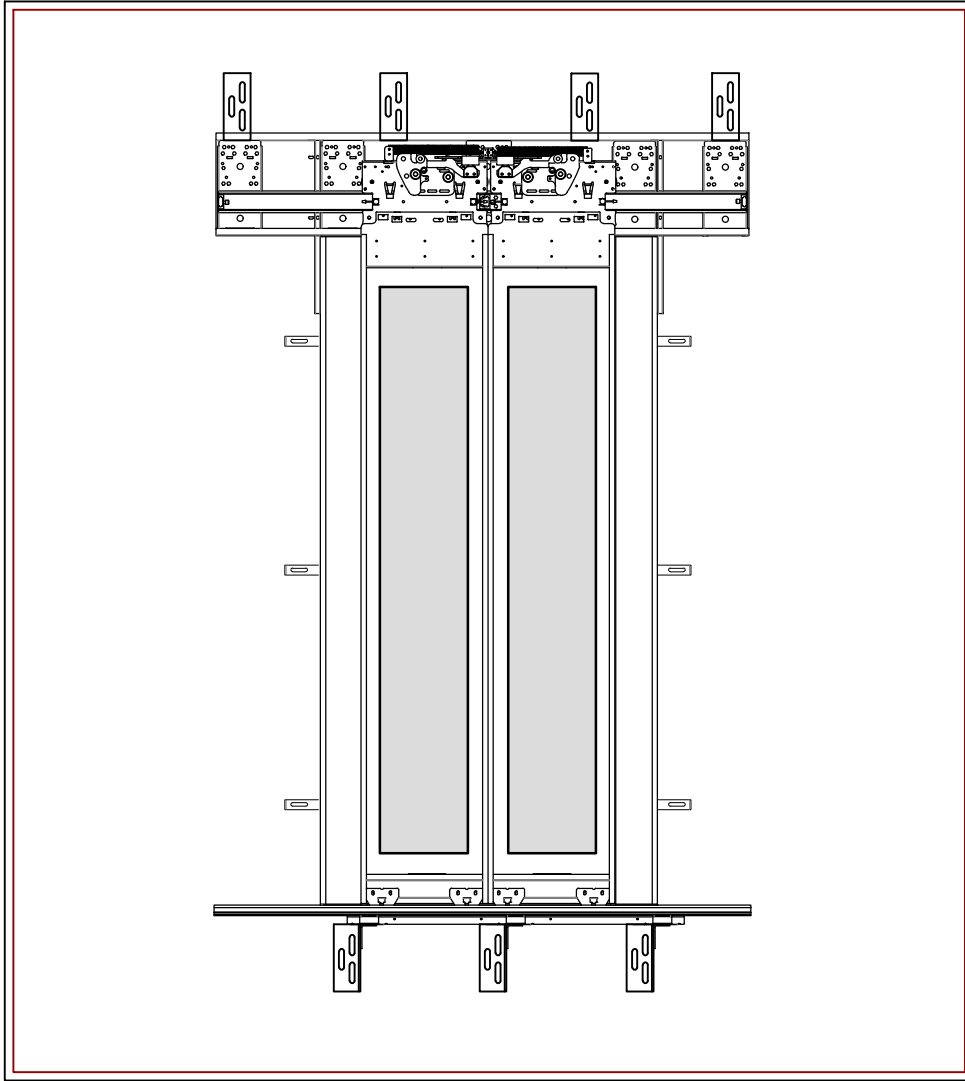


ASANSÖR KAT &amp; KABIN KAPILARI / ELEVATOR LANDING &amp; CAR DOORS

# YEDEK PARÇA LİSTESİ

## List of Spare Part

### [ CRP 03 & CRP 04 ]



Merkez Ofis (Head Office)


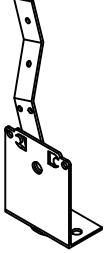


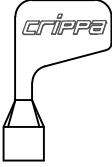
İvedik OSB, Hasemek Sanayi Sitesi, 1465.Sokak, No:17, Ostim/ANKARA/TURKIYE

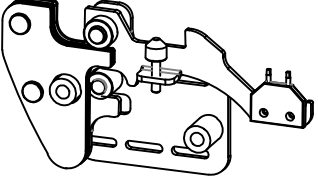
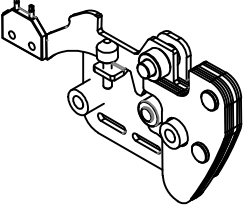
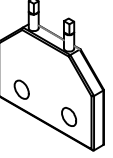
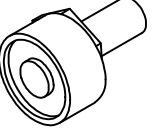
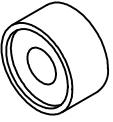
Fabrika (Factory)







Ayaş Yolu, 26.km, Yenikent/Sincan/ANKARA/TR

Tel: (+90) 312 299 33 14, Faks: (312) 394 33 01

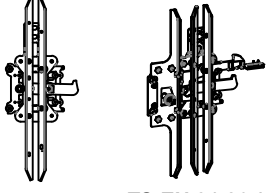
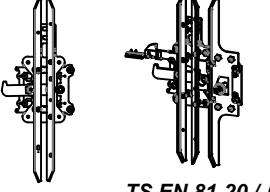
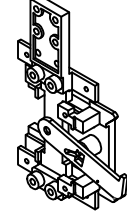
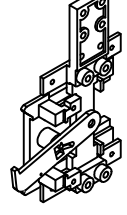
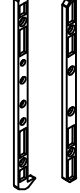
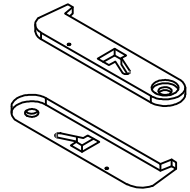
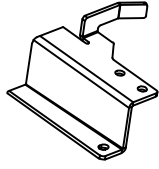
E-Posta: [crippaclass@gmail.com](mailto:crippaclass@gmail.com) [www.caginasansor.com.tr](http://www.caginasansor.com.tr)

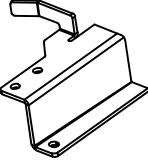

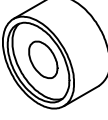




1		Acil açma kilidi (SOL) Lock release	Cr-001
2		Acil açma kilidi (SAĞ) Lock release	Cr-002
3		Acil açma kilidi çekme yayı Lock release return spring	Cr-003
4		Acil açma kilidi çekme yayı Lock release return spring	Cr-004
5		Acil açma kilidi Lock release key	Cr-005
6			Cr-006

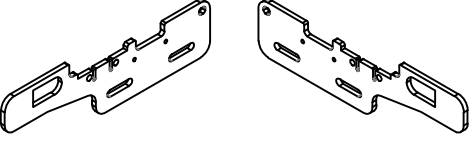
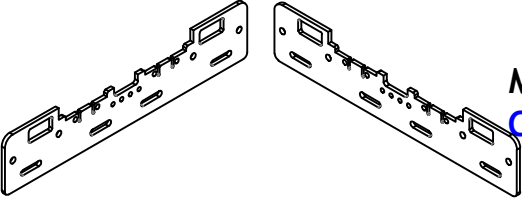
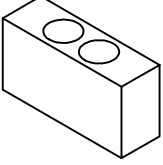
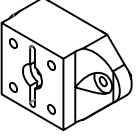
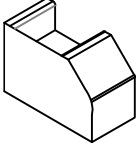
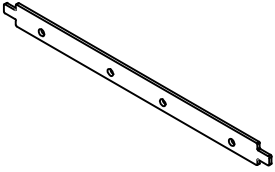
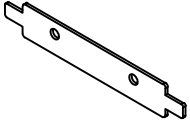
7		<b>Kat kapısı kilitleme tertibatı (SOL)</b> <b>Landing door locking device (left)</b>	Cr-007
8		<b>Kat kapısı kilitleme tertibatı (SAĞ)</b> <b>Landing door locking device (right)</b>	Cr-008
9		<b>Kontak köprüsü</b> <b>Bridge for contact</b>	Cr-009
10		<b>Egzantrik açma makarası</b> <b>Eccentric landing door lock roller</b>	Cr-010
11		<b>Kilit açma makarası</b> <b>Landing door lock roller</b>	Cr-011

12		<b>Taşıyıcı</b> <b>Carriage</b>	Cr-012
13		<b>Egzantrik kapı alt makarası</b> <b>Eccentric door bottom roller</b>	Cr-013
14		<b>Taşıyıcı üst makarası</b> <b>Lower kicking roller with eccentric</b>	Cr-014
15		<b>Kilit tekeri</b> <b>Lower kicking roller with eccentric</b>	Cr-015
16		<b>Stoper lastik tamponu</b> <b>Adjustable carriage rubber buffer</b>	Cr-016
17		<b>Stoper lastik tampon ayar takozu</b> <b>Adjustable carriage rubber buffer lock</b>	Cr-017
18		<b>Kaşık makarası (düz)</b> <b>..... roller</b>	Cr-018
19		<b>Kaşık tekeri (düz)</b> <b>..... roller</b>	Cr-019
20		<b>Kayış</b> <b>Belt</b>	Cr-020

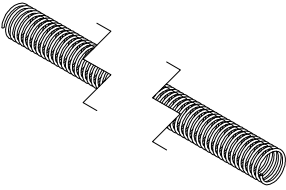
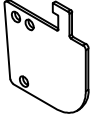
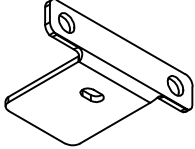
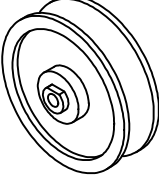

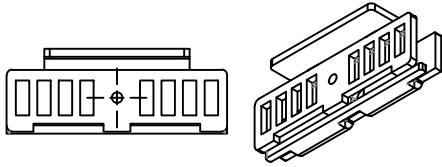
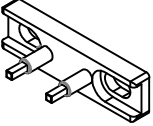
21		<b>Tahrik Motoru (SOL)</b> <b>Driver Motor</b>	Cr-021
22		<b>Tahrik Motoru (SAĞ)</b> <b>Driver Motor</b>	Cr-022
23		<b>Şebeke Transformatörü</b> <b>Power Transformer</b>	Cr-023
24		<b>Kayış Makarası</b> <b>Belt Pulley</b>	Cr-024
25		<b>Kayış makarası destek pulu</b> <b>Belt pulley support washer</b>	Cr-025
26		<b>Avare dişli destek mili</b> <b>Idie gear support shaft</b>	Cr-026
27		<b>Kayış makarası gerdirme</b> <b>Belt pulley tension</b>	Cr-027

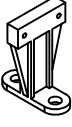
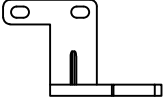
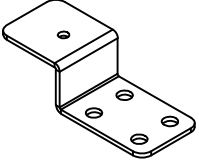
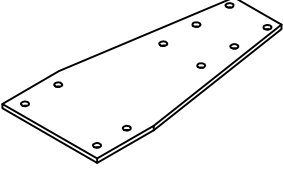


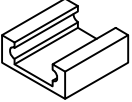
28	 TS EN 81-20 /-50	<b>Dış kapı açma kapama skate</b> <b>Complete retractable skate without arms and belt fixing blocks</b>	Cr-028
29	 TS EN 81-20 /-50	<b>Dış kapı açma kapama skate</b> <b>Complete retractable skate without arms and belt fixing blocks</b>	Cr-029
30		<b>Dış kapı açma kapama skate (sol)</b> <b>Complete retractable skate without arms and belt fixing blocks (left)</b>	Cr-030
31		<b>Dış kapı açma kapama skate (sağ)</b> <b>Complete retractable skate without arms and belt fixing blocks (right)</b>	Cr-031
32		<b>Dış kapı açma kapama skate kızak kolu</b> <b>Complete set of skate arms with spring</b>	Cr-032
33		<b>Dış kapı açma kapama skate dili</b> <b>Retractable skate lock lever return</b>	Cr-033
34		<b>Kilit dili yuvası (sağ)</b> <b>Retractable skate lock release</b>	Cr-034

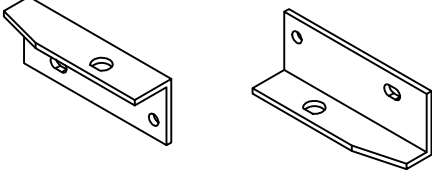
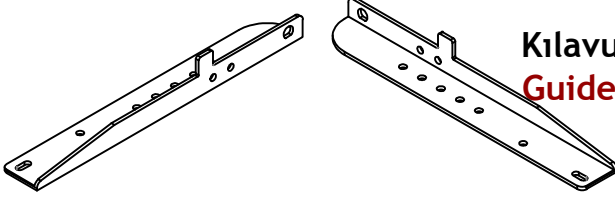
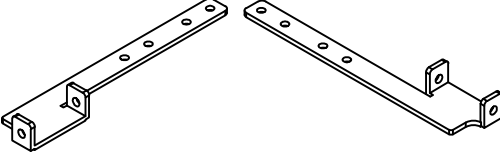

35		<b>Kilit dili yuvası (sol)</b> <b>Retractable skate lock release</b>	Cr-035
36		<b>Egzantrik açma makarası metali</b> <b>Eccentric landing door lock roller</b>	Cr-036
37		<b>Kilit açma makarası</b> <b>Landing door lock roller</b>	Cr-037
38		<b>Kilit stoper lastiği</b> <b>Rubber lock stop</b>	Cr-038
39		<b>Kilit plakası alt destek sacı</b> <b>Security plate for landing door locking device</b>	Cr-039
40		<b>Segman (R12)</b> <b>Retaining ring for shaft (R12)</b>	Cr-040
41		<b>Segman (R10)</b> <b>Retaining ring for shaft (R10)</b>	Cr-041

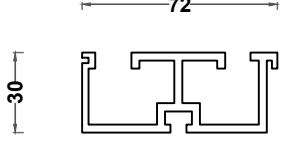
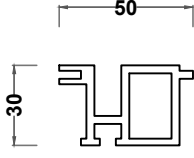

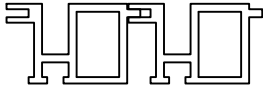
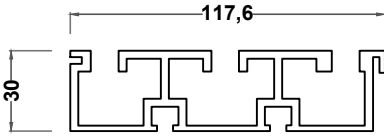
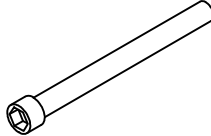
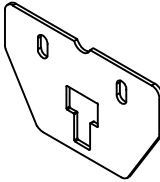
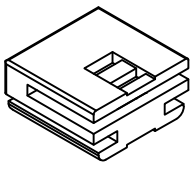
42		<b>Teleskobik kapı kilit karşılığı</b> <b>Complete landing plate</b>	Cr-042
43		<b>Merkezi kapı kilit karşılığı</b> <b>Complete locking plate</b>	Cr-043
44		<b>Dişi fiş-kontak</b> <b>Electrical Contact</b>	Cr-044
45		<b>Dış kapı klemensi</b> <b>Landing door klemens.</b>	Cr-045
46		<b>Dış kapı klemensi alt desteği</b> <b>Landing door klemens.</b>	Cr-046
47		<b>Kilidi Sabitleme Şeridi (Merkezi)</b> <b>Security plate for locking (Cental Op.)</b>	Cr-047
48		<b>Kilidi Sabitleme Şeridi (Teleskobik)</b> <b>Security plate for locking (Side Op.)</b>	Cr-048

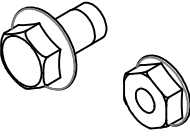
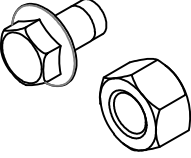

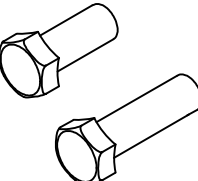
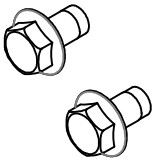

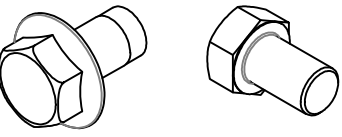
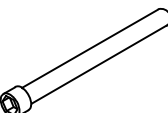


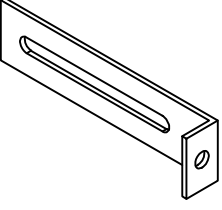
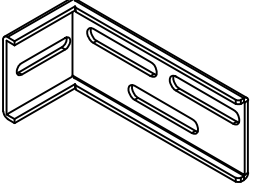
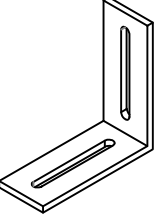
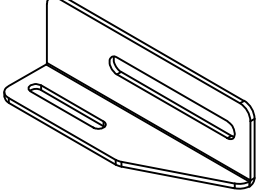
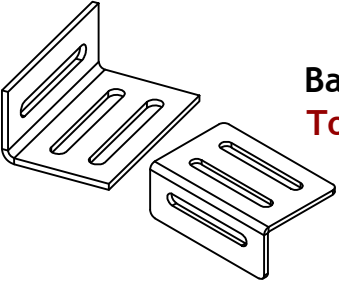
49		<b>Kapı kapama yayı</b> <b>Door close spring</b>	700'lük kapı	215 mm	Cr-049
			800'lük kapı	245 mm	
			900'lük kapı	275 mm	
			1000'lik kapı	305 mm	
			1100'lük kapı	335 mm	
			1200'lük kapı	365 mm	
			1300'lük kapı	395 mm	
50		<b>Yay bağlantı tırnağı</b> <b>Spring mounting</b>			Cr-050
51		<b>Yay bağlantı profili</b> <b>Spring adjusting profile</b>			Cr-051
52		<b>Halat makarası</b> <b>Rope roller</b>			Cr-052
53		<b>Halat</b> <b>Rope</b>	700'lük kapı	1180 mm	Cr-053
			800'lük kapı	1290 mm	
			900'lük kapı	1400 mm	
			1000'lik kapı	1510 mm	
			1100'lük kapı	1620 mm	
			1200'lük kapı	1730 mm	
			1300'lük kapı	1840 mm	
54		<b>Kayış bağlantısı</b> <b>Belt connection</b>			Cr-054
55		<b>Kabin Kapısı Erkek fiş</b> <b>Male switch (car)</b>			Cr-055

56		<b>Dişi Fiş-kontak Sabitleme</b> <b>Switch fixing</b>	Cr-056
57		<b>Erkek Fiş-kontak Sabitleme</b> <b>Switch fixing</b>	Cr-057
58		<b>Fotosel bağlantı sacı</b> <b>Light curtain fixing sheet</b>	Cr-058
59		<b>Kabin kapısı kayış sabitleme gövdesi</b> <b>Car door belt fixing sheet</b>	Cr-059
60		<b>Taşıyıcı ray</b> <b>Carrier rail</b>	Cr-060
61		<b>Alüminyum alt eşik</b> <b>Aluminium bottom threshold</b>	Cr-061
62		<b>Ray mesafe profili</b> <b>Rail distance profile</b>	Cr-062

63		<b>Gerilim halat silindir desteği</b> <b>Tension rope roller support</b>	Cr-063
64		<b>Kılavuz halat silindir desteği</b> <b>Guide rope roller support</b>	Cr-064
65		<b>Halat tutucu kol komple</b> <b>Complete rope anchor</b>	Cr-065
66		<b>Halat makarası</b> <b>Rope roller</b>	Cr-066
67			Cr-067
68			Cr-068
69			Cr-069

70		<b>Alüminyum alt yol</b> <b>Aluminium bottom track</b>	Cr-070
71		<b>Alüminyum alt yol (kabin kapı)</b> <b>Aluminium bottom track</b>	Cr-071
72		<b>Alüminyum alt yol (merkezi)</b> <b>Aluminium bottom track (central)</b>	Cr-072
73		<b>Alüminyum alt yol</b> <b>Aluminium bottom track</b>	Cr-073
74		<b>Alüminyum alt yol (3P)</b> <b>Aluminium bottom track</b>	Cr-074
75		<b>M8*20 imbus cıvata DIN912</b> <b>M8*20 imbus bolt DIN 912</b>	Cr-075
76		<b>Panel alt kızak</b> <b>Panel down skate</b>	Cr-076
77		<b>Kapı paten plastiği</b> <b>Door sket plastic</b>	Cr-077

78		<b>M6*18 Pullu cıvata DIN 933 / M8 Pullu Somun</b> <b>M6*18 Bolt with washer / M8 Nut with washer</b>	Cr-078
79		<b>M6*25 Cıvata DIN 933</b> <b>Bolt DIN 933</b> <b>M6 Somun DIN 934</b> <b>M6 Nut DIN 934</b>	Cr-079
80		<b>M6*18 Pullu cıvata DIN 933</b> <b>M6*18 bolt with washer DIN 933</b>	Cr-080
81		<b>M6*40 cıvata DIN 931</b> <b>M6*60 cıvata DIN 931</b>	Cr-081
82		<b>M6*18 pullu cıvata DIN 933</b> <b>M8*20 pullu cıvata DIN 933</b>	Cr-082
83		<b>M6*18 pullu cıvata DIN 933</b> <b>M8 fiberli somun DIN 985</b>	Cr-083
84		<b>M8*20 pullu cıvata DIN 933</b> <b>M8*20 bolt with washer DIN 933</b>	Cr-084
85		<b>M5*10</b> <b>İmbus cıvata</b>	Cr-085

	<b>Kasa Bağlantı Kenedi</b> <b>Side fixing bracket</b>	Cr-0XX
	<b>L duvar konsolu / kenedi</b> <b>L bracket (wall)</b>	Cr-0XX
	<b>Kabin kapısı mekanizma kenedi</b> <b>Car door mechanism bracket</b>	Cr-0XX
	<b>Başlık ve alt yol bağlantı kenedi (duvar)</b> <b>Top&amp;bottom fixing bracket (wall)</b>	Cr-0XX
	<b>Başlık ve alt yol bağlantı kenedi (kapı)</b> <b>Top&amp;bottom fixing bracket (door)</b>	Cr-0XX