Ballroom Action Learn to Dance Series

November Moon Blues



The November Moon Blues was choreographed by Russ Hesketh in 2012. With the DSA review of the championship dances imminent in late 2012, Russ decided to have a new vogue foxtrot (or 4/4) dance ready for submission to DSA should they call for new dances in that genre. This dance is the result of that decision.

The name was chosen to recognize Russ's birth month, and the moon reference is significant in the family nickname of his partner, Alice Clark. Thanks are due to Alice's daughter Justine Armstrong, for her input in selecting the name.

Sincere thanks are also due to Andy Donnelly and Monica Fincham for their input into the instructional video of November Moon Blues. Their photos appear herein.

This dance is the fourth to be choreographed by Russ Hesketh, previous dances being the New Vogue Quickstep, Tango Carnaval, and the President's Daughter's Waltz. Following his invention of this dance, Russ went on to choreograph Opus Five Waltz.

(A list of abbreviations used in the charts is on page 10)

© Russ Hesketh 2013

Arcadia Dance Centre, 5 Malabar Court, Keysborough, Melbourne, Australia, 3173
p/f: 03 9798 7171 m: 0422 421 034 e: info@russhesketh.com.au w: www.russhesketh.com.au



NOVEMBER MOON BLUES

Man (1)

Starting Hold is Nat Pos,
facing Diag to Centre

16 Bar Routine 4/4 Time
Foxtrot / Saunter music
29 bars per minute

BAR NO.	STEP NO.	COUNT OR TIMING	BEAT VALUE	FEET POSITIONS	BODY POSITION & HOLD	ALIGNMENT AND/OR DIRECTION	AMOUNT OF TURN	RISE & LOWERING	CBM	FOOTWORK
	Commence Fallaway Reverse & Slip Pivot									
1	1	S	2	LF fwd	Nat Pos	Facing DC	Comm to turn L	-	Yes	H
	2	Q	1	RF back in f'way pos, RSL	Fallaway Pos	Backing DW, moving down LOD	1/4 btwn 1 & 2	-	-	TH
	3	Q	1	LF back in CBMP & f'way pos	"	Backing LOD	1/8 btwn 2 & 3, BTL	-	-	TH
2	4	Q	1	RF back, LF held in CBMP	Nat Pos	To centre, toe turned in, end facing LOD	1/4 btwn 3 & 4, 1/4 on 4 (pivot)	-	Yes	THT
	Commence Curving Three Step									
	5	Q	1	LF fwd in CBMP	"	Facing LOD	Comm to turn L	Rise e/o 5	Yes	HT
	6	Q	1	RF fwd	"	Facing centre	1/4 btwn 5 & 6	Up	-	T
	7	Q	1	LF fwd in CBMP	"	Facing agst LOD	1/4 btwn 6 & 7	Up, lwr e/o 7	Yes	TH
3	8	S	2	RF back	"	Backing LOD	Comm to turn L	-	Yes	TH
	9	S	2	LF to side	"	Facing wall	1/4 btwn 8 & 9	-	-	TH
4	10	S	2	RF extends to R w'out wt as body turns to L with strong broken sway to R	Throwaway Oversway (see photo on page 8)	LT pntg DW, RT pntg DW agst LOD	1/8 to L (LF), 1/8 to R (RF), body over-turns to L	L knee flexes strongly	-	LF flat, IE of T (RF)
	11	S	2	RF closes to LF	Nat Pos	Facing DW	1/4 to L (RF) btwn 10 & 11	Comm to rise on 11	-	TH

Continued overleaf

BAR NO.	STEP NO.	COUNT OR TIMING	BEAT VALUE	FEET POSITIONS	BODY POSITION & HOLD	ALIGNMENT AND/OR DIRECTION	AMOUNT OF TURN	RISE & LOWERING	CBM	FOOTWORK
5	12	Q	1	Feet positions held	Turn to PP	Facing DW	Body turns to R	Cont to rise on 12	-	Toes both feet
	13	Q	1	LF to side & sl back in PP	Loosely held PP	Pointing to LOD, moving DC	1/8 to L btwn 12 & 13	Up, lwr c/o 13	-	TH
	14	S	2	RF fwd & across in CBMP & PP	Open PP, man's R hand may be released	Pointing to LOD	Sl body turn to L	-	-	H
	Commence Forward Twinkle									
6	15	Q	1	LF fwd	R Op Ext Pos	Facing LOD	-	Rise c/o 15	-	HT
	16	Q	1	RF closes to LF	"	"	-	Up, lwr c/o 16	-	TH
	17	Q	1	LF back	"	Backing agst LOD	-	Rise c/o 17	-	T
	18	Q	1	RF crosses behind LF	"	"	-	Up, lwr c/o 18	-	TH
	Commence Solo Weave									
7	19	Q	1	LF fwd	Release hold	Facing LOD	Comm to turn L	Rise c/o 19	Yes	HT
	20	Q	1	RF to side	W'out hold	Backing wall	1/4 btwn 19 & 20	Up	-	T
	21	Q	1	LF back	"	Backing LOD	1/4 btwn 20 & 21	"	-	T
	22	Q	1	RF back	"	"	Cont to turn L	"	Yes	T
8	23	Q	1	LF to side & sl fwd	"	Pointing DW	3/8 btwn 22 & 23, BTL	"	-	T
	24	Q	1	RF fwd & across in CBMP & Open PP	Adopt L - L hand hold	Facing DW	Sl body turn to L	Up, lwr c/o 24	-	TH
	25	Q	1	LF back & across in CBMP, moving twds wall	Twds R Sh Pos, Upr Hold	Backing agst LOD	1/8 to L btwn 24 & 25 (LF)	Rise on 25	-	T
	26	Q	1	RF closes to LF	R Sh Pos, Upr Hold	"	-	Up, lwr c/o 26	-	TH
	Commence Walk & Curved Feather to Back Feather (man's steps)									
9	27	S	2	LF fwd	R Sh Pos, Upr Hold	Facing LOD	-	-	-	H
	28	S	2	RF fwd	"	"	Comm to turn R	Rise c/o 28	Yes	HT
	Continued overleaf									

NOVEMBER MOON BLUES Man (3)

BAR NO.	STEP NO.	COUNT OR TIMING	BEAT VALUE	FEET POSITIONS	BODY POSITION & HOLD	ALIGNMENT AND/OR DIRECTION	AMOUNT OF TURN	RISE & LOWERING	CBM	FOOTWORK
10	29	Q	1	LF fwd	R Sh Pos, Upr Hold	Facing DW	1/8 btwn 28 & 29	Up	-	T
	30	Q	1	RF fwd in CBMP	"	Facing wall	1/8 btwn 29 & 30	Up, lwr e/o 30	Yes	TH
	31	S	2	LF back	"	Backing DC	1/8 btwn 30 & 31	Comm to rise e/o 31, NFR	Yes	TH
11	32	Q	1	RF back	"	Curving twds LOD	Cont to turn R	Cont to rise on 32	-	T
	33	Q	1	LF back, small step	"	Backing LOD	1/8 btwn 31 & 33	Up, lwr e/o 33	-	TH
	34	S	2	Turn to R on LF & close RF to LF w'out wt	Adopt PP hold	Facing centre	1/4 btwn 33 & 34	-	-	H,FF (LF) &T(RF)
12	35	S	2	RF to side, LF remains extended to side w'out wt	Same Foot Lunge with L sway	RT pntg DC, LT pntg DC agst LOD	1/8 to R (RF)	R knee flexes	-	TH & IE of T (RF)
	36	Q	1	Feet positions held	Change to R sway	"	-	-	-	Footwork held
	37	Q	1	" (see photo on page 8)	Change to L sway	"	-	-	-	"
13	38	Q	1	Transfer wt to LF	Moving twds Nat Pos	Pntg DC agst LOD	Body turn to L	-	-	TH
	39	Q	1	RF closes to LF	Nat Pos, Ext to R	Facing DC agst LOD	"	-	-	TH
	Commence Outside Spin									
	40	Q	1	LF back in CBMP (small step)	"	DW, toe turned in	3/8 to R on 40 (pivot)	-	Yes	THT
	41	Q	1	RF fwd in CBMP, OP	"	Facing LOD	Cont to turn R	Rise e/o 41	Yes	HT
14	42	S	2	LF to side, ending LF back	Nat Pos	Facing DW agst LOD, end facing DC	3/8 btwn 41 & 42, 1/2 on 42	Up, lwr e/o 42	-	TH
	Commence Lilting Turn to PP									
	43	Q	1	RF fwd in CBMP	"	Facing DC	Cont to turn R	Rise e/o 43	Yes	HT
	44	Q	1	LF fwd & sl to side in PP	PP	Pointing to LOD	1/8 btwn 43 & 44, BTL	Lwr on 44	-	TH

Continued overleaf

BAR NO.	STEP NO.	COUNT OR TIMING	BEAT VALUE	FEET POSITIONS	BODY POSITION & HOLD	ALIGNMENT AND/OR DIRECTION	AMOUNT OF TURN	RISE & LOWERING	CBM FOOTWORK	
	Commence Feather Ending									
15	45	S	2	RF fwd in CBMP & PP	PP	Facing DW, moving along LOD	1/8 btwn 44 & 45	Rise e/o 45	Sl	HT
	46	Q	1	LF diag fwd, preparing to step OP, LSL	Nat Pos	Facing DW	-	Up	-	T
	47	Q	1	RF fwd in CBMP, OP	"	"	-	Up, lwr e/o 47	-	TH
	Commence Change of Direction									
16	48	S	2	LF fwd	"	"	Comm to turn L	-	Yes	H
	49	S	2	RF diag fwd RSL & close LF to RF sl fwd, w'out wt	"	DW, RT pntg twds LOD, end facing DC	1/4 btwn 48 & 49	-	-	IE of TH, then IE of T (LF)
	LF fwd in CBMP to re-commence									



Throwaway Oversway
Step no. 10



Same Foot Lunge
Step no. 35

NOVEMBER MOON BLUES

Lady (1)



16 Bar Routine 4/4 Time
Foxtrot / Saunter music
29 bars per minute

Starting Hold is Nat Pos,
backing Diag to Centre

BAR NO.	STEP NO.	COUNT OR TIMING	BEAT VALUE	FEET POSITIONS	BODY POSITION & HOLD	ALIGNMENT AND/OR DIRECTION	AMOUNT OF TURN	RISE & LOWERING	CBM	FOOTWORK
	Commence Fallaway Reverse & Slip Pivot									
1	1	S	2	RF back	Nat Pos	Backing DC	-	-	-	TH
	2	Q	1	LF back in f'way pos, LSL	Fallaway Pos	Backing DC, moving down LOD	-	-	-	TH
	3	Q	1	RF back in CBMP & f'way pos (small step), LF held in CBMP	Fallaway Pos, end in Nat Pos	Backing DC, end facing centre	5/8 to L on 3, (pivot)	-	Yes	T
2	4	Q	1	LF fwd in CBMP, RF held in CBMP	Nat Pos	To centre, end backing LOD	1/4 to L on 4, (pivot)	-	Yes	TH
	Commence Curving Three Step									
	5	Q	1	RF back in CBMP	"	Backing LOD	Comm to turn L	Rise e/o 5, NFR	Yes	TH
	6	Q	1	LF back	"	Backing centre	1/4 btwn 5 & 6	Up	-	T
	7	Q	1	RF back in CBMP	"	Backing agst LOD	1/4 btwn 6 & 7	Up, lwr e/o 7	Yes	TH
3	8	S	2	LF fwd in CBMP	"	Facing LOD	Comm to turn L	-	Yes	HT
	9	S	2	RF to side	"	Backing wall	1/4 btwn 8 & 9	-	-	TH
4	10	S	2	Turn to L on RF & extend LF behind w'out wt	Throwaway Oversway (see photo on page 8)	RT pntg btwn agst LOD & DC agst LOD, LT pntg DW	Almost 1/4 to L on RF, 5/8 to L (LF), body overturns to L	R knee flexes strongly	-	RF flat, IE of T (LF)
	11	S	2	LF closes to RF	Nat Pos	Facing DW agst LOD	1/2 to R (LF) btwn 10 & 11	Comm to rise on 11	-	TH

Continued overleaf

NOVEMBER MOON BLUES Lady (2)

BAR NO.	STEP NO.	COUNT OR TIMING	BEAT VALUE	FEET POSITIONS	BODY POSITION & HOLD	ALIGNMENT AND/OR DIRECTION	AMOUNT OF TURN	RISE & LOWERING	CBM	FOOTWORK
5	12	Q	1	Swivel to R on LF with feet together	Turn to PP	Facing DC	1/4 to R btwn 11 & 12	Cont to rise on 12	-	Toes both feet
	13	Q	1	RF to side & sl back in PP	Loosely held PP	Pointing to LOD, moving DW	1/8 to R btwn 12 & 13	Up, lwr e/o 13	-	TH
	14	S	2	LF fwd & across in CBMP & PP	Open PP, man's R hand may be released	Pointing to LOD	Sl body turn to R	-	-	H
	Commence Forward Twinkle									
6	15	Q	1	RF fwd	R Op Ext Pos	Facing LOD	-	Rise e/o 15	-	HT
	16	Q	1	LF closes to RF	"	"	-	Up, lwr e/o 16	-	TH
	17	Q	1	RF back	"	Backing agst LOD	-	Rise e/o 17	-	T
	18	Q	1	LF crosses behind RF	"	"	-	Up, lwr e/o 18	-	TH
	Commence Solo Weave									
7	19	Q	1	RF fwd	Release hold	Facing LOD	Comm to turn R	Rise e/o 19	Yes	HT
	20	Q	1	LF to side	W'out hold	Backing centre	1/4 btwn 19 & 20	Up	-	T
	21	Q	1	RF back	"	Backing LOD	1/4 btwn 20 & 21	"	-	T
	22	Q	1	LF back	"	"	Cont to turn R	"	Yes	T
8	23	Q	1	RF to side & sl fwd	"	Pointing DC	3/8 btwn 22 & 23, BTL	"	-	T
	24	Q	1	LF fwd & across in CBMP & Open PP	Adopt L - L hand hold	Facing DC	Sl body turn to R	Up, lwr e/o 24	-	TH
	25	Q	1	RF back & across in CBMP	Twds R Sh Pos, Upr Hold	Backing agst LOD	1/8 to R btwn 24 & 25 (RF)	Rise on 25	-	T
	26	Q	1	LF closes to RF w'out wt	R Sh Pos, Upr Hold	"	-	Up, lwr e/o 26	-	TH
	Commence Walk & Curved Feather to Back Feather (man's steps)									
9	27	S	2	LF fwd	R Sh Pos, Upr Hold	Facing LOD	-	-	-	H
	28	S	2	RF fwd	"	"	Comm to turn R	Rise e/o 28	Yes	HT

Continued overleaf

NOVEMBER MOON BLUES Lady (3)

BAR NO.	STEP NO.	COUNT OR TIMING	BEAT VALUE	FEET POSITIONS	BODY POSITION & HOLD	ALIGNMENT AND/OR DIRECTION	AMOUNT OF TURN	RISE & LOWERING	CBM	FOOTWORK
10	29	Q	1	LF fwd	R Sh Pos, Upr Hold	Facing DW	1/8 btwn 28 & 29	Up	-	T
	30	Q	1	RF fwd in CBMP	"	Facing wall	1/8 btwn 29 & 30	Up, lwr e/o 30	Yes	TH
	31	S	2	LF back	"	Backing DC	1/8 btwn 30 & 31	Comm to rise e/o 31, NFR	Yes	TH
11	32	Q	1	RF back	"	Curving twds LOD	Cont to turn R	Cont to rise on 32	-	T
	33	Q	1	LF back	"	Backing LOD	1/8 btwn 31 & 33	Up, lwr e/o 33	-	TH
	34	S	2	RF closes to LF w'out wt	Adopt PP hold	"	-	-	-	TH
12	35	S	2	RF back in CBMP, LF pointed fwd w'out wt	Same Foot Lunge with R sway	"	-	R knee bent, L leg straight	-	TH & outside edge LT
	36	Q	1	Feet positions held	Change to L sway & look L	"	-	-	-	Footwork held
	37	Q	1	" (see photo on page 8)	Change to R sway & look R	"	-	-	-	"
13	38	Q	1	Transfer wt fwd to LF	Moving twds Nat Pos	Facing agst LOD	Comm to turn L	-	-	TH
	39	Q	1	RF closes to LF w'out wt	Nat Pos, Ext to R	Facing DW	3/8 btwn 38 & 39	-	-	TH
	Commence Outside Spin									
	40	Q	1	RF fwd in CBMP, OP	"	"	Comm to turn R	Comm to rise e/o 40	Yes	HT
	41	Q	1	LF closes to RF	"	Facing centre	5/8 btwn 40 & 41	Cont to rise on 41	-	T
14	42	S	2	RF fwd, ending in CBMP	Nat Pos	Facing LOD, end backing DC	1/4 btwn 41 & 42, 3/8 on 42	Up, lwr e/o 42	Yes	TH
	Commence Lilting Turn to PP									
	43	Q	1	LF back in CBMP	"	Backing DC	Cont to turn R	Rise e/o 43	Yes	T
	44	Q	1	RF to side in PP	PP	Facing DC	1/2 btwn 43 & 44, BTL	Lwr on 44	-	TH

Continued overleaf

NOVEMBER MOON BLUES Lady (4)

BAR NO.	STEP NO.	COUNT OR TIMING	BEAT VALUE	FEET POSITIONS	BODY POSITION & HOLD	ALIGNMENT AND/OR DIRECTION	AMOUNT OF TURN	RISE & LOWERING	CBM	FOOTWORK
	Commence Feather Ending									
15	45	S	2	LF fwd & across in CBMP & PP	PP	Facing DC, moving along LOD	Comm to turn L	Rise e/o 45	Yes	HT
	46	Q	1	RF to side & sl back	Nat Pos	Backing wall	1/8 btwn 45 & 46	Up	-	TH
	47	Q	1	LF back in CBMP	"	Backing DW	1/8 btwn 46 & 47	Up, NFR, lwr e/o 47	-	TH
	Commence Change of Direction									
16	48	S	2	RF back	"	"	Comm to turn L	-	Yes	TH
	49	S	2	LF diag back LSL & close RF to LF sl back, w'out wt	"	Backing DW, end backing DC	1/4 btwn 48 & 49	-	-	TIE ofTH, then IE of T (RF)
	RF back in CBMP to re-commence									