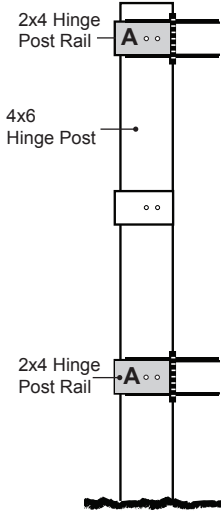
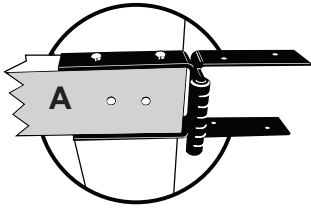
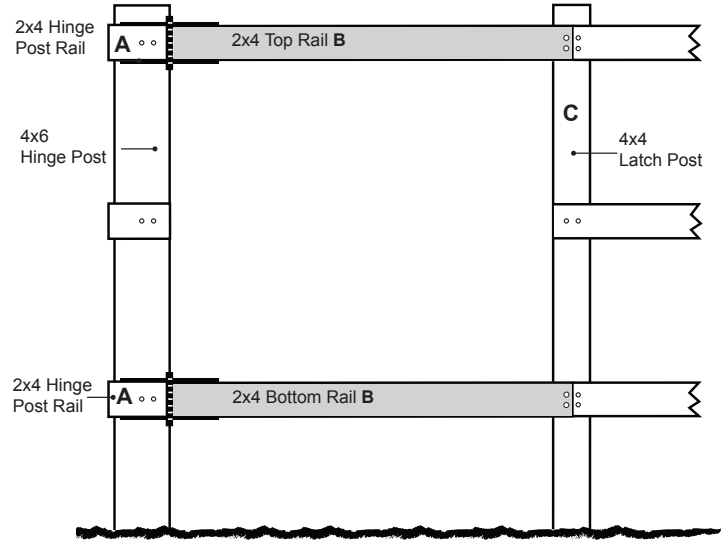
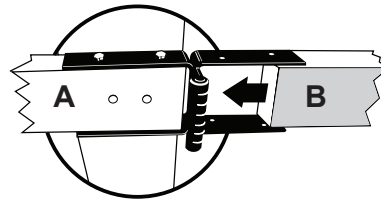


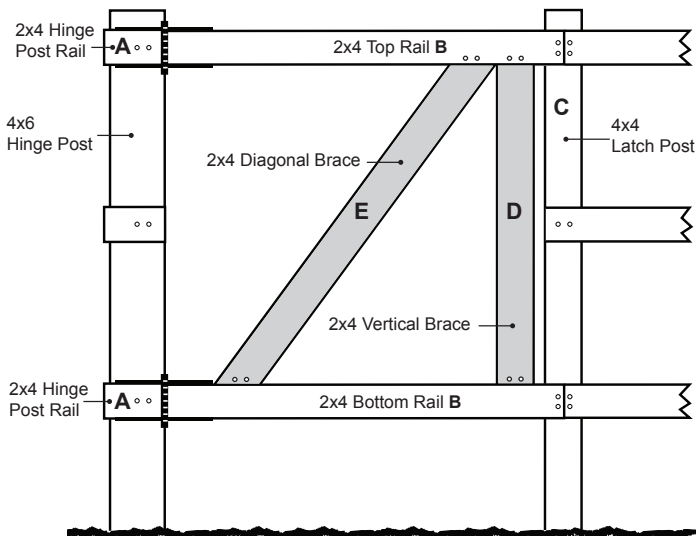
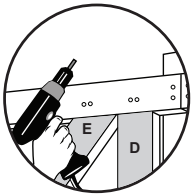
**Step 1.** Attach one side of the G-Force hinge to (A) with the provided screws (G).



**Step 2.** Nail (B) to (C) before attaching (B) to the G-Force hinge with provided screws (G).



**Step 3.** Attach (D) and (E) to (B). Note: If using a post latch, attach a segment of 2x4 vertically to the front of C. Ensure there is at least a 3/4" gap between (D) and (C).



**Step 4.** Attach fence boards to the gate frame. Cut (B) free of (C). (See Figure 1)

Figure 1

