



278_Americas_Pride_Panel_1



279_America's_Pride_Pan



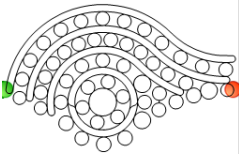
280_Americas_Pride_panel_3




281_Americas_Pride_panel_4



Autumn Splendor E2E




Dippin Dots



Droopy Marigold E2E



KP Bliss Block 1



KP Bliss Block 10




KP Bliss Block 11



KP Bliss Block 12



KP Bliss Block 13



KP Bliss Block 14




KP Bliss Block 15




KP Bliss Block 16




KP Bliss Block 2



KP Bliss Block 3




KP Bliss Block 4




KP Bliss Block 5




KP Bliss Block 6



KP Bliss Block 7



KP Bliss Block 8



KP Bliss Block 9



KP Graffiti Quilting Modular E2E #1



KP Graffiti Quilting Modular E2E #2



KP Graffiti Quilting
Modular E2E #3



KP Graffiti Quilting
Modular E2E #4



KP Graffiti Quilting
Modular E2E #5



KP Graffiti Quilting
Modular E2E #6



KP Graffiti Quilting
Modular E2E #7



KP Graffiti Quilting
Modular E2E #8



KP Karlee's Allover
Graffiti Quilting Row



KP Karlee's Allover
Graffiti Quilting Row



KP Karlee's Allover
Graffiti Quilting Row



KP Karlee's Allover
Graffiti Quilting Row



KP Karlee's Allover
Graffiti Quilting Row




KP Karlee's Allover
Graffiti Quilting Row



KP Karlee's Allover
Graffiti Quilting Row




KP Karlee's Allover
Graffiti Quilting Row



KP Karlee's Allover
Graffiti Quilting - All



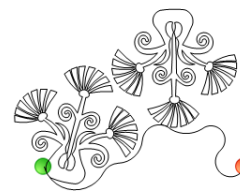
Poppy Field



Raindrops On Water
Modern E2E



Steam Punk Gears




Stephys Flower E2E



You're Welcome B2B




Zen Flowers B2B




Zen Flowers B2B -
Tilted

The eight “KP Graffiti Quilting Modular E2E” designs can be combined/concatenated (thus the term, “Modular”) to create an overall design with less repeating of any given motif. The following example has all eight designs repeating, with three per row. (The first design appears again at the end of the third row, as highlighted in the second diagram.)




The modular graffiti patterns, even though they are termed “dense,” are intended to be quilted out rather large. Design size is approximately 30”x14”, so the sample shown would quilt out 90” wide.

The "Karlee's All Over Graffiti" quilts out in rows, rather than waves. The example is 40" x 50" (minimum), though it can be truncated (not scaled) smaller or scaled up to king size.



Bliss Blocks can be used individually or in any grouping/repeat.




The example above is two blocks in three rows of three blocks each.




The example above is all sixteen blocks. The Bliss Blocks do create a recognizable square pattern. If the project will need the quilting aligned with fabric blocks, the project will be "Custom Level 2" instead of edge-to-edge.

The America patterns can also be concatenated:

The design size of the group below is 38" x 48", though they can be sized a bit and/or repeated in rows.



Steam Punk gears is a wonderful, nesting design.



Poppies:

