

Marion County Election Board



2021 Agency Budget Presentation

Agency Narrative and Overview

Narrative

- The Election Board conducts elections in Marion County as well as administers and enforces election law in the county.
- State statute mandates bipartisan membership of the three-person Election Board.
- The Marion County Clerk serves as the secretary, and in this role, is responsible for the administration of primary, general, municipal, and special elections.
- The board certifies election results, enforces state campaign finance laws, maintains and stores voting equipment, and provides training for poll workers.

Overview of Agency Responsibilities

- Election Service Center
- Poll Worker Recruitment & Coordination
- Vote Center Implementation
- Absentee & Military Program
- Campaign Finance Enforcement



2021 Total Budget Overview

Marion Count Election Board		2021 Request	2020 Budget	+/- Difference from 2020	
<i>County General Fund</i>					
Character 1 - Total Labor	\$	1,016,120	\$	1,905,017	-\$888,897.00
Character 2 - Total Supplies	\$	24,500	\$	126,650	-\$102,150.00
Character 3 - Total Services	\$	1,889,508	\$	4,205,485	-\$2,315,977.00
Character 4 - Capital Expenditures	\$	234,900	\$	96,084	\$138,816.00
<i>Special Funds</i>					
Character 3 - Cumulative Fund	\$	521,176	\$	226,834	\$294,342.00
Character 4 - Cumulative Fund	\$	-	\$	100,000	-\$100,000.00
HAVA Grants	\$	50,000	\$	50,000	\$ -
	\$	3,736,204	\$	6,710,070	-\$2,973,866.00



Character 1 – Total Labor

Election Board	2021 Request	2020 Introduced	+/- Difference from 2020
Character 1 - Total Labor	\$ 1,016,120	\$ 1,905,017	\$ - 888,897

- Funds all payments to staff, including benefits
- Poll workers and seasonal staff are not expected in 2021
- Opportunity to reimagine the staff, and right-size the agency



Character 2 – Total Supplies

Election Board	2021 Request	2020 Introduced	+/- Difference from 2020
Character 2 - Total Supplies	\$ 24,500	\$ 126,650	\$ - 102,150

- Reduction in funding reflects the overall reduction in our need for supplies, without an election in 2021



Character 3 – Total Services

Election Board	2021 Request	2020 Introduced	+/- Difference from 2020
Character 3 - Total Services	\$ 1,889,508	\$ 4,205,485	\$ - 2,315,977

- The largest decline in the Election Board’s budget is realized in Character 3
- Major reductions include a decline in the agency’s reliance on staffing agencies, consulting services, a mailing contract, as well as a printing contract for the agency



Character 4 – Capital Expenses

Election Board	2021 Request	2020 Introduced	+/- Difference from 2020
Character 4 – Capital Expenses	\$ 234,900	\$ 96,084	\$ 138,816

- Increased funding to pay for maintenance and software upgrades on thousands of machines to keep them operational and secure



Grants and Cumulative Fund

Election Board	2021 Request	2020 Introduced	+/- Difference from 2020
HAVA Grant Reimbursement	\$ 50,000	\$ 50,000	\$ 0
Cumulative Fund	\$ 521,176	\$ 226,834	\$ 294,342

- HAVA grant funds have carried over from previous years for equipment, as well as certain repair and maintenance costs.
- Cumulative Fund increased:
 - Covers updates, repairs, and man hours as part of agency contracts



Looking Forward

- Possibility of updating the current Service Center or moving to a new and modern facility
- Updating staff needs and right sizing the agency for future elections



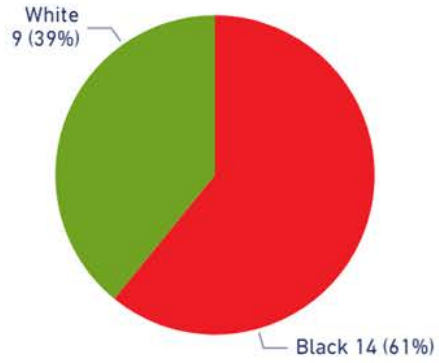
Commitment to Equity

- Diversity of full time staff is a cornerstone of the agency now, and goes to the top with the Clerk assisting in hiring decisions
- It is imperative that the composition of the Election Board staff be diverse and reflective of our community
- Voters, candidates, poll workers and employees must feel comfortable and confident that those in charge of elections reflect the community as a whole

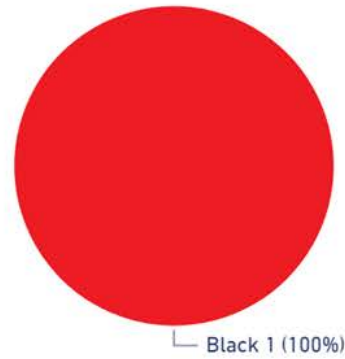


City of Indianapolis Demographics (U.S. Census Bureau Estimate 7/1/19) - White 61.4%; Black 28.3%; Asian 3.2%; American Indian 0.3%; Native Hawaiian/Other 0.1%; Hispanic/Latino 10.2%

All Employees by Ethnic Group



Managers by Ethnic Group



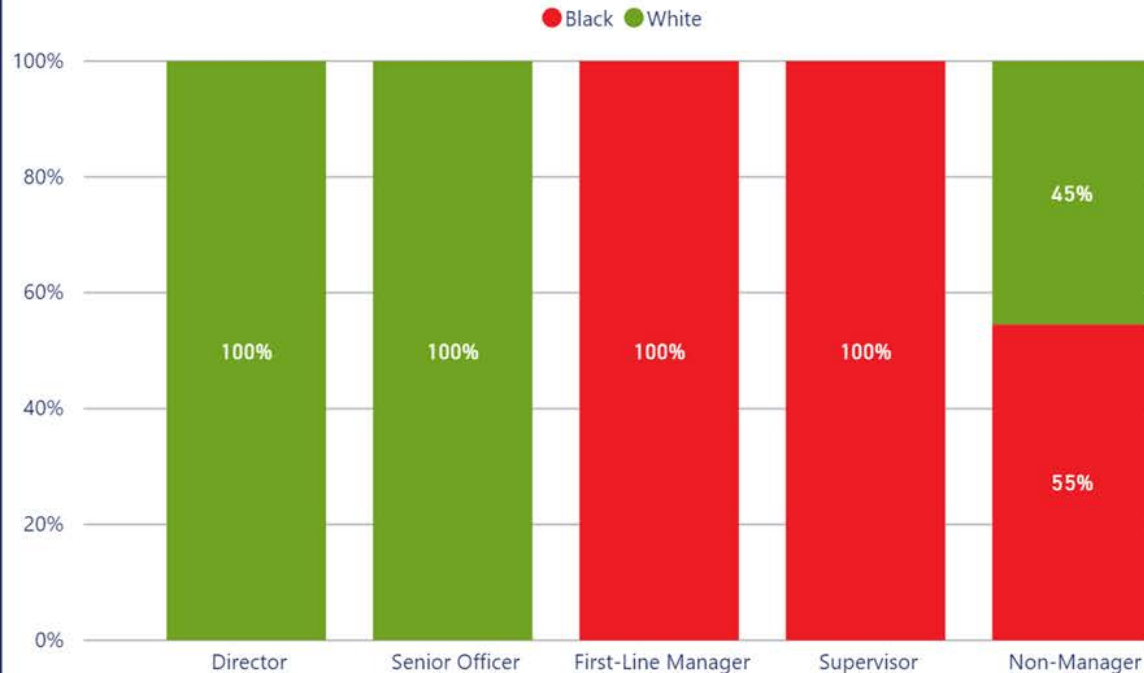
All Employee Avg. Annual Salary by Ethnic Group



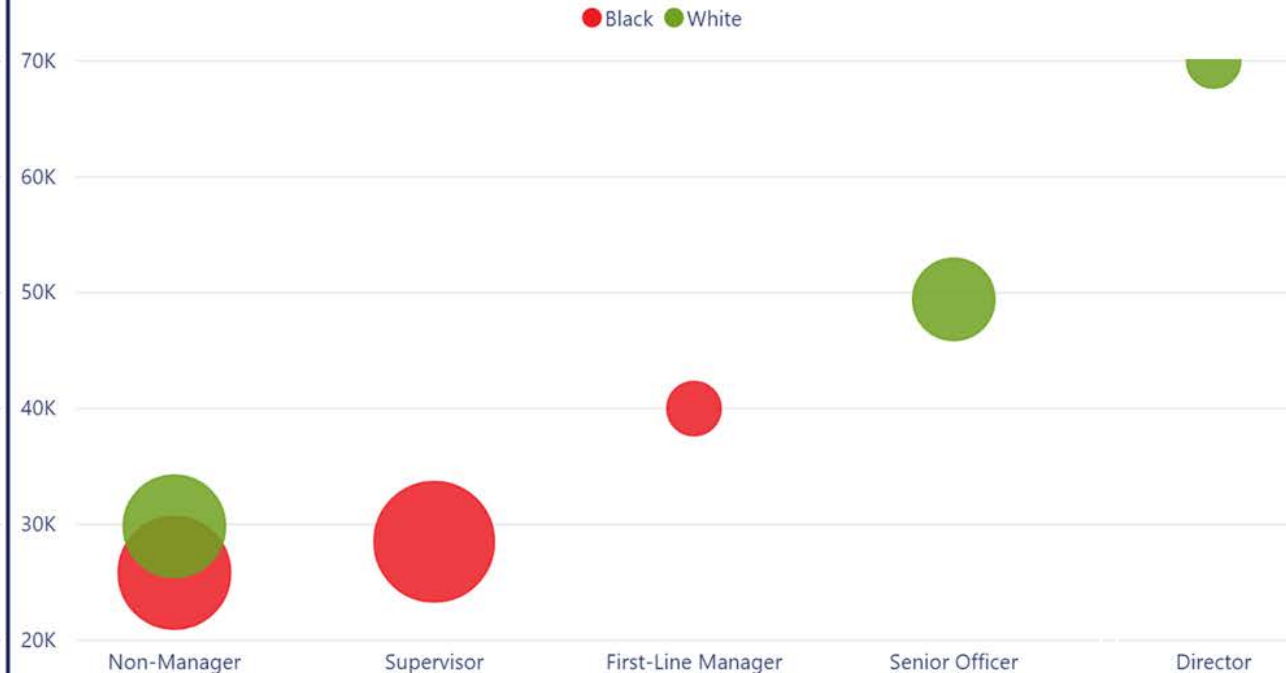
Management Avg. Annual Salary by Ethnic Group



All Employees by Position and Ethnic Group



Avg. Annual Salary by Position, Ethnic Group, and Size of Ethnic Group



Departmental Success

- Updated staffing figures for year-round employment show the following:

Full Time Staff			
5 Female	50%	5 Male	50%
4 African American	40%	6 White	60%

Management			
4 Female	57%	2 African American	28%



Seasonal Staff Constraints and Opportunities

- The Election Board must employ people that are appointed by the two major political parties
- This provides the largest group of seasonal employees to the agency, but does not allow for the agency to recruit or consider factors in hiring
- Reliance on temporary staffing agencies can hinder diversity
- However, this can provide a large and diverse pool of applicants to pull from when full time positions become available in the agency



Racial Equity in 2021

- Although the external facing operations of the Election Board are greatly diminished in 2021, without an election, the agency will continue to make strides
 - Cognizant of XBE contracting opportunities
 - Further analysis of the county's vote center plan
 - Attention to retention and recruitment of a diverse workforce



Procurement and Contracting

Vendor Name	XBE Status	Total (12 Months)	Service Provided
Leon Consulting, LLC	MBE	\$ 169,605	Communication Consulting
Nishida Services, Inc	MBE	\$ 6,080	COVID-19 Sanitation
Sondhi Solutions, LLC	MBE	\$ 39,500	Technology Staffing Firm
Knowledge Services	WBE	\$ 55,817	Temporary Staffing Firm
PICS, LLC	WBE	\$ 7,585	Janitorial Services
Elect Staffing	WBE	\$ 116,000	Logistics and Election Day Services
Pristine Image, LLC	MWBE	\$ 3,640	Janitorial Services
Total		\$398,227	



Marion County Vote Center Plan

- Will be passed by the Election Board on August 26, 2020
- A lot of data was used to ensure access to the ballot in Marion County
 - Population access to vehicles and bus lines and keep walkable vote centers
 - Chose sites that were visible in the community and offered the best amenities
- Establish significantly more sites than we saw in the June Primary Election



Questions?

