

Brief Specs

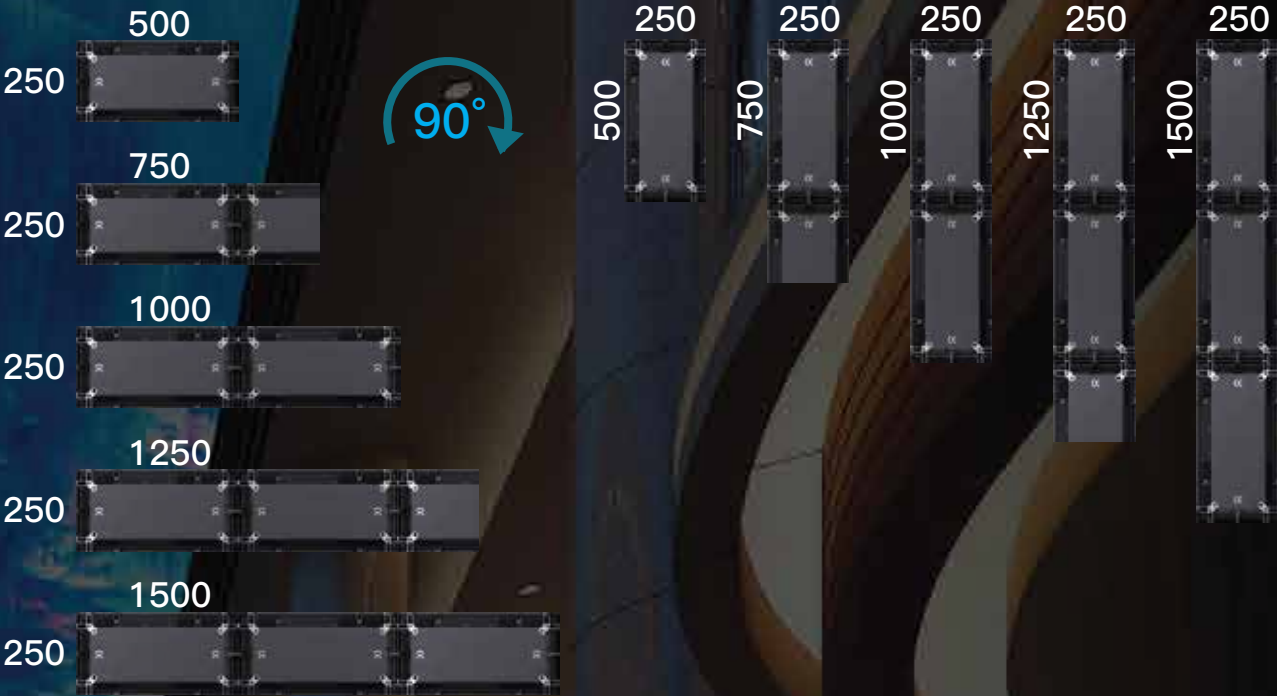
Model No.	P1.56	P1.89	P2.5	P2.6	P2.9	P3.9	P4.8
Pixel Pitch (mm)	1.56	1.89	2.5	2.6	2.9	3.9	4.8
LED Configuration	SMD1212	SMD1515	SMD2020	SMD1515 SMD2020	SMD2020	SMD2020	SMD2020
Pixel Density (pixels/m ²)	409,600	278,784	160,000	147,456	112,896	65,536	43,264
Brightness (cd/m ²)	600–800	600–800	800–1000	800–1000	800–1000	800–1000	800–1000
Module Size (W x H mm)	250x250	250x250	250x250	250x250	250x250	250x250	250x250
Resolution	160x160	132x132	100x100	96x96	84x84	64x64	52x52
Panel Size (W x H mm)	250X	250X	250X	250X	250X	250X	250X
Panel Weight (kg/m ²)	19kg	19kg	19kg	19kg	19kg	19kg	19kg
Cabinet Material	Aluminum	Aluminum	Aluminum	Aluminum	Aluminum	Aluminum	Aluminum
Power Consum. (w/m ²)	420/140	420/140	420/140	420/140	420/140	420/140	420/140
Refresh Rate	≥3840Hz	≥3840Hz	≥3840Hz	≥3840Hz	≥3840Hz	≥3840Hz	≥3840Hz
Gray Scale	≥14bits	≥14bits	≥14bits	≥14bits	≥14bits	≥14bits	≥14bits

Powerful Main Panel, Universal and Cost Effective

The versaPANEL Prime measures 500x1000mm and can be turned 90°, mounted in either portrait or landscape orientation. Only the cabinets are rotated, the modules stay in the correct orientaion for a uniform display. This solves most sizing issues experiences by providers.




Add Panels like Magic!

Using our addPANEL allows you to extend your display by 250mm increments, and all versaPANELS are rotatable, making our versaPANEL system the most versatile LED panel system on the market.



Super Flexibility to Meet Most Any Requirement

versaPANEL is able to in most any space using a 250mm x 250mm building block



Bracket Free

versaPANEL can be mounted directly mounted to any smooth, flat wall against wall.
*for displays less than 20m²



Lightweight


19 kg/m²

Thin

44 mm


High Strength

The chassis has been tested to a breaking point of 3 tons, using a safety factor of 10, 30m of versaPANEL (without extra bracket) can safely hang seamlessly in the air.



Making a Seamless Wall

versaPANEL allows each module to be adjusted slightly left, right, up or down, to have seamless joints between modules, providing a smooth, even display




Easy Maintenance

Modules and internal parts are all front accessible




Creative Installations


versaPANEL allows you to fully express your creativity. In addition to standard flat installations, versaPANEL can accommodate curved installations as well as hard angle corners, and more. Let your imagination run wild.



90° & cubic
(Min: 250x250 x 500mm)




Curved



Creative Shapes...

Powerful Compatibility

One chassis with same internal composition for all available pitches. All parts including module, power supply, receiving card, hub, cables etc. are all interchangeable, which makes it easy to stock the versaPANEL. This makes upgrades a breeze and reduces the cost by up to 30% for the retrofit to higher resolution.



Common Bracket Installation

