

2023 LRTP EXECUTIVE SUMMARY

What is a Long Range Transportation Plan (LRTP)?

The Billings-Yellowstone County Metropolitan Planning Organization (MPO) prepared a long range transportation plan (LRTP) to guide the development and implementation of multimodal transportation projects for the Billings planning area. MPOs are required to update their transportation plan every four to five years to meet local, state, and federal requirements.

The LRTP includes:

- Planning for the next 20 years—looks out to year 2045
- Engaging the public for input and comment
- Assessing facilities and operations of the different transportation modes
- Identifying transportation needs and a set of short- and long-range transportation projects
- Constraining the transportation projects financially

How was the LRTP created?

SUMMER & FALL 2022

Vision, Goals, & Objectives

Existing Conditions Analysis

WINTER & SPRING 2023

Needs, Deficiencies, & Opportunities

Travel Demand Model

Project List

Future Conditions Analysis

Public Open House #1 / Online Survey

Public Open House #2/ Online Survey

Financial Plan

LRTP Report

Plan Adoption
SUMMER 2023

VISION

Support a livable and economically vibrant community through a safer and more equitable multimodal transportation system.

GOALS



Safety – Develop a safer transportation system for all users.



Resiliency – Optimize, preserve, and enhance the existing transportation system to adapt with climate change, protect the natural environment, and promote a healthy and sustainable community.



Mobility – Create a transportation system that supports the use of transit, walking, biking, shared mobility, and vehicles.



Equity & Accessibility – Address the needs of transportation-disadvantaged populations through the provision of affordable, accessible, and reliable travel options.



Economic Vitality – Provide transportation facilities to support the local economy and connect the Billings Urban Area to local, regional, and national commerce.

Who was involved in the LRTP Process?

10 Steering Committee Meetings

2 Elected Officials Workshops
15 attendees @ #1 and
13 attendees @ #2

2 Public Open Houses 20 attendees
@ #1 and 11 attendees @ #2

2 Online Surveys/ Interactive Maps
(Fall & Spring): 521 Total Comments

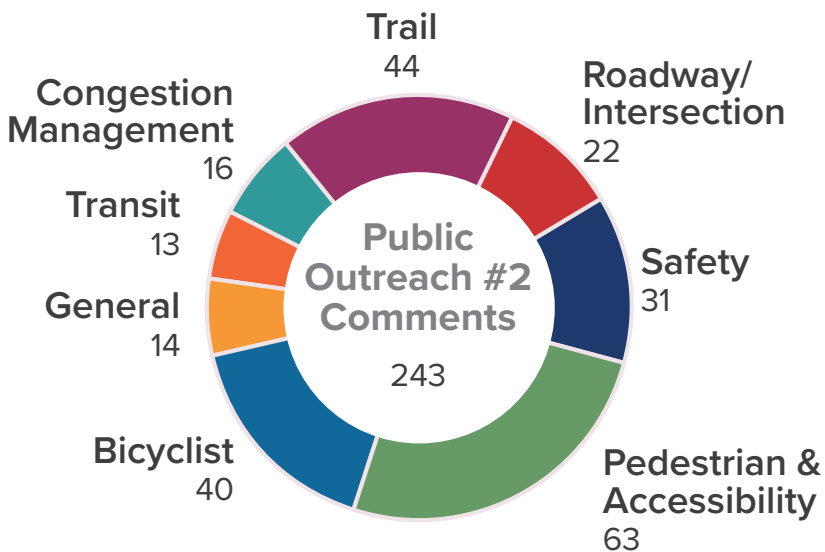
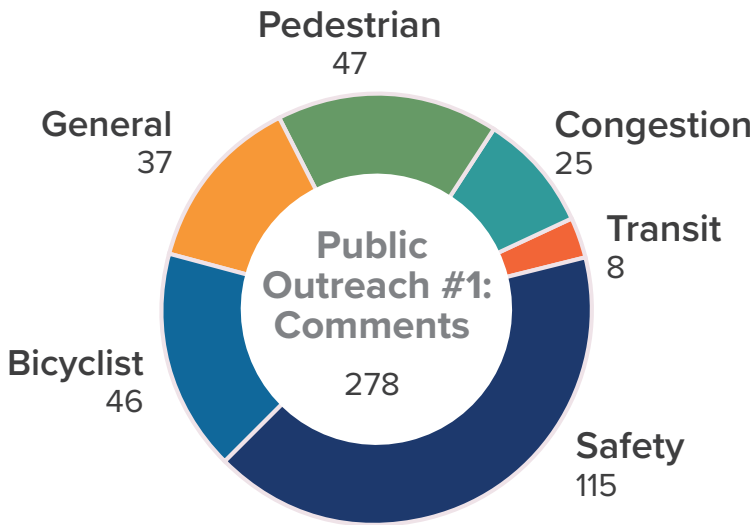
12 Outreach Meetings



OUTREACH MEETINGS

- LIFTT
- Bike Walk Montana
- Lockwood Pedestrian Safety District
- Pioneer Park Task Force
- All Task Force Meeting
- Lockwood Steering Committee
- Bicycle & Pedestrian Advisory Committee
- Billings Industrial Revitalization District (BIRD)
- Healthy by Design
- Midtown Community Collaborative
- Southside Task Force
- Billings Public Schools

The purpose of public outreach #1 was to gather input on the needs, opportunities, and deficiencies that currently exist in the multimodal transportation system.

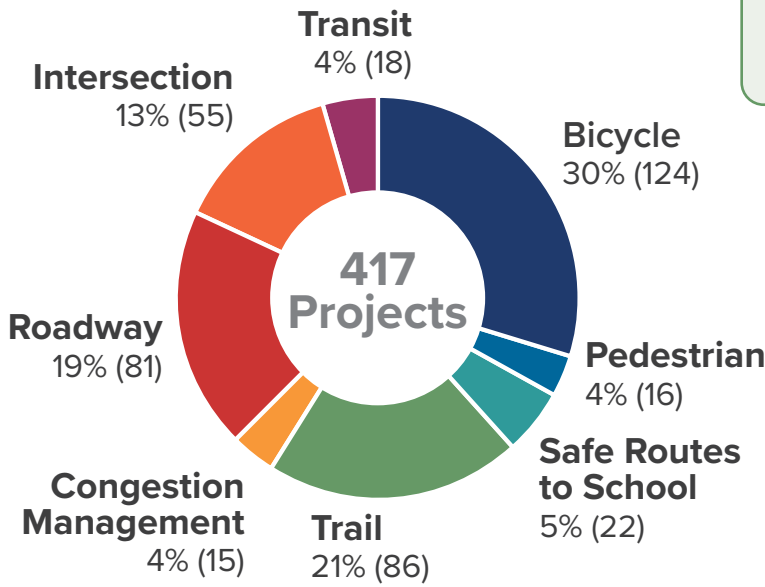


The purpose of public outreach #2 was to gather feedback on the projects to address those needs, opportunities, and deficiencies identified during public outreach #1.

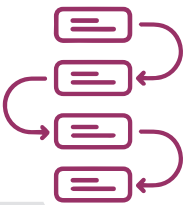


Project List

Projects included in the 2023 LRTP were identified through previous plans, previous studies, and feedback from the public, stakeholders, and the Steering Committee on the needs, opportunities, and deficiencies in the Billings planning area. Through this process, 417 projects were included in the Project List, with 70 new projects identified through analysis, stakeholder input, and public input. Of the 417 projects, 66 were committed funding through 2028, 336 are recommended for funding through 2045, and 15 are illustrative of what could be funded if more funding becomes available.



Each project has a cost estimate.



Projects are prioritized based on criteria that reflects the vision & goals of the LRTP.



The MPO revenues are matched to project costs of the prioritized projects.



Projects are categorized as Committed or Recommended based on prioritization and MPO revenues.




Resulting in a spending plan that is fiscally constrained.

Committed Projects

- Intersection
- Pedestrian
- SRTS
- Bicycle
- Congestion Management
- Pedestrian
- Trail
- Roadway
- Completed Phases of Billings Bypass

Note: Projects without a specific location, or that have multiple locations, are not shown in this figure. These projects include: CM_21, CM_23, CM_24, I_34, MET_02, MET_04, MET_05, MET_09, MET_10, MET_11, MET_12, MET_14, MET_15, MET_16, R_28, R_40, R_59, R_60, R_61, R_62, R_65, R_69, R_70, R_77, R_99, and R_100.

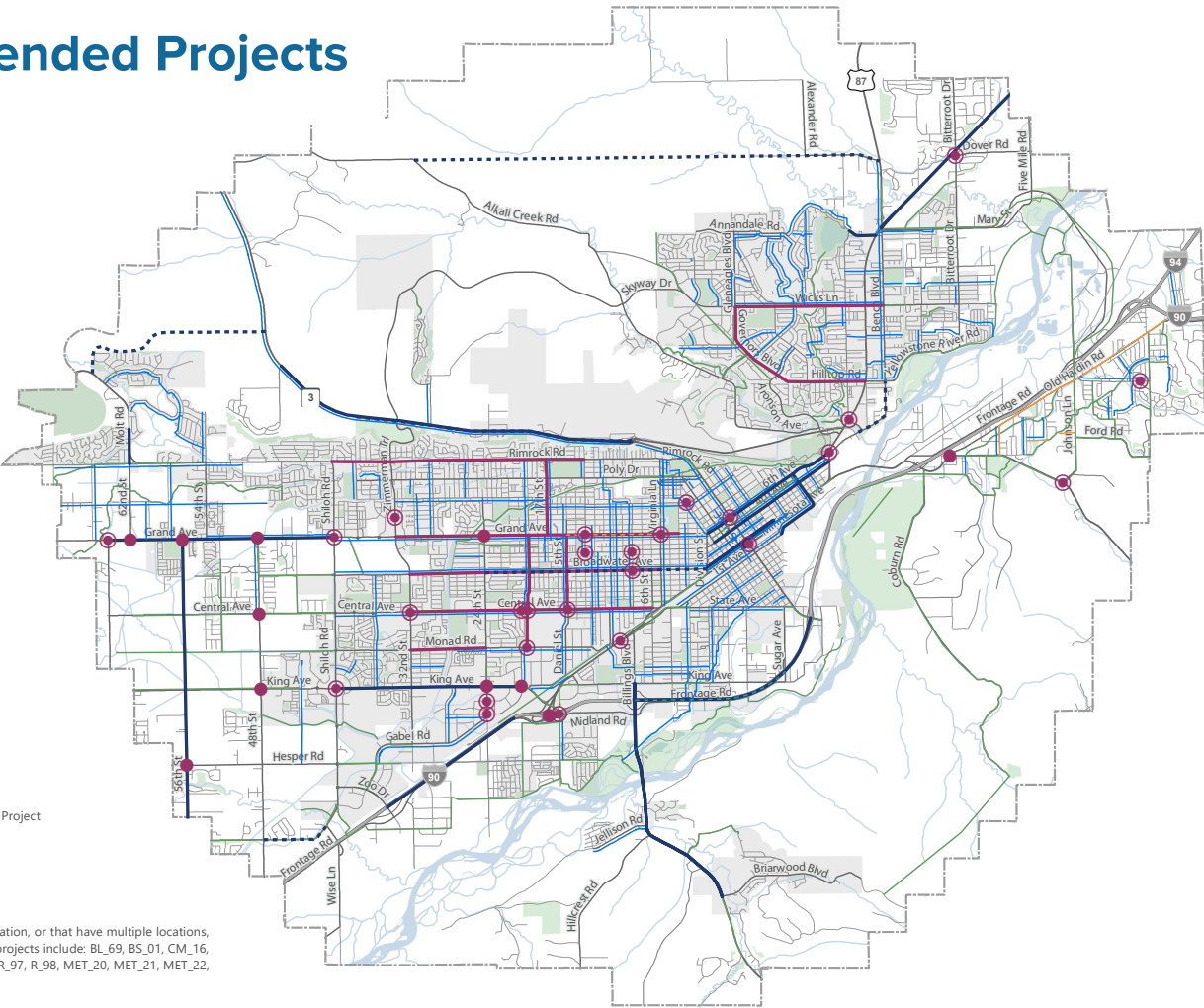


FOR AN ONLINE MAP

Recommended Projects

- Intersection Project
- Intersection Study
- Pedestrian Project
- SRTS Project
- Trail Project
- Pedestrian Project
- Pedestrian Study
- Bicycle Project
- Bicycle Study
- Congestion Management Project
- Roadway Study
- Roadway Project

Note: Projects without a specific location, or that have multiple locations, are not shown in this figure. These projects include: BL_69, BS_01, CM_16, MT_119, MT_120, P_62, P_63, R_93, R_97, R_98, MET_20, MET_21, MET_22, MET_23, MET_24, and MET_25.



A Fiscally-Constrained Plan

An important aspect of a long range transportation plan is ensuring that the projects included can reasonably expect to be funded within the lifetime of the Plan. For the 2023 LRTP, the planning horizon is 2045. The table below presents the 2023 LRTP projects by type, and the dollar amounts that are committed and recommended for each project type. Additionally, the table presents the revenue projections for these project types, and because the total funding projections exceed the total project costs, the 2023 LRTP is fiscally-constrained. Please note that dollar amounts are rounded for presentation.

SUMMARY OF LRTP PROJECT COSTS

Project Categories	Committed	Recommended	2045 Fiscally Constrained Total	2045 Revenue Projection Total	Difference
Pedestrian, Bicycle, SRTS, Trail	\$18,492,400	\$138,350,178	\$156,842,578	\$254,190,000	\$97,347,422
Congestion Management, Intersection, Roadway	\$287,758,117	\$365,263,141	\$653,021,258	\$783,500,000	\$130,478,742
Transit	\$18,084,000	\$79,288,372	\$97,372,372	\$228,780,000	\$131,407,628
Total	\$324,334,517	\$582,901,690	\$907,236,208	\$1,266,470,000	\$359,233,792