



PRODUCT CATALOG

2023-2024



GUN SAFES



HOME SECURITY



PHARMACY SAFES



COMMERCIAL SECURITY



DEPOSITORY SAFES



ELECTRONIC LOCKS



American Security® has been dedicated to manufacturing high quality, high security safes since 1946. We offer an extensive product line of over 400 standard models of burglary and fire resistant safes in every insurance classification from "B" rate to Underwriter's Laboratories TL-15, TL-30 and TL-30x6.

American Security is the largest and most respected safe manufacturer in the industry because:

- Our dedicated Customer Service Representatives care about you.
- Fully staffed Technical Service Department networked with thousands of factory trained technicians.
- Our Quality Control Department assures that the products we build are the finest in the industry.
- State-of-the-art computer controlled manufacturing equipment helps us meet demanding deadlines and keeps us on the leading edge of technology.
- We are located in a major West Coast distribution point with direct access to all major domestic and international freight services.
- We specialize in developing custom safes to meet specific cash handling requirements for banks, restaurants, supermarkets, convenience stores and many other industries.
- Our Engineering and Design Department is fully staffed and features the most advanced CAD system for rapid creation of sales drawings, design modifications and precise manufacturing blue prints.

For superior asset protection there is only one name you can trust for quality, service and reliability...American Security.

COMMERCIAL SECURITY SAFES

CSC SERIES COMPOSITE SAFES



American Security CSC SERIES COMPOSITE SAFES are an affordable solution when you want to protect both documents from fire and valuables from burglary attacks. During extreme testing procedures the CSC SERIES COMPOSITE safes passed a 2-Hour, 350°F internal and 1700°F external factory fire test certification. UL listed RSC Level I.

DOOR FEATURES

- Overall thickness of 4-5/8" and is constructed with a 2" defense barrier of outer and inner steel plates creating a burglary resistant structure enclosing a unique proprietary, fire resistant material

BODY FEATURES

- 2-7/8" double wall steel construction enclosing a unique, high-density fire and burglary resistant composite material
- Durable powder coated adjustable shelves
- Fire Endurance: 2 hour, 350°F factory fire rating. Tested at temperatures up to 1700°F
- Heat expandable intumescent door seal guards contents against severe fires

LOCKING MECHANISM FEATURES

- Two to four 1-1/2" diameter solid steel chrome-plated locking bolts
- Two to three 1-1/2" diameter solid steel dead bolts lock deep into body preventing door removal during a forced entry attempt
- U.L. Listed ESL10 or Group II combination lock with chrome-plated spy-proof dial. Optional electronic locks available
- Lock protected by a tempered glass relock device
- Heavy duty steel hinges provide easy, smooth door operation
- One internal counter-sunk anchor hole and mounting hardware are provided to securely anchor safe
- Attractively accented with a full width fascia panel and matching three point handle
- Durable and attractive charcoal gray textured finish

Optional Stor-It cabinets available in models CSC3018 and CSC4520. No kit needed, drawers slide right in.

Optional 8" LED light kit with motion sensor available for all models. See page 10 for details.



CSC4520



CSC1413



CSC1913



CSC3018

Model	Outside Dimension H" x W" x D"	Inside Dimension H" x W" x D"	Door Clearance H" x W"	Door Thickness	Body Thickness	Cubic Capacity	Weight	Lock Type
CSC1413	19-1/2 x 18 x 19-7/8	14 x 12-1/2 x 12-1/4	14 x 12-1/2	2	2-3/4	2,135	256 lbs.	Spy-proof dial, ESL10
CSC1913	24-1/2 x 18 x 19-7/8	19 x 12-3/8 x 12	19 x 12-3/8	2	2-3/4	2,898	318 lbs.	Spy-proof dial, ESL10
CSC3018	35-1/2 x 23-1/2 x 24	30 x 18 x 16-1/2	30 x 18	2	2-3/4	8,802	496 lbs.	Spy-proof dial, ESL10
CSC4520	50-1/2 x 25-1/2 x 28-7/8	45 x 20 x 21-1/4	45 x 20	2	2-3/4	19,080	728 lbs.	Spy-proof dial, ESL10

Add 2" to outside depth for handle, dial and hinge projection. Add 4 1/4" (casters) and 1" (rubber feet) to outside height.

U.L. LISTED 2-HOUR FIRE AND IMPACT SAFES



FEATURES

- The best warranty in the business. Lifetime fire replacement and one year parts and labor
- U.L. listed Class 350°F two hour fire and impact rating
- Safes withstand fires of up to 1850°F for two hours and a 30' drop – equivalent to falling through a 2 story burning building
- Increased barriers for burglary protection. Impressive 3-½" thick recessed door with ⅝" thick front for excellent pry resistance
- Handle activated locking mechanism with ⅞" diameter solid steel chrome plated locking bolts offering smooth operation
- Internal anchor bolt hole with hardware

- U.L. listed Group II key changeable combination lock with relock. 1 million possible combinations
- Auxiliary spring-loaded relock device activated by severe attack
- Heavy duty steel hinges provide additional security and smooth operation
- For your convenience, rubber feet are standard
- One adjustable shelf and one base on all models
- Attractively accented with a brass or chrome handle, decorative emblems and plush velour interior
- Available in durable Granite or Sandstone textured finishes

COLOR(S):

Charcoal gray

Hardware colors:

Chrome (LTE), Brass (LTG)

* Add 2" for handle, dial and hinge projection. Outside height includes 1" high rubber feet on models U.L.1511-U.L.1812XD

U.L. Safes Lifetime Replacement Warranty:

All American Security U.L. Listed fire safes are protected by a LIFETIME FREE REPLACEMENT GUARANTEE, assuring the original owner free replacement of safes that are damaged beyond repair by a fire with a current production model of comparable value. The damaged safe must be returned freight prepaid to the factory within 30 days of the loss, accompanied by a properly filed fire department report.



UL1511



UL1812

Model	Outside Dimension H" x W" x D"	Inside Dimension H" x W" x D"	Door Clearance H" x W"	Door Thickness	Body Thickness	Cubic Capacity	Weight	Lock Type
UL1511	21 x 17 x 18-½	15-¼ x 11 x 12	15-¼ x 11	3-½	2-¾	2,139	246 lbs.	U.L. listed Group II
UL1812	25 x 18 x 18-½	18-½ x 12-½ x 12	18-½ x 12-½	3-½	2-¾	2,775	272 lbs.	U.L. listed Group II
UL1812X	25 x 18 x 23-½	18-½ x 12-½ x 17	18-½ x 12-½	3-½	2-¾	3,931	298 lbs.	U.L. listed Group II

* Add 2" for handle, dial and hinge projection. Outside height includes 1" high rubber feet on models UL1511-UL1812XD; 2¾" for casters on the two largest models.

* Shown with optional electronic lock

MAX15 COMPOSITE SAFES



Our MAX15 SERIES COMPOSITE SAFES have been awarded the U.L. TL-15 label after withstanding concentrated attacks by experienced U.L. experts using powerful tools, such as sledgehammers, power saws, carbide disc cutters and drills.

In addition to providing excellent burglary protection, our MAX15 SAFE offers a 90-Minute ETL Intertek verified fire rating, ensuring your valuables are safe from intense fires.

DOOR FEATURES

- Constructed with a 2" defense barrier of outer and inner steel plates enclosing a unique, high-density fire and burglary resistant composite material
- Defense barrier houses a proprietary amalgam of nuggets and steel barriers to withstand concentrated attacks from the most sophisticated equipment used by burglars today

BODY FEATURES

- Total protective thickness of 2 13/16" enclosing a high density fire resistant composite material with nuggets and steel barriers
- A reinforced drill resistant door frame protects the door and each individual bolt chamber from severe side attacks
- A proprietary inner steel barrier protects against peeling attacks

- High-strength adjustable shelves with charcoal gray finish
- Equipped with a recessed 9/16" diameter anchor hole

FIRE ENDURANCE

- 90-minute Intertek verified fire rating

LOCKING MECHANISM

- Four-way active boltwork mechanism engages the bolts horizontally and vertically into the body of the safe
- Equipped with 6 1 1/8" diameter polished stainless steel locking bolts. Each bolt moves deep into the body's protected bolt chambers

LOCK FEATURES

- Equipped with the ESL10 U.L. Listed Type 1 electronic lock. The lock is protected by an internal relock mechanism and a massive drill-shattering hardplate
- The lock and vital mechanism areas are also protected by a high-security tempered glass plate with a remotely placed spring-loaded relocking bolt
- In the event of an attack by tools or explosives, the glass will shatter, activating the highly sophisticated relock mechanism

HINGE FEATURES

- Heavy-duty steel hinges provide smooth door operation

COLOR(S): Charcoal gray textured finish

*No customizations available on imported safes.



MAX1014

Model	Outside Dimension H" x W" x D"	Inside Dimension H" x W" x D"	Door Clearance H" x W"	Door Thickness	Body Thickness	Cubic Capacity	Weight	Lock Type
MAX1014	15-7/8" x 19-3/4" x 19-3/8"	10-1/8" x 14-1/8" x 11-1/2"	10-1/8" x 14-1/8"	2	2-3/4"	0.95 in.	485 lbs.	ESL10

"B" RATE SECURITY CHESTS

BWB SERIES AND MS1414

The many different features of the WIDE BODY SAFES, make them perfect for commercial application or home use.

STANDARD FEATURES FOR BWB


- ½" thick solid steel door, recessed for resistance to pry attacks
- Formed, high-tensile steel body and jamb construction to maximize protection against pry attacks
- U.L. listed Group II key changeable combination lock with over 1 million possible combinations
- Optional electronic locks available
- Auxiliary spring-loaded relock device
- Locks and relocks protected by a large carburized hardplate
- Attractive Charcoal Gray textured finish
- Four anchor bolt holes

ADDITIONAL BWB SERIES FEATURES


- Reinforced internal jambs on all four sides to provide excellent protection against sledgehammer attack
- 3-way locking mechanism consisting of five massive 1" diameter chromed steel locking bolts
- Bolt detent system keeps bolts retracted when the door is open, then automatically engages when door is shut
- Convenient door mounted recessed coin rack
- Large capacity for storage of cash trays
- Adjustable shelves

MINI SAFE (MS SERIES) FEATURES

- Formed, high-tensile steel body and jamb construction to maximize protection against pry attacks
- ½" solid steel door
- U.L. Group II combo lock (C)
- Three 1" diameter chromed steel locking bolts
- Bolt detent system engages boltwork automatically
- Auxiliary spring-loaded relocking device
- Lock and relock protected by large carburized hardplate
- Four anchor bolt holes
- Adjustable shelf provided
- Also available with optional deposit slot(s)
Slot size: ½" H x 6 W"



MS1414



BWB2020

Model	Outside Dimension H" x W" x D"	Inside Dimension H" x W" x D"	Door Clearance H" x W"	Door Thickness	Body Thickness	Cubic Capacity	Weight	Lock Type
BWB2020	20 x 20 x 20	19-¾ x 19-¾ x 17	13-¾ x 13-¾ x 11	½	11 GA	6,631 in.	154 lbs.	ESL10
BWB3020	30 x 20 x 20	29-¾ x 19-¾ x 17	24-¾ x 16-¾	½	11 GA	9,988 in.	218 lbs.	ESL10
BWB4020	40 x 20 x 20	39-¾ x 19-¾ x 17	34-¾ x 16-¾	½	11 GA	13,346 in.	272 lbs.	See pg. 52
MS1414	14 x 14 x 14	13-¾ x 13-¾ x 11	9-¾ x 9-¾	½	11 GA	2,080 in.	67 lbs.	Combo and ESL10

*Add 2" to outside depth for handle, dial and hinge projection.

*Add 2" for dial and hinge projection. † = 1 - 9/16" anchor hole with 1/2" anchor bolt kit standard on safes under 750 lbs.

TL-15 MONEY CHESTS

DXE U.L. LISTED



American Security TL-15 U.L. Listed MONEY CHESTS qualify for Mercantile & Broadform Insurance Class ER (TL-15) with a banking rating of BR (TL-15). American Security MONEY CHESTS offer the highest level of security available with many outstanding features and a wide range of options.

DOOR FEATURES

- DXE model is TL-15 rated constructed of ½" thick high-strength solid steel plate
- Oil impregnated bronze bearing hinges

BODY FEATURES

- DXE models: Consist of ½" thick steel plate



DXE1818

- (100,000 P.S.I. minimum tensile strength). All external seams are beveled and continuously welded
- Shelf strips installed allowing shelf adjustment. Shelves optional

LOCKING MECHANISM FEATURES

- U.L. listed Group 2M key changeable combination lock, with relock and 1 million possible combinations
- Single auxiliary spring loaded reloading device, activated by a punching attack
- Locks and relocks protected by a patented active hardplate
- A handle activated locking mechanism consisting of two to six 1" chromed steel locking bolts
- Five boltwork sizes allow American Security to build units from 12" to 88" high, widths from 14" to 41"
- Solid steel dead bar prevents door removal if hinges are removed during a forced entry attempt
- Compact locking mechanism and boltwork cover allow for optional door mounted coin racks

HINGE FEATURES

- Fabricated from high strength steel with

precision machined alloy dowel pins

- Oil impregnated bronze bearing assures easy opening doors and reduced maintenance
- Vertical height adjustment

OPTIONAL FEATURES

- Spy proof dial
- Key lock dial
- Coin racks
- Managers lockers
- Interior lockers
- Interior drawers
- Adjustable shelves
- Electronic locks
- Auxiliary Key-Op locks
- Anchor bolt assembly
- Left swing door
- Internal rotary hopper
- Internal deposit slot
- Internal deposit chutes
- Hidden compartments
- Special sizes
- Custom colors

Model	Outside Dimension H" x W" x D"	Inside Dimension H" x W" x D"	Door Clearance H" x W"	Door Thickness	Body Thickness	Cubic Capacity	Weight	Lock Type
DXE1414†	15-½ x 15-½ x 16-¼	14-½ x 14-½ x 12-¼	13-½ x 13-¼	½	½	2,523 in.	240 lbs.	See pg. 52
DXE1818†	19-½ x 19-½ x 16-¼	18-½ x 18-½ x 12-¼	17-½ x 16-¾	½	½	4,107 in.	325 lbs.	See pg. 52
DXE2020†	21-½ x 21-½ x 24-¼	20-½ x 20-½ x 20-¼	19-½ x 18-¾	½	½	8,405 in.	464 lbs.	See pg. 52
DXE2420†	25-½ x 21-½ x 24-¼	24-½ x 20-½ x 20-¼	23-½ x 18-¾	½	½	10,045 in.	513 lbs.	See pg. 52
DXE2424XD†	25-½ x 25-½ x 28-¼	24-½ x 24-½ x 24-¼	23-½ x 18-¾	½	½	14,406 in.	635 lbs.	See pg. 52
DXE3018XD†	31-½ x 19-½ x 24-¼	30-½ x 18-½ x 20-¼	29-½ x 16-¾	½	½	11,285 in.	574 lbs.	See pg. 52
DXE3024†	31-½ x 25-½ x 24-¼	30-½ x 24-½ x 20-¼	29-½ x 16-¾	½	½	14,945 in.	673 lbs.	See pg. 52
DXE3030	31-½ x 31-½ x 24-¼	30-½ x 30-½ x 20-¼	29-½ x 28-¾	½	½	18,605 in.	770 lbs.	See pg. 52
DXE4024	41-½ x 25-½ x 24-¼	40-½ x 24-½ x 20-¼	39-½ x 22-¾	½	½	19,845 in.	821 lbs.	See pg. 52
DXE4524	46-½ x 25-½ x 24-¼	45-½ x 24-½ x 20-¼	44-½ x 22-¾	½	½	22,295 in.	897 lbs.	See pg. 52
DXE5030	51-½ x 31-½ x 24-¼	50-½ x 30-½ x 20-¼	49-½ x 28-¾	½	½	30,805 in.	1,103 lbs.	See pg. 52
DXE5224	53-½ x 25-½ x 24-¼	52-½ x 24-½ x 20-¼	51-½ x 22-¾	½	½	25,725 in.	1,100 lbs.	See pg. 52
DXE6030	61-½ x 31-½ x 24-¼	60-½ x 30-½ x 20-¼	59-½ x 28-¾	½	½	36,905 in.	1,274 lbs.	See pg. 52
DXE7234	73-½ x 35-½ x 30-¼	72-½ x 34-½ x 26-¼	71-½ x 32-¾	½	½	65,033 in.	1,775 lbs.	See pg. 52

"B" AND "C" RATE SECURITY CHESTS

BLB AND BLC SERIES



American Security "B" AND "C" RATE SECURITY CHESTS are designed to provide secure storage at an economical price. In addition to meeting the requirements of the Insurance Offices Manual of Burglary Insurance, these units offer an appearance and many features similar to American Security's higher rated TL-15 models.

DOOR FEATURES

- 1" ("C" Rate), or ½" ("B" Rate) steel pry resistant recessed door
- U.L. listed Group II key changeable lock, with relock and 1 million possible combinations
- Additional spring loaded relocking device, activated by a punching attack
- Locks and relocks protected by a large carburized hardplate
- A handle activated locking mechanism consisting of three 1" chromed steel locking bolts. (five in BLB and BLC4024 models)
- Solid steel full length dead bar prevents door removal if hinges are removed during a forced entry attempt
- Adjustable ball bearing hinges


BODY FEATURES

- ½" ("C" rate) or ¼" ("B" Rate) solid steel bodies
- Body reinforcing frame gives the appearance of 1" thick walls to discourage attack
- Adjustable shelves
- Custom sizes, interior options and high security features available
- Left swing door optional

COLOR(S): Charcoal Gray is the standard color. Other colors can be quoted upon request.



BLC3024



B-RATE PREMIUM FREE-STANDING SECURITY CHEST

Model	Outside Dimension H" x W" x D"	Inside Dimension H" x W" x D"	Door Clearance H" x W"	Door Thickness	Body Thickness	Cubic Capacity	Weight	Lock Type
BLB2018	20-½ x 18-½ x 15	20 x 18 x 12	18 x 16	½	4 GA	4,320 in.	218 lbs.	UL Group
BLB3018	30-½ x 18-½ x 19	30 x 18 x 16	28 x 16	½	4 GA	8,640 in.	312 lbs.	UL Group
BLB3024	30-½ x 24-½ x 23	30 x 24 x 20	28 x 22	½	4 GA	14,400 in.	360 lbs.	UL Group
BLB4024	40-½ x 24-½ x 23	40 x 24 x 20	38 x 22	½	4 GA	19,200 in.	445 lbs.	UL Group

*Add 2" to outside depth for handle, dial and hinge projection. Custom design available on request.

C-RATE PREMIUM FREE-STANDING SECURITY CHEST

Model	Outside Dimension H" x W" x D"	Inside Dimension H" x W" x D"	Door Clearance H" x W"	Door Thickness	Body Thickness	Cubic Capacity	Weight	Lock Type
BLC2018	21 x 19 x 16	20 x 18 x 12	18-½ x 16-½	1	½	4,320 in.	370 lbs.	UL Group
BLC3018	31 x 19 x 20	30 x 18 x 16	28-½ x 16-½	1	½	8,640 in.	550 lbs.	UL Group
BLC3024	31 x 25 x 24	30 x 24 x 20	28-½ x 22-½	1	½	14,400 in.	740 lbs.	UL Group
BLC4024	41 x 25 x 24	40 x 24 x 20	38-½ x 22-½	1	½	19,200 in.	925 lbs.	UL Group

*Add 2" to outside depth for handle, dial and hinge projection. Custom design available on request.

AMVAULTX6 TL-30X6 HIGH SECURITY SAFE

AMVAULTTL-30X6 HIGH SECURITY SAFE



The Amvaultx6 U.L. Listed TL-30x6, six-sided high security composite safes are made in the United States using the latest testing procedures set forth by Underwriters Laboratories.

The new revolutionary Amvaultx6 is constructed with a 3" defense barrier of inner and outer steel plates enclosing a unique interlocking heavy duty steel barrier, high strength concrete exceeding 12,000 PSI and a high density high-strength ceramic matrix.

The high density insulating materials incorporated in the door and body also insure two hours of certified fire protection. The superior design and craftsmanship make the new Amvaultx6 impervious to burglary attacks attempted by the most sophisticated equipment utilized today and the vaults contents against intense fires.

COLOR(S): Comes standard in charcoal gray. Please refer to price book for pricing on premium colors.



CFX452020 shown with aux key lock

Model	Outside Dimension H" x W" x D"	Inside Dimension H" x W" x D"	Door Clearance H" x W"	Door Thickness	Body Thickness	Cubic Capacity	Weight	Lock Type
CFX252016	31 x 26 x 25-1/4	25 x 20 x 16	25 x 20	3	3	4.6 ft.	1,433 lbs.	See pg. 52
CFX352020	41 x 26 x 29-1/4	35 x 20 x 20	35 x 20	3	3	8.1 ft.	1,946 lbs.	See pg. 52
CFX452020	51 x 26 x 29-1/4	45 x 20 x 20	45 x 20	3	3	10.4 ft.	2,343 lbs.	See pg. 52
CFX582820	64 x 34 x 29-1/4	58 x 28 x 20	58 x 28	3	3	18.8 ft.	3,418 lbs.	See pg. 52
CFX703620	76 x 42 x 29-1/4	70 x 36 x 20	70 x 36	3	3	29.2 ft.	4,578 lbs.	See pg. 52

Add 2-1/2" to outside depth for handle, dial and hinge projection. Optional 3-way boltwork available on the CFX line.

AMVAULT TL-15 AND TL-30

AMVAULT FIRE RATED COMPOSITE SAFES



During extreme testing procedures, AMVAULT COMPOSITE SAFES demonstrated the ability to withstand severe attacks by experienced U.L. experts using powerful tools such as sledgehammers, power saws, carbide disc cutters, drills, etc., and without fail, were awarded the U.L. TL-15 and TL-30 labels.

Besides withstanding the most concentrated attacks by sophisticated burglars, each AMVAULT safe offers a Two Hour, 350° F factory fire test certification, ensuring the protection of the vault's contents against intense fires.

DOOR FEATURES

- Overall thickness of 6" and is constructed with a 3" defense barrier of outer and inner steel plates creating a single structure enclosing a unique, high density fire and burglary resistant composite material
- Defense barrier houses a proprietary amalgamation of nuggets and steel fibers to withstand concentrated attacks with the most sophisticated equipment used by burglars today
- Heavy duty pull handle standard on all CE/CF Models

BODY FEATURES

- The AmVault formed body has a total protective thickness of 3½" enclosing a high density fire resistant composite material with nuggets and steel fibers
- A reinforced drill resistant door frame protects the door and each individual bolt chamber from severe side attacks

- A proprietary inner barrier protects against peeling attacks
- High strength adjustable shelves with powder coated dark gray finish

FIRE ENDURANCE

- Two hour, 350°F factory fire rating. Tested at temperatures up to 1850°F

LOCKING MECHANISM

- Equipped with six or ten massive 1½" diameter chrome plated solid steel locking bolts. Each bolt moves deep into the body's protected bolt chambers
- Entire boltwork mechanism is also protected by a spring operated boltwork detent system. Bolts stay in the retracted position when the door is opened and automatically engage when the door is closed

THREE-WAY BOLTWORK OPTION

- Safes can be equipped with a three way active boltwork mechanism engaging the bolts horizontally and vertically into the body of the safe (except model 1814)

LOCK FEATURES

- Equipped with a U.L. listed Group 2M key changeable combination lock. The lock is protected by a massive drill shattering hard plate and two additional spring-loaded devices

HINGE FEATURES

- Offers a vertical height adjustment and utilizes an oil impregnated bearing ensuring easy door operation

OPTIONAL AUXILIARY KEY LOCK

- U.L. listed, high security auxiliary key lock is also available on all AMVAULT safes (except Model 1814). Lock is equipped with 2 keys and escutcheon cover
- An additional spring-loaded relock device protecting lock against punch attacks


OPTIONAL GLASS RELOCKING MECHANISM

- Incorporated into the AMVAULT TL-30 auxiliary key lock is an optional high security tempered glass relock mechanism with a remotely and randomly placed "cross locking" relocking bolt and thermal cords to protect against torch attacks
- In the event of an attack by tools, torches, or explosives, the glass will shatter activating the highly sophisticated relock mechanism
- Utilizing the glass relock mechanism can offer up to a total of six different relock devices offering the ultimate in high security protection (except model 1814. Aux lock required)

OTHER OPTIONS

- Stor-It cabinets available in CE and CF models 2518, 3524, 5524, 6528, 7236
- Fully upholstered safe interior kits available for these models
- Optional premium upgrade package available. See page 10 for details

COLOR(S): Comes standard in Textured Charcoal Gray. Please refer to price book for pricing on premium colors.



CF1814



CE6528



CF7236

AMVAULT TL-15 AND TL-30

SAFE SPECIFICATIONS



AMVAULT High Security Composite safes have passed Underwriter's Laboratories most recent testing procedures ensuring you today's best protection. AMVAULT TL-15 and TL-30 U.L. listed composite

safes qualify for Mercantile & Broadform Insurance Class ER (TL-15) and F (TL-30) with a Bank Rating of BR (TL-15) and G (TL-30). Two Hour Class 350°F manufacturers' fire label.

Model TL-15	Outside Dimension H" x W" x D"	Inside Dimension H" x W" x D"	Door Clearance H" x W"	Door Thickness	Body Thickness	Cubic Capacity	Weight	Lock Type
CE1814**	25 x 21 x 21-½	18 x 14 x 12	18 x 14	3	3-½	1.8 ft.	710 lbs.	See pg. 52
CE2518	32 x 25 x 25-½	25 x 18 x 16	25 x 18	3	3-½	4.2 ft.	1,105 lbs.	See pg. 52
CE3524	42 x 31 x 29-½	35 x 24 x 20	35 x 24	3	3-½	9.7 ft.	1,674 lbs.	See pg. 52
CE4524	52 x 31 x 29-½	45 x 24 x 20	45 x 24	3	3-½	12.5 ft.	2,200 lbs.	See pg. 52
CE5524	62 x 31 x 29-½	55 x 24 x 20	55 x 24	3	3-½	15.3 ft.	2,343 lbs.	See pg. 52
CE6528	72 x 35 x 29-½	65 x 28 x 20	65 x 28	3	3-½	21.1 ft.	3,153 lbs.	See pg. 52
CE7236	79 x 43 x 32-½	72 x 36 x 23	72 x 36	3	3-½	34.5 ft.	3,880 lbs.	See pg. 52

Model TL-30	Outside Dimension H" x W" x D"	Inside Dimension H" x W" x D"	Door Clearance H" x W"	Door Thickness	Body Thickness	Cubic Capacity	Weight	Lock Type
CF1814**	25 x 21 x 21-½	18 x 14 x 12	18 x 14	3	3-½	1.8 ft.	758 lbs.	See pg. 52
CF2518	32 x 25 x 25-½	25 x 18 x 16	25 x 18	3	3-½	4.2 ft.	1,195 lbs.	See pg. 52
CF3524	42 x 31 x 29-½	35 x 24 x 20	35 x 24	3	3-½	9.7 ft.	1,908 lbs.	See pg. 52
CF4524	52 x 31 x 29-½	45 x 24 x 20	45 x 24	3	3-½	12.5 ft.	2,311 lbs.	See pg. 52
CF5524	62 x 31 x 29-½	55 x 24 x 20	55 x 24	3	3-½	15.3 ft.	2,679 lbs.	See pg. 52
CF6528	72 x 35 x 29-½	65 x 28 x 20	65 x 28	3	3-½	21.1 ft.	3,359 lbs.	See pg. 52
CF7236	79 x 43 x 32-½	72 x 36 x 23	72 x 36	3	3-½	34.5 ft.	4,426 lbs.	See pg. 52

Add 2-½" to outside depth for handle, dial and hinge projection. **Models 1814 can not be equipped with an auxiliary lock, 3-way boltwork or glass relock mechanism. Left swing models: After model #, use suffix L.

UNDERWRITERS LABORATORIES' BURGLARY RATING CLASSIFICATION

U.L. LABEL — BURGLARY CLASSIFICATION TL-15:

Signifies a combination-locked safe designed to offer a limited degree of protection against attack by common mechanical and electrical hand tools and any combination of these means:

CONSTRUCTION REQUIREMENTS

- U.L. listed Group 2M, 1 or 1R combination lock or Type 1 Electronic lock
- 750 lbs. minimum or comes with instructions for anchoring in a larger safe, concrete blocks or on the premises where used
- Body walls of material equivalent to at least 1" open hearth steel with a minimum tensile strength of 50,000 P.S.I.

- Walls fastened in a manner equivalent to continuous ¼" penetration weld of open hearth steel with minimum tensile strength of 50,000 P.S.I.
- One hole ¼" or less, to accommodate electrical conductors arranged to have no direct view of the door or locking mechanism

PERFORMANCE REQUIREMENTS

Successfully resist entry* for a net working time of 15 minutes when attacked with common hand tools, picking tools, mechanical or portable electric tools, grinding points, carbide drills and pressure applying devices or mechanisms.

U.L. LABEL — BURGLARY CLASSIFICATION TL-30:

Signifies a combination-locked safe designed to offer a moderate degree of protection against attack by common mechanical and electrical hand tools and any combination of these means.

CONSTRUCTION REQUIREMENTS

Same as TL-15

PERFORMANCE REQUIREMENTS

Successfully resist entry* for a net working time of 30 minutes when attacked with common hand tools, picking tools, mechanical or portable electric tools, grinding points, carbide drills and pressure applying devices or mechanisms, abrasive cutting wheels and power saws.

*Entry—Safes classed as TL-15 — opening the door or making a six square inch opening entirely through the door or front face. Safes classed as TL-30 — opening the door or making a six square inch opening entirely through the door or front face.



**Send us an email or give us a call
If you have questions about
Liberty Safes and their features.
We may have what you're looking
for in our showroom.
We can also arrange delivery
and installation of your
future purchase.**