

GAS- FIRED WATER BOILER SVB SERIES 3

UP TO 84.4% AFUE EFFICIENCY





Available in 5 sizes from 42.5 MBH to 187.5 MBH

The SVB features a dependable Cast Iron Heat Exchanger with Cast Iron Push Nipples. The Sections and Push Nipples expand at the same rate when heated. By using similar materials instead of less expensive gaskets the boiler maintains a water tight seal over time.

The control monitors the water temperature and delays the burner starting until residual heat has been transferred. This maximizes efficiency by turning on the burner only when needed.

SVB FEATURES

- **Internal Honeywell Operating Control**
High Limit/Electronic Ignition
Digital Temperature Display and Diagnostics
Plug in Connection for the Inducer Fan
Plug in Connection for the System Pump
- **Induced Draft Fan**
Allows flue gases to be pulled through the boiler and exhausted through a chimney or side-wall vent.
- **Small Compact Design**
Ideal for low clearance installations.
- **20 Year Non-prorated Limited Warranty**
(Residential)
- **Assembled in the USA**



RATINGS

MODEL	AHRI CERTIFIED RATINGS				DIMENSIONS						
	Input MBH ⁽¹⁾	Heating Capacity MBH ⁽¹⁾⁽²⁾	Net Water MBH ⁽¹⁾⁽³⁾	Efficiency AFUE ⁽²⁾	Vent Pipe Size ⁽⁴⁾		Water Content Gallons	- A - Width	- B - Height	- C - Depth	Ship Weight
					Chimney	Sidewall					
SVB-2	42.5	36	31	84.4%	4"	3"	1.75	11"	29"	23-1/4"	225 lbs.
SVB-3	75.0	63	55	84.0%	4"	3"	3	14-1/4"	29"	23-1/4"	265 lbs.
SVB-4	112.5	95	82	84.0%	4"	3"	4.25	17-1/2"	29"	23-1/4"	322 lbs.
SVB-5	150.0	127	109	84.0%	4"	3"	5.5	20-3/4"	29"	23-1/4"	370 lbs.
SVB-6	187.5	158	135	84.0%	4"	4"	6.75	24"	29"	23-1/4"	431 lbs.

(1) 1000 Btu/hr (British Units Per Hour)

(2) Heating capacity and AFUE (Annual Fuel Utilization Efficiency) are based on DOE (Department of Energy) test procedures.

(3) Net Water Rating shown based on piping and pickup allowance of 1.15. Consult manufacturer before selecting boilers for installation having unusual piping and pickup requirements, such as intermittent system operation, extensive piping systems, etc.

(4) Refer to IOM and vent pipe manufacturer's instructions for equivalent lengths and approved venting materials.

CONNECTIONS

Water Return/Supply: 1-1/4"	Gas Inlet: 1/2" NPT
-----------------------------	---------------------

ELECTRICAL

120 Volts AC, 60 hertz, 1 phase, less than 12 amps (15 amp circuit recommended)

STANDARD EQUIPMENT

Boiler Control Module: Recessed Honeywell Control (High Limit/Electronic Ignition Control.)

User Display Interface: Digital Temperature Display.

Heat Exchanger: Cast Iron Sections with Cast Iron Push Nipples.

Combustion: Completely Installed and Wired Gas Control System with Titanium Composite Burners and Manifold Consisting of: Automatic Redundant Combination Gas Valve, 24 Volt Intermittent Pilot Control, Continuous Retry 100% Shut-Off, Combination Pilot Burner/ Electrode/Flame Sensor.

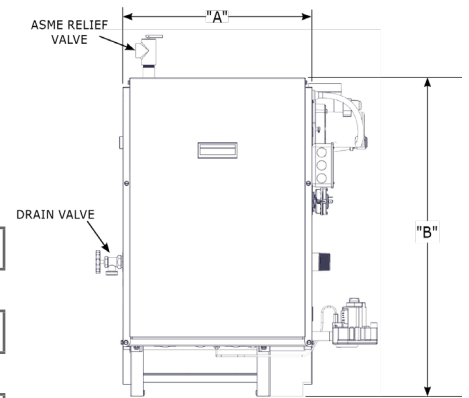
Electrical: 24 Volt Transformer, Service Switch.

Safety: Flame Roll-Out Safety Shut-Off (Fuse Link) and Pressure Switch (Vent Safety Shut-Off) with Spare Fuse Link Included.

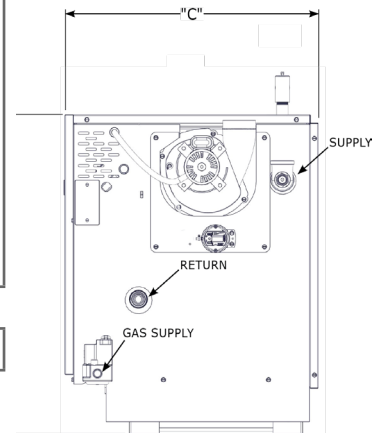
Other: Assembled Boiler with Insulated Jacket, Induced Draft Fan, Combination Temperature/ Pressure Gauge, Circulator Pump, 3/4" Drain Valve, 30 lbs. ASME Relief Valve.

OPTIONS

Natural Gas or Propane, Fill-Trol, Sidewall Vent Hood



Front



Right Side



Tested for 50 psi ASME Working Pressure



ECR International, Inc. 2201 Dwyer Avenue, Utica, NY 13501
Tel. 800 253 7900
www.ecrinternational.com



All specifications subject to change without notice.
©2020 ECR International, Inc.
PN 240009708 Rev. [12/17/20]