

DESCRIPTION:

High-concentration environmentally friendly clearcoat, fast-drying, high-gloss, chemical-resistant, excellent gloss and color retention, suitable for whole-vehicle spraying and repair systems.

COMPONENTS:

PC-7100	HS Turbo Gloss	
PC-7101	Fast Activator	<64°F
PC-7102	Medium Activator	64-86°F
PC-7103	Slow Activator	>86°F

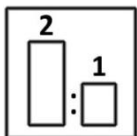
SUBSTRATES: 1K Basecoat

SURFACE PREPARATION:



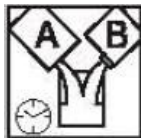
Remove wax, silicon or other contaminations with 3910 degreaser.

MIX RATIO:




PC-7100	2 parts
PC-7101/7102/7103	1 part

POT LIFE:



1 hour with PC-7102 @ 74°F

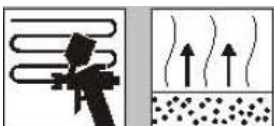
APPLICATION:



Spray gun set up:

RP: 1.3mm	HVLP: 1.3mm
RP: 29-36psi	HVLP: 26-29psi

Please refer to gun manufacturer for proper spray pressure recommendations.



Coats & Thickness:
2-3 coats, 40-60µm
Flash off time: 3-5 mins. between coats @ 74°F. **Air drying:** allow 15-20 mins. purge time before baking.

DRY TIME:



@ 74°F
Dust free: 1 hour
Dry to Polish: 3 hours
@ 140°F
Dust free: 10 mins
Dry to Polish: 20 mins

Re-application:

Areas with small particles or runs can be wet-sanded with 2000-grit sandpaper after complete hardening, followed by wax polishing.



CLEARING:

Clean equipment immediately with solvent after application

PHYSICAL DATA OF VOC: 3.51 lb/gal

NOTE:

1. When the temperature is below 41°F , air drying is not recommended. It is preferable to force dry at 140°F to shorten curing time.
2. Above 86°F , an appropriate amount of anti- blushing thinner may be added. Refer to its instructions for details.
3. If fisheyes appear during spraying, stop immediately. Add 0.5-1% anti-fisheye agent to the remaining paint before resuming.
4. Clearcoat mixed with hardener must be used promptly and cannot be stored for later use.
5. Clean all spraying equipment with thinner immediately after use to prevent hardened residue.
6. Storage: Keep at 41-95°F in the original sealed container. Shelf life: 2 years.