

Perfeccoat

PC-3201 & 3203 1K SEALER

DESCRIPTION:

Perfeccoat PC-3201(Gray) and PC-3203(White) is a multiple-function of plastic sealer, it can be sprayed without sanding, two colors can be choose per different colors of car refinishing, to enhance efficiency and reduce the amount of topcoat usage.

COMPONENTS:

PC-3201 1K Sealer (Gray)
PC-3203 1K Sealer (White)

SUBSTRATES:

Used in plastic parts, such as PP, ABS, EPDM, ABS+PC, ABS+PBT, and 1K basecoats.

SURFACE PREPARATION:



Dry sanding: Sand by Gray cloth with suitable degreaser.


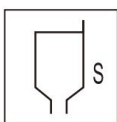
Wet sanding: Sand with P400-P600 sanding paper, remove wax and other contaminations

with degreaser.

MIX RATIO:

Spray directly and stir well before application.

POT LIFE:



Viscosity: 12-14S (@ 74°F, -4 cups)

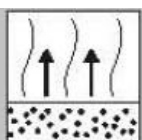
APPLICATION:



Spray gun set up:

RP: 1.3mm HVLP: 1.3mm
RP: 29-36psi HVLP: 26-29psi

Please refer to gun manufacturer for proper spray pressure recommendations.



Coats & Thickness:

2-3 Coats, 10-20 um

Flash off time: 5-10mins between coats @ 77°F

DRY TIME:



@ 59°F

Dust free: 10-15 minutes

Dry to polish: 45 minutes

@ 74°F

Dust free: 5-7 minutes

Dry to polish: 30 minutes

SANDING:

Sanding-free: allow 5-10 minutes air drying time before force drying @ 74°F

Drying sanding: P400-600

Wet sanding: P800-1000



CLEARING:

Clean equipment immediately with solvent after application.

NOTE:

- Shelf Life: 2 years in original sealed can at cool and dry place at 41-95°F.

PHYSICAL DATA:

VOC: 6.875 lb/gal

FOR PROFESSIONAL USE ONLY

Read MSDS Before Use

NOTE: The information in this data sheet is based on our knowledge and the current laws. It is always the responsibility of the user to fulfill the requirements of local rules and legislations. The uncertain factors may affect the application of products, such as the condition of substrate. We do not accept any liability on loss, damage and performance of products unless we issue a special agreement. Always read the latest Material Data Sheet and the Technical Data sheet before applying the products.