


2021 Retail Price List

Specialty Rollers For Discerning Professionals

GOLFCO[®]
INTERNATIONAL



COMPETITION[™]
ROLLERS

**Offering Superior & Unique Rollers to Upgrade Golf & Turf
Reel Mowers, Rotary Deck Mowers & Greens Rolling Machines**

*** Roller Complete Assemblies & Component Parts ***
*** Roller Rebuild Instructions ***



GOLFCO INTERNATIONAL

Martin Doyle, President
martin@golfcointl.com
425-213-3721 cell

EST. '93

Manufactured In Redmond, WA

**GOLFCO INTERNATIONAL
COMPETITION ROLLERS™ 2021**

Table of Contents

Photos: Yellow Polyurethane cast over Heavy Duty Steel Competition Rollers™	page 3
Photos: Heavy Duty Steel Competition Rollers™	page 4
Reel Overlap Shadowing Solution	page 5
Summary of Roller Lines and Options	page 6
Summary of Special Features	page 7
Competition Roller™ Prices for:	
Jacobsen	
* Greens Mowers	page 8
* Light Fairway and Surrounds Mowers	page 9
* Rotary Deck Mowers	page 9
John Deere	
* Greens Mowers	page 10
* Fairway and Surrounds Mowers	page 10-11
* Rotary Deck Mowers	page 11
Toro	
* Greens Mowers	page 12-13
* Light Fairway and Surrounds Mowers	page 13-14
* Rotary Deck and Fairway Mowers	page 14
Ransomes	
* Greens, Surrounds, Fairway & Rough Mowers	page 15
Tru-Turf * SISIS * Dennis * Shibaura * Hustler * Baroness	page 16
Ventrac * National * Bunton * Kesmac	page 17
Upgrade Options, Overhaul Kits, Shafts, Water Pump Bearings	page 18
Rebuild Instructions	page 19

GOLFCO INTERNATIONAL COMPETITION ROLLERS™ 2021


Yellow Polyurethane cast over Heavy Duty Steel Rollers



2" dia. Grooved polyurethane & steel (.67" centers) Part # ends in 2CGH US Patent #5394681



2.5" dia. Grooved polyurethane & steel (1" centers) Part # ends in 25CG US Patent #5394681



2.5" dia. 4 section Grooved polyurethane & steel (1" centers) Part # ends in 25CG4 US Patent #5394681



3" dia. Grooved polyurethane & steel (1" centers) Part # ends in 3CG US Patent #5394681



2" dia. Smooth polyurethane & steel Part # ends in 2C



2" dia. 4 section Smooth polyurethane & steel Part # ends in 2C4



2.5" dia. 4 section Smooth polyurethane & steel Part # ends in 25C4



3" dia. Smooth polyurethane & steel Part # ends in 3C



3.5" dia. Smooth polyurethane & steel Part # ends in 7C



4" dia. Smooth polyurethane & steel Part # ends in 4C



3" dia. Smooth polyurethane & steel with 2 bodies Part # ends in 3Ct



5" dia. Smooth polyurethane & steel with 2 bodies Part # ends in 5Ct



5" dia. Smooth & Grooved polyurethane & steel Smooth Part # ends in 5C; Grooved Part # ends in 5CG



3" dia. Competition Roller™ Smooth polyurethane & steel with cut-away body section. Part #Z0604A3Cc

GOLFCO INTERNATIONAL COMPETITION ROLLERS™ 2021

Heavy Duty Steel Rollers



2" dia. Competition Roller™ Grooved Steel radius crest machined 1/2" wall tubing



2 3/16" dia. STANDARD Roller™ Grooved aluminum machined 1/2" wall tubing



2 3/16" dia. STANDARD Roller™ Grooved steel machined 1/2" wall tubing



2" dia. Smooth steel heavy duty 1/4" wall tubing. Part # ends in 2S



2" dia. 4 section Smooth steel heavy duty 1/4" wall tubing. Part # ends in 2S4



2" dia. Smooth steel light tubing with full shaft. Part # ends in 2L



2.5" dia. Smooth steel heavy duty tubing. Part # ends in 25S



3" dia. Smooth steel heavy duty tubing. Part # ends in 3S



4" dia. Smooth steel heavy duty tubing. Part # ends in 4S



2" & 3" dia. Competition Roller™ Cutaway body section

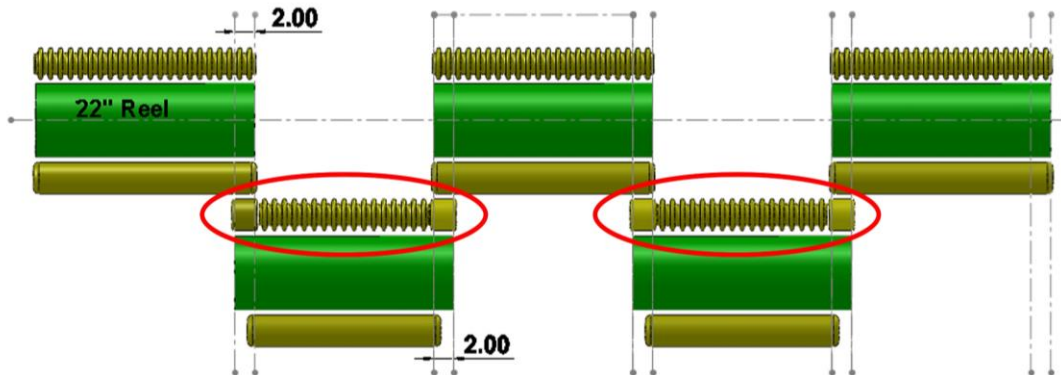


Competition Roller™ Overhaul Kit (with optional grease fittings in yellow seals)

GOLFCO INTERNATIONAL COMPETITION ROLLERS™ 2021

PROBLEM: REEL OVERLAP SHADOWING

SOLUTION: GOLFCO 3 SECTION MIXED SURFACE ROLLER



Multi-head mowers are designed with overlap positioning of the forward and rear reels causing double cutting of the turf that is typically visible as 2"-3" wide shadowing pathways or lines.

GolfcO has developed an effective solution to this "double cut" shadowing as follows:

- * We created a special front roller assembly for the rear mower heads. This roller assembly has three design sections on the body as follows: a grooved roller center section combined with short width smooth surface sections on each end. The smooth roller sections are aligned with the overlap of the forward and rear reels and function to lay down the grass just prior to the cut of the rear reel. This significantly minimizes the cut from the rear reel at the overlap end position, thereby eliminating or greatly reducing the shadowing lines inherent in the "double cut".

The multi-section roller aids in diminishing scuffing or sliding of the roller during turns. We have made this roller using our popular ultra tough polyurethane cast over a heavy duty steel roller base and our Competition Roller sealed bearing assembly for optimal life and utility.

We recommend use of our special multi-section front roller assembly in combination with our shortened rear roller. For optimal benefit, use our Competition polyurethane rollers on the forward mower heads. These roller assemblies are available to fit any fairway mower in complete sets or as individual rollers.

This product was initially tested at PGA National Golf Resort, Florida (home of the Honda Classic), in conjunction with the professional care of John Patterson using John Deere 8700D fairway mowers.

These special roller combinations are available for all brands and models of fairway rollers.



GOLFCO INTERNATIONAL COMPETITION ROLLERS™ 2021

ROLLER LINES and OPTIONS:

Golfco makes rollers as significant upgrades to golf course reel and rotary deck mowers as follows:

Toro, Jacobsen, John Deere, Shibaura, Hustler, Ventrac (as listed here)
Ransomes, National, Bunton, Kesmac, Progressive Turf, Steiner, Brouwer, Baroness & more (call for details)

Also offering smoothing rollers for True-Turf golf greens rollers - Amazing Pricing Available.

We can make almost any roller including rollers for aeration equipment. Many other diameters and models available

Competition Rollers™ (Full length shafts and sealed bearings)

***ORIGINAL* -Roller of choice for discerning professionals**

- ✱ Golfco has been making heavy duty, precision rollers exclusively for the golf & turf industry for 22 years. Our Competition Rollers™ were designed to accommodate almost any option of diameter, length and body style for any reel type and rotary deck mower used by golf courses and other discerning turf care professionals.
- ✱ All of our Competition Rollers™ are made of heavy duty, precision steel tubing. We also produce polyurethane rollers. Polyurethane cast and bonded to steel provides exceptional high performance benefits unmatched by other materials. Polyurethane is a highly engineered elastomer similar to rubber but with far superior physical characteristics. Our cast polyurethane Competition Rollers™ provide exceptional wearability with abrasion resistance, toughness and shock absorbancy unmatched by other material choices. Your mowers will also benefit from the cushioning effect of polyurethane in rough, abusive environments.
- ✱ Polyurethane is exceptional at resisting debris buildup. It has no surface micro-pores (unlike metals). It resists absorption and adsorption of liquids and solids. Further, by resisting adherence of contaminants, our polyurethane rollers reduce the likelihood of contributing to transportation or transmigration of harmful microorganisms and diseases.
- ✱ Polyurethane is resistant to extremes in temperature. It will not get hot to the touch in sunny applications like metal and therefore will not sear or stress your turf. Also, it reflects cold and is resistant to frost.
- ✱ Competition Rollers™ incorporate a unique bearing, seal and shaft design that can be used in any application. All Competition Rollers™ utilize full length shafts and a bearing retainer system that is precise and reliable.
- ✱ No regreasing required - the sealed single row ball bearings allow for ease of maintenance. The bearings are filled with a superior quality "EP" (extreme pressure) grease. We have added proprietary, unique additional seals for enhanced protection against the elements and for retaining grease within the housing to prevent leakage. A sealed bearing configuration that actually holds up to the toughest applications.
- ✱ Each roller is rebuildable quickly and affordably - the proven success of Golfco's sealed bearing design is taken to the next level.
- ✱ Stainless steel bearings are available as an upgrade upon request.
- ✱ An optional flush-mount grease fitting can be added that is fully protected against breakage within our proprietary exterior seal. This unique option allows for regreasing of the bearings at discretionary, customized intervals. Since the bearings remain sealed, you can regrease as often or little as you desire.
- ✱ Our patented grooved rollers have soft large radius corners to protect the turf and provide steerability. No solid debris will ever lodge between the grooves of our polyurethane rollers. (US Patent 5394681)

***** New sectional rollers with multiple independent roller bodies on a single shaft now available.**
An advantage for tight turn conditions or to avoid skid marks on cleanup pass with greens mowers.

Competition2 Rollers™ (with full length shafts and larger double row bearings)

***NEW OPTION* -If you have the toughest application on the planet**

Golfco offers a significant enhancement to our proven line of Competition Rollers™.

Competition2 Rollers™ are upgraded to stainless steel double row sealed ball bearings.

- these heavy duty bearings have significantly higher load bearing capacity
- double row bearing sets have more than twice the lateral thrust capacity of tapered roller bearings
- these bearings have up to 2X the mass of the ones that we used successfully for over 20 years
- double row ball bearings require no adjustments or preloading - no nuts or threaded shafts

(Please call to inquire about these Competition2 Rollers™ available for many applications)

(Competition2 Rollers™ have a "2" in front of the part #)

Pro Roller™ line (Enhanced Golfco designs with water pump style bearings)

Precision machined rollers with simple replaceable water pump style bearings (with integral shafts). Most Pro rollers are machined grooved or smooth from one piece solid steel or aluminum bar. All light steel tubing roller bodies and bearing hubs are TIG welded full circumference to last longer.

Standard Roller™ line (Comparable to OEM style)

Golfco offers certain roller options that are visually similar to OEM style rollers. These rollers are produced and assembled to high precision standards. They are priced at or below any other manufacturers' comparable roller part.

ALL GOLFCO ROLLERS ARE MADE IN THE USA BY OUR OWN SKILLED MACHINISTS & TECHNICIANS

GOLFCO INTERNATIONAL COMPETITION ROLLERS™ 2021

SUMMARY OF SPECIAL FEATURES

Advanced design for bearings, seals and retainers:

Customized sealed ball bearings.
Bearings are completely filled with highest quality extreme pressure (EP rated) grease.
Paired with special external seals for maximum life.
Stainless bearings available for extreme environmental conditions.
Special flush mount grease fittings are available (if you prefer to re-grease the bearings).
Adding grease fitting does not require frequent regreasing. Once or twice a year is typical.

Competition Rollers are heavy-duty, thick wall precision steel rollers:

All polyurethane covered rollers are made with 1.75" OD, thick wall, precision DOM steel tubing.
Machining tolerances are within .0002" for all bearing surfaces and features.
All production processes are supervised by skilled managers with over 60 years of experience.
Inspection of all components occurs four times prior to shipping.
High precision ensures lasting quality of all components and ease of rebuilding.
Full length shafts (increases integrity of the roller with less stress on body and bearings).

Polyurethane body material with features as follows:

Extreme performance elastomer that continues to cure and increase physical properties for years.
Precision cast (not a thin spray-on coating) over a heavy duty steel roller body.
Extremely wear and abrasion resistant (very tough).
Will far outlast any metallic material in abrasive conditions.
Completely impact resistant and dent proof.
100% memory rebound and returns to its original shape.
Highly shock absorbing thereby diminishing damage to mower from rough terrain.
Minimizes shake and shudder from the motor...reducing wear on joints and components.
Reduces fatigue and physical wear on mower operators.
Will not shred or fray like plastic materials.
Will not absorb liquids, swell, expand or shrink.
Will not damage concrete or asphalt paths or curbs from contact.
Silent running on all surfaces.

Polyurethane minimizes debris collection and buildup:

Is a "live" material that limits debris from clinging to the surface in dynamic rolling.
No micro-pore surface structure for adsorption of liquids.
Diminishes transmigration of harmful elements such as disease or fungus.

Polyurethane minimizes turf stress from thermal transfer:

Absorption of heat or cold in roller is minimal.
No turf stress from heat or cold transmission by roller contact.
Minimizes potential for frost buildup.

Grooved design features no parallel sides within the groove channels:

Eliminates hard debris from lodging in the grooves.
Provides more consistent, finer after-cut appearance.

Grooved design has large soft radius groove crests and no corners for gentle turf contact:

Minimizes surface area contact and ensures less compaction of the turf.
Rollers ride closer to the soil and prevent floating of mower head.
Ensures more consistent after-cut appearance.
Provides easier steering and turning of the mower.
Non-aggressive and less stressful on turf.
Allows for more grass to be cut on initial pass - saving time.

for Jacobsen mowers		Roller Assemblies	roller retail	replacement shaft	shaft retail	US PATENT #5394681
Jacobsen ALL 22" GREENSKING, GM, E-Plex, G-Plex, GP400 & ECLIPSE 122 & 322 MOWERS - FRONT ROLLER						
4 bodies	2" grooved Urethane over steel tubing (4 x 5.55" wide bodies)	8.5 lb J2522A2CGH4	\$465	4 independent roller bodies @22.3" oal on a shaft	SHA2522AJN4	\$72
4 bodies	2" smooth Urethane over steel tubing (4 x 5.55" wide bodies)	8.5 lb J2522A2C4	\$444	4 independent roller bodies @22.3" oal on a shaft	SHA2522AJN4	\$72
4 bodies	2" smooth steel extra duty tubing (4 x 5.55" wide bodies)	12 lb J2522A2S4	\$422	4 independent roller bodies @22.3" oal on a shaft	SHA2522AJN4	\$72
4 bodies	2" smooth steel light tubing (4 x 5.55" wide bodies)	7 lb J2522A2L4	\$444	4 independent roller bodies @22.3" oal on a shaft	SHA2522AJN4	\$72
4 bodies	2.5" grooved Urethane over steel tubing (4 x 5.55" wide bodies)	10.5 lb J2522A25CG4	\$476	4 independent roller bodies @22.3" oal on a shaft	SHA2522AJN4	\$72 68673 (2.25" dia)
4 bodies	2.5" smooth Urethane over steel tubing (4 x 5.55" wide bodies)	9 lb J2522A25C4	\$465	4 independent roller bodies @22.3" oal on a shaft	SHA2522AJN4	\$72
4 bodies	2.5" smooth steel extra duty tubing (4 x 5.55" wide bodies)	12 lb J2522A25S4	\$465	4 independent roller bodies @22.3" oal on a shaft	SHA2522AJN4	\$72
	2" grooved Urethane cast over heavy duty steel tubing	7.5 lb J2522A2CGH	\$266	22.45" body, 25.87" shaft	SHA2522AJ	\$59 68527
	2" smooth Urethane cast over heavy duty steel tubing	8 lb J2522A2C	\$249	22.45" body, 25.87" shaft	SHA2522AJ	\$59 68641
	2" smooth Steel extra heavy duty tubing (1/4" wall)	11.5 lb J2522A2S	\$212	22.25" body, 25.87" shaft	SHA2522AJ	\$59 68641
	2" smooth Steel light tubing (full shaft)	5.5 lb J2522A2L	\$212	22.25" body, 25.87" shaft	SHA2522AJ	\$59 1004991, 68530
	2.18" grooved (narrow 3/8" centers) machined Steel tubing	14 lb J2522A21SG38	\$300	22.87" body width, 25.87" shaft	SHA2522AJ	\$59
	2.18" grooved (narrow 3/8" centers) machined Aluminum tubing	12 lb J2522A21AG38	\$300	22.87" body width, 25.87" shaft	SHA2522AJ	\$59
	2.5" grooved Urethane cast over heavy duty steel tubing	9 lb J2522A25CG	\$309	22.45" body, 25.87" shaft	SHA2522AJ	\$59
	2.5" smooth Urethane cast over heavy duty steel tubing	9.5 lb J2522A25C	\$274	22.45" body, 25.87" shaft	SHA2522AJ	\$59
	2.5" smooth Steel heavy duty tubing (1/8" wall)	10 lb J2522A25S	\$238	22.25" body, 25.87" shaft	SHA2522AJ	\$59
	2" smooth Steel light tubing **PRO line	4 lb J23SL	\$212	water pump bearing BWP3	BWP3 bearing only	\$21 68641
	2.18" grooved Steel machined tubing **Standard line	14 lb G68613	\$312	tapered roller bearing 22.87" body width		\$0 68613
	2.18" grooved Aluminum machined tubing **Standard line	12 lb G68614	\$312	tapered roller bearing 22.87" body width		\$0 68614
	2" smooth Steel tubing **Standard line	4 lb G1004991	\$212	ball bearing 303558	SHAJ3010421	\$62 1004991
Jacobsen ALL 22" GREENSKING, GM, E-Plex, G-Plex, GP400 & ECLIPSE 122 & 322 MOWERS - BACK ROLLER						
4 bodies	2" grooved Urethane over steel tubing (4 x 5.55" wide bodies)	8.5 lb J2422S2CGH4	\$465	3/8"-24 taps in shaft ends	SHA2422SJN4	\$72
4 bodies	2" smooth Urethane over steel tubing (4 x 5.55" wide bodies)	8.5 lb J2422S2C4	\$444	3/8"-24 taps in shaft ends	SHA2422SJN4	\$72
4 bodies	2" smooth steel extra duty tubing (4 x 5.55" wide bodies)	12 lb J2422S2S4	\$422	3/8"-24 taps in shaft ends	SHA2422SJN4	\$72
4 bodies	2" smooth steel light tubing (4 x 5.55" wide bodies)	7 lb J2422S2L4	\$444	3/8"-24 taps in shaft ends	SHA2422SJN4	\$72
4 bodies	2" grooved Urethane over steel tubing (4 x 5.55" wide bodies)	8.5 lb J2422G2CGH4	\$465	7/16"-20 taps in shaft ends	SHA2422GJN4	\$72
4 bodies	2" smooth Urethane over steel tubing (4 x 5.55" wide bodies)	8.5 lb J2422G2C4	\$444	7/16"-20 taps in shaft ends	SHA2422GJN4	\$72
4 bodies	2" smooth steel extra duty tubing (4 x 5.55" wide bodies)	12 lb J2422G2S4	\$422	7/16"-20 taps in shaft ends	SHA2422GJN4	\$72
4 bodies	2" smooth steel light tubing (4 x 5.55" wide bodies)	7 lb J2422G2L4	\$444	7/16"-20 taps in shaft ends	SHA2422GJN4	\$72
	2" grooved Urethane cast over heavy duty steel tubing	7.5 lb J2422S2CGH	\$266	3/8"-24 taps in shaft ends	SHA2422SJ	\$59
	2" smooth Urethane cast over heavy duty steel tubing	8 lb J2422S2C	\$249	3/8"-24 taps in shaft ends	SHA2422SJ	\$59
	2" smooth Steel extra heavy duty tubing (1/4" wall)	11.5 lb J2422S2S	\$212	3/8"-24 taps in shaft ends	SHA2422SJ	\$59 1000770
	2" smooth Steel light tubing (full shaft)	5.5 lb J2422S2L	\$212	3/8"-24 taps in shaft ends	SHA2422SJ	\$59 1004990
	2" grooved Urethane cast over heavy duty steel tubing	7.5 lb J2422G2CGH	\$266	7/16"-20 taps in shaft ends	SHA2422GJ	\$59
	2" smooth Urethane cast over heavy duty steel tubing	8 lb J2422G2C	\$249	7/16"-20 taps in shaft ends	SHA2422GJ	\$59
	2" smooth Steel extra heavy duty tubing (1/4" wall)	11.5 lb J2422G2S	\$212	7/16"-20 taps in shaft ends	SHA2422GJ	\$59
	2" smooth Steel light tubing (full shaft)	5.5 lb J2422G2L	\$212	7/16"-20 taps in shaft ends	SHA2422GJ	\$59
	2" smooth Steel light tubing **PRO line	4 lb J22SL	\$212	7/16"-20 taps in shaft ends & BWP5 bearings	BWP5 bearing only	\$21
	2" smooth Steel light tubing **Standard line	4 lb G1004990	\$212	3/8"-24 taps in shaft ends	SHAJ3010422	\$62 1004990
	2" smooth Steel tubing (1/8" wall) **Standard line	14 lb G1000770	\$214	3/8"-24 taps in shaft ends	SHAJ3001654	\$62 1000770 (254-67/68)
Jacobsen TC-22 GREENSMOWERS - FRONT ROLLER						
4 bodies	2" grooved Urethane over steel tubing (4 x 5.55" wide bodies)	8.5 lb J2522J2CGH4	\$508	4 independent roller bodies @22.3" oal on a shaft	SHA2422JJN4	\$72
4 bodies	2" smooth Urethane over steel tubing (4 x 5.55" wide bodies)	8.5 lb J2522J2C4	\$486	4 independent roller bodies @22.3" oal on a shaft	SHA2422JJN4	\$72
4 bodies	2" smooth steel extra duty tubing (4 x 5.55" wide bodies)	12 lb J2522J2S4	\$465	4 independent roller bodies @22.3" oal on a shaft	SHA2422JJN4	\$72
4 bodies	2" smooth steel light tubing (4 x 5.55" wide bodies)	7 lb J2522J2L4	\$465	4 independent roller bodies @22.3" oal on a shaft	SHA2422JJN4	\$72
	2" grooved Urethane cast over heavy duty steel tubing	7.5 lb J2522J2CGH	\$297	22.45" body, 25.87" shaft	SHA2422JJ	\$59
	2" smooth Urethane cast over heavy duty steel tubing	8 lb J2522J2C	\$274	22.45" body, 25.87" shaft	SHA2422JJ	\$59
	2" smooth Steel extra heavy duty tubing (1/4" wall)	11.5 lb J2522J2S	\$249	22.25" body, 25.87" shaft	SHA2422JJ	\$59
	2" smooth Steel light tubing (full shaft)	5.5 lb J2522J2L	\$249	22.25" body, 25.87" shaft	SHA2422JJ	\$59
Jacobsen TC-22 GREENSMOWERS - BACK ROLLER						
	2" smooth Urethane cast over heavy duty steel tubing	8 lb J2522V2C	\$274	22.45" body, 25.87" shaft	SHA2522VJ	\$72
	2" smooth Steel extra heavy duty tubing (1/4" wall)	11.5 lb J2522V2S	\$249	22.25" body, 25.87" shaft	SHA2522VJ	\$72
	2" smooth Steel light tubing (full shaft)	5.5 lb J2522V2L	\$249	22.25" body, 25.87" shaft	SHA2522VJ	\$72
Jacobsen ALL 18" GREENSMOWERS (Eclipse 118, GK 418 & GK 518) - FRONT & BACK ROLLERS without taps in shaft ends						
4 bodies	2" smooth Urethane over steel tubing (4 x 4.75" wide bodies)	8.5 lb J2119A2C4	\$444	4 independent roller bodies on a shaft	SHA2119AJN4	\$72
4 bodies	2" smooth steel extra duty tubing (4 x 4.75" wide bodies)	12 lb J2119A2S4	\$422	4 independent roller bodies on a shaft	SHA2119AJN4	\$72
4 bodies	2" smooth steel light tubing (4 x 4.75" wide bodies)	7 lb J2119A2L4	\$444	4 independent roller bodies on a shaft	SHA2119AJN4	\$72
	2" grooved Urethane cast over heavy duty steel tubing	6.5 lb J2119A2CGH	\$266	19.45" body & no tap in shaft ends	SHA2119AJ	\$59 68616, 63318
	2" smooth Urethane cast over heavy duty steel tubing	7.5 lb J2119A2C	\$249	19.45" body & no tap in shaft ends	SHA2119AJ	\$59 68626, 4108920, 4175221
	2" smooth Steel extra heavy duty tubing (1/4" wall)	10.5 lb J2119A2S	\$212	19.25" body & no tap in shaft ends	SHA2119AJ	\$59 68626, 4108920, 4175221
	2" smooth Steel light tubing (full shaft)	4.5 lb J2119A2L	\$212	19.25" body & no tap in shaft ends	SHA2119AJ	\$59 4108920, 4175221
Jacobsen 18" Eclipse2 118F GREENSMOWERS - FRONT & BACK ROLLERS with taps in shaft ends						
	2" grooved Urethane cast over heavy duty steel tubing	6.5 lb J2119S2CGH	\$266	19.45" body & 3/8"-24 taps in shaft ends	SHA2119SJ	\$59
	2" smooth Urethane cast over heavy duty steel tubing	7.5 lb J2119S2C	\$249	19.45" body & 3/8"-24 taps in shaft ends	SHA2119SJ	\$59 4175221 body + 4175220 shaft
	2" smooth Steel extra heavy duty tubing (1/4" wall)	10.5 lb J2119S2S	\$223	19.25" body & 3/8"-24 taps in shaft ends	SHA2119SJ	\$59 4175221 body + 4175220 shaft
	2" smooth Steel light tubing (full shaft)	4.5 lb J2119S2L	\$223	19.25" body & 3/8"-24 taps in shaft ends	SHA2119SJ	\$59 4175221 body + 4175220 shaft
Jacobsen ALL 26" GREENSMOWERS (Eclipse 126, GK 426 & GK 526) - FRONT & BACK ROLLERS						
4 bodies	2.5" grooved Urethane over steel tubing (4 x 6.5" wide bodies)	10 lb J2926A25CG4	\$486	4 independent roller bodies on a shaft	SHA2926AJN4	\$72
4 bodies	2.5" smooth Urethane over steel tubing (4 x 6.5" wide bodies)	13 lb J2926A25C4	\$476	4 independent roller bodies on a shaft	SHA2926AJN4	\$72
4 bodies	2.5" smooth steel extra duty tubing (4 x 6.5" wide bodies)	13 lb J2926A25S4	\$476	4 independent roller bodies on a shaft	SHA2926AJN4	\$72
	2" smooth Urethane cast over heavy duty steel tubing	9 lb J2926A2C	\$285	26.45" body	SHA2926AJ	\$59
	2" smooth Steel extra heavy duty tubing (1/4" wall)	12.5 lb J2926A2S	\$249	26.25" body	SHA2926AJ	\$59 68627
	2" smooth Steel light tubing (full shaft)	7 lb J2926A2L	\$249	26.25" body	SHA2926AJ	\$59 68627
	2.5" grooved Urethane cast over heavy duty steel tubing	9 lb J2926A25CG	\$309	26.45" body	SHA2926AJ	\$59 68617, 68628
	2.5" smooth Urethane cast over heavy duty steel tubing	11 lb J2926A25C	\$285	26.45" body	SHA2926AJ	\$59
	2.5" smooth Steel heavy duty tubing (1/8" wall)	11 lb J2926A25S	\$238	26.25" body	SHA2926AJ	\$59 68627
Jacobsen 26" LF3810 & TRIKING 1471 & 1671 - FRONT & BACK ROLLERS						
	2.5" grooved Urethane cast over heavy duty steel tubing	9.5 lb J2826A25CG	\$309	26.45" body	SHA2826AJ	\$59
	2.5" smooth Urethane cast over heavy duty steel tubing	11 lb J2826A25C	\$274	26.45" body	SHA2826AJ	\$59 132639
	2.5" smooth Steel heavy duty tubing (1/8" wall)	11 lb J2826A25S	\$238	26.25" body	SHA2826AJ	\$59 132639
	3" grooved Urethane cast over heavy duty steel tubing	13 lb J2826A3CG	\$357	26.45" body	SHA2826AJ	\$59 68617/28, 123266, JMA8422
	3" smooth Urethane cast over heavy duty steel tubing	13.5 lb J2826A3C	\$309	26.45" body	SHA2826AJ	\$59 68627
	3" smooth Steel heavy duty tubing (1/8" wall)	13.5 lb J2826A3S	\$262	26.25" body	SHA2826AJ	\$59 68627
Jacobsen 26" TR-3 - FRONT & BACK ROLLERS						
	2.5" grooved Urethane cast over heavy duty steel tubing	9.5 lb J3126X25CG	\$345	26.45" body	SHA3126XJ	\$59 LMAC078
	2.5" smooth Urethane cast over heavy duty steel tubing	11 lb J3126X25C	\$309	26.45" body	SHA3126XJ	\$59 LMAC075
	2.5" smooth Steel heavy duty tubing (1/8" wall)	11 lb J3126X25S	\$262	26.25" body	SHA3126XJ	\$59 LMAC075
	3" grooved Urethane cast over heavy duty steel tubing	13 lb J3126X3CG	\$393	26.45" body	SHA3126XJ	\$59 LMAC078
	3" smooth Urethane cast over heavy duty steel tubing	13.5 lb J3126X3C	\$345	26.45" body	SHA3126XJ	\$59 LMAC075
	3" smooth Steel heavy duty tubing (1/8" wall)	13.5 lb J3126X3S	\$285	26.25" body	SHA3126XJ	\$59 LMAC075
Jacobsen 30" TRIKING 1684D & 1900D - FRONT & BACK ROLLERS						
	2.5" grooved Urethane cast over heavy duty steel tubing	9 lb J3229A25CG	\$309	29.45" body	SHA3229AJ	\$59
	2.5" smooth Urethane cast over heavy duty steel tubing	12 lb J3229A25C	\$274	29.45" body	SHA3229AJ	\$59 132640
	2.5" smooth Steel heavy duty tubing (1/8" wall)	12 lb J3229A25S	\$238	29.25" body	SHA3229AJ	\$59 132640
	3" grooved Urethane cast over heavy duty steel tubing	12.4 lb J3229A3CG	\$357	29.45" body	SHA3229AJ	\$59 67729 (set of 3)
	3" smooth Urethane cast over heavy duty steel tubing	15 lb J3229A3C	\$309	29.45" body	SHA3229AJ	\$59
	3" smooth Steel heavy duty tubing (1/8" wall)	15 lb J3229A3S	\$262	29.25" body	SHA3229AJ	\$59
Jacobsen 18" LIGHT FAIRWAY SLF1880 - FRONT ROLLER						
	3" grooved Urethane cast over heavy duty steel tubing	9 lb J2119A3CG	\$357	19.45" body	SHA2119AJ	\$59 67925
	3" smooth Urethane cast over heavy duty steel tubing	10.5 lb J2119A3C	\$309	19.45" body	SHA2119AJ	\$59
	3" smooth Steel heavy duty tubing (1/8" wall)	11 lb J2119A3S	\$262	19.25" body	SHA2119AJ	\$59
To diminish instances of shadowing lines due to overlap of reels						
	3 section 3" grooved Urethane with 2" wide smooth ends	8.5 lb J2119A3CG 22C	\$540	call for proper application specifics		
	2" smooth Urethane cast over heavy duty steel tubing	6.5 lb J2016G2C	\$297	front roller for rear mower heads-use with J2016G2C back roller for rear mower heads-use with J2119A3CG 22C	SHA2119AJ SHA2016GJ	\$59 \$59

Jacobsen 18" LIGHT FAIRWAY SLF1880 - BACK ROLLER (with 7/16-20 tap)									
2" smooth Urethane cast over heavy duty steel tubing	6.5 lb	J2016G2C	\$297	16.45" body & 7/16"-20 taps in shaft ends	SHA2016GJ	\$59	68674, 4115860 (2.375"x15.5")		
2" smooth Steel extra heavy duty tubing (1/4" wall)	8.5 lb	J2016G2S	\$226	16.25" body & 7/16"-20 taps in shaft ends	SHA2016GJ	\$59	68674, 4115860 (2.375"x15.5")		
2" smooth Steel light tubing (full shaft)	4.5 lb	J2016G2L	\$226	16.25" body & 7/16"-20 taps in shaft ends	SHA2016GJ	\$59	68674, 4115860 (2.375"x15.5")		
2" smooth Urethane cast over heavy duty steel tubing	11 lb	J2019S2C	\$274	19.45" body & 3/8"-24 taps in shaft ends	SHA2019SJ	\$59	4135083		
2" smooth Steel heavy duty tubing (1/8" wall)	11 lb	J2019S2S	\$238	19.25" body & 3/8"-24 taps in shaft ends	SHA2019SJ	\$59	4135083		
2.5" smooth Urethane cast over heavy duty steel tubing	11 lb	J2019S25C	\$297	19.45" body & 3/8"-24 taps in shaft ends	SHA2019SJ	\$59	4135083		
2.5" smooth Steel heavy duty tubing (1/8" wall)	11 lb	J2019S25S	\$274	19.25" body & 3/8"-24 taps in shaft ends	SHA2019SJ	\$59	4135083		
Jacobsen LF2500 & 3050 26" LIGHT FAIRWAY - FRONT & BACK ROLLERS (Sectional rollers with 4 bodies also available)									
3" grooved Urethane cast over heavy duty steel tubing	13 lb	J3026X3CG	\$357	26.45" body & 1/2" dia. shaft ends	SHA3026XJ	\$59			
3" smooth Urethane cast over heavy duty steel tubing	13.5 lb	J3026X3C	\$309	26.45" body & 1/2" dia. shaft ends	SHA3026XJ	\$59			
3" smooth Steel heavy duty tubing (1/8" wall)	13.5 lb	J3026X3S	\$262	26.25" body & 1/2" dia. shaft ends	SHA3026XJ	\$59			
Jacobsen 22" LIGHT FAIRWAY- FRONT ROLLER (ALL LF models except 26" 2500, 3050 & 3810) (Sectional rollers with 4 bodies also available)									
3" grooved Urethane cast over heavy duty steel tubing	9.4 lb	J2522A3CG	\$357	22.45" body, 25.87" shaft	SHA2522AJ	\$59	123268		
3" smooth Urethane cast over heavy duty steel tubing	12 lb	J2522A3C	\$309	22.45" body, 25.87" shaft	SHA2522AJ	\$59			
3" smooth Steel heavy duty tubing (1/8" wall)	11.5 lb	J2522A3S	\$262	22.25" body, 25.87" shaft	SHA2522AJ	\$59			
To diminish instances of shadowing lines due to overlap of reels call for proper application specifics									
3 section 3" grooved Urethane with 2" wide smooth ends	9.5 lb	J2522A3CG 22C	\$540	front roller for rear mower heads-use with J2419S2C	SHA2522AJ	\$59			
2" smooth Urethane cast over heavy duty steel tubing	7 lb	J2419S2C	\$249	back roller for rear mower heads-use with J2522A3CG 22C	SHA2419SJ	\$59			
Jacobsen 22" LIGHT FAIRWAY- BACK ROLLER (All LF models except 26" 2500, 3050 & 3810) (Sectional rollers with 4 bodies also available)									
4 bodies 2" grooved Urethane over steel tubing (4 x 5.55" wide bodies)	8.5 lb	J2422S2CGH4	\$465	22.3" body & 3/8"-24 taps in shaft ends	SHA2422SJN4	\$72			
4 bodies 2" smooth Urethane over steel tubing (4 x 5.55" wide bodies)	8.5 lb	J2422S2C4	\$444	22.3" body & 3/8"-24 taps in shaft ends	SHA2422SJN4	\$72			
4 bodies 2" smooth steel extra duty tubing (4 x 5.55" wide bodies)	12 lb	J2422S2S4	\$422	22.3" body & 3/8"-24 taps in shaft ends	SHA2422SJN4	\$72			
4 bodies 2" smooth steel light tubing (4 x 5.55" wide bodies)	7 lb	J2422S2L4	\$444	22.3" body & 3/8"-24 taps in shaft ends	SHA2422SJN4	\$72			
4 bodies 2" grooved Urethane over steel tubing (4 x 5.55" wide bodies)	8.5 lb	J2422G2CGH4	\$465	22.3" body & 7/16"-20 taps in shaft ends	SHA2422GJN4	\$72			
4 bodies 2" smooth Urethane over steel tubing (4 x 5.55" wide bodies)	8.5 lb	J2422G2C4	\$444	22.3" body & 7/16"-20 taps in shaft ends	SHA2422GJN4	\$72			
4 bodies 2" smooth steel extra duty tubing (4 x 5.55" wide bodies)	12 lb	J2422G2S4	\$422	22.3" body & 7/16"-20 taps in shaft ends	SHA2422GJN4	\$72			
4 bodies 2" smooth steel light tubing (4 x 5.55" wide bodies)	7 lb	J2422G2L4	\$444	22.3" body & 7/16"-20 taps in shaft ends	SHA2422GJN4	\$72			
2" grooved Urethane cast over heavy duty steel tubing	7.5 lb	J2422S2CGH	\$266	22.45" body & 3/8"-24 taps in shaft ends	SHA2422SJ	\$59			
2" smooth Urethane cast over heavy duty steel tubing	8 lb	J2422S2C	\$249	22.45" body & 3/8"-24 taps in shaft ends	SHA2422SJ	\$59			
2" smooth Steel extra heavy duty tubing (1/4" wall)	11.5 lb	J2422S2S	\$212	22.25" body & 3/8"-24 taps in shaft ends	SHA2422SJ	\$59	1000770		
2" smooth Steel light tubing (full shaft)	5.5 lb	J2422S2L	\$212	22.25" body & 3/8"-24 taps in shaft ends	SHA2422SJ	\$59	1004990		
2.5" grooved Urethane cast over heavy duty steel tubing	8.5 lb	J2421S25CG	\$309	21.45" body & 3/8"-24 taps in shaft ends	SHA2421SJ	\$59			
2.5" smooth Urethane cast over heavy duty steel tubing	8.8 lb	J2421S25C	\$274	21.45" body & 3/8"-24 taps in shaft ends	SHA2421SJ	\$59	5003687, 1003728, 1002446, 100105		
2.5" smooth Steel extra heavy duty tubing (1/4" wall)	9.5 lb	J2421S25S	\$238	21.25" body & 3/8"-24 taps in shaft ends	SHA2421SJ	\$59	5003687, 1003728, 1002446, 100105		
2" grooved Urethane cast over heavy duty steel tubing	7.5 lb	J2422G2CGH	\$266	22.45" body & 7/16"-20 taps in shaft ends	SHA2422GJ	\$59			
2" smooth Urethane cast over heavy duty steel tubing	8 lb	J2422G2C	\$249	22.45" body & 7/16"-20 taps in shaft ends	SHA2422GJ	\$59			
2" smooth Steel extra heavy duty tubing (1/4" wall)	11.5 lb	J2422G2S	\$212	22.25" body & 7/16"-20 taps in shaft ends	SHA2422GJ	\$59	1000770		
2" smooth Steel light tubing (full shaft)	5.5 lb	J2422G2L	\$212	22.25" body & 7/16"-20 taps in shaft ends	SHA2422GJ	\$59	1004990		
2.5" grooved Urethane cast over heavy duty steel tubing	8.5 lb	J2421G25CG	\$309	21.45" body & 7/16"-20 taps in shaft ends	SHA2421GJ	\$59			
2.5" smooth Urethane cast over heavy duty steel tubing	8.8 lb	J2421G25C	\$274	21.45" body & 7/16"-20 taps in shaft ends	SHA2421GJ	\$59	5003687, 1003728, 1002446, 100105		
2.5" smooth Steel extra heavy duty tubing (1/4" wall)	9.5 lb	J2421G25S	\$238	21.25" body & 7/16"-20 taps in shaft ends	SHA2421GJ	\$59	5003687, 1003728, 1002446, 100105		
2" grooved Urethane cast over heavy duty steel tubing	6.5 lb	J2419S2CGH	\$266	19.45" body & 3/8"-24 taps in shaft ends	SHA2419SJ	\$59			
2" smooth Urethane cast over heavy duty steel tubing	7 lb	J2419S2C	\$249	19.45" body & 3/8"-24 taps in shaft ends	SHA2419SJ	\$59			
2" smooth Steel extra heavy duty tubing (1/4" wall)	10.5 lb	J2419S2S	\$226	19.25" body & 3/8"-24 taps in shaft ends	SHA2419SJ	\$59			
Jacobsen 30" ST5111, FAIRWAY, GANG, HF5 & HF15 - FRONT & BACK ROLLERS									
3" grooved Urethane cast over heavy duty steel tubing	12.4 lb	J3329A3CG	\$343	29.45" body	SHA3329AJ	\$59			
3" smooth Urethane cast over heavy duty steel tubing	15 lb	J3329A3C	\$309	29.45" body	SHA3329AJ	\$59	132506, 113897, 700500		
3" smooth Steel heavy duty tubing (1/8" wall)	15 lb	J3329A3S	\$262	29.25" body	SHA3329AJ	\$59	132506, 113897, 700500		
Jacobsen ROTARY AR-522 & AR-722 26" DECK - FRONT ROLLER									
5" grooved Urethane over steel tubing (4" wide body)	10 lb	J0404G5CG2	\$251	2 large machined grooves in roller body	SHA0404GJ	\$59			
5" smooth Urethane over steel tubing (4" wide body)	11 lb	J0404G5C	\$179		SHA0404GJ	\$59			
Jacobsen ROTARY AR-522, AR-722, & AR-5 26" DECK - BACK ROLLER (must confirm shaft configuration on ends)									
4 bodies 3" grooved Urethane over steel tubing (4 x 5.2" wide bodies)	12.5 lb	J2926R3CG4	\$582	non-stripping, for tight turns & ground undulations	SHA2926RJN4	\$72	non-stripping, improved air flow		
4 bodies 3" smooth Urethane over steel tubing (4 x 5.2" wide bodies)	13.5 lb	J2926R3C4	\$582	non-stripping, for tight turns & ground undulations	SHA2926RJN4	\$72	non-stripping, improved air flow		
2 bodies 3" grooved Urethane over steel tubing (2 x 5.2" wide bodies)	5.8 lb	J2905R3CGt	\$476	both shaft ends have large flat and pin hole	SHA2905RJN	\$72	non-stripping, improved air flow		
2 bodies 3" smooth Urethane over steel tubing (2 x 5.2" wide bodies)	6.2 lb	J2904R3Ct	\$452	both shaft ends have large flat and pin hole	SHA2904RJN	\$72	non-stripping, improved air flow		
2 bodies 3" smooth Steel heavy duty tubing (2 x 4" wide bodies)	8 lb	J2904R3St	\$428	both shaft ends have large flat and pin hole	SHA2904RJN	\$72	non-stripping, improved air flow		
3" grooved Urethane cast over heavy duty steel tubing	12.5 lb	J2926R3CG	\$476	both shaft ends have large flat and pin hole	SHA2926RJ	\$72	non-stripping, improved air flow		
3" smooth Urethane cast over heavy duty steel tubing	13.2 lb	J2926R3C	\$357	both shaft ends have large flat and pin hole	SHA2926RJ	\$72	3"roller 4163121, shaft4124015		
3" smooth Steel heavy duty tubing (1/8" wall)	14 lb	J2926R3S	\$333	both shaft ends have large flat and pin hole	SHA2926RJ	\$72	3"roller 4163121, shaft4124015		
3.5" smooth Urethane cast over heavy duty steel tubing	18 lb	J2926R7C	\$428	both shaft ends have large flat and pin hole	SHA2926RJ	\$72	3"roller 4163121, shaft4124015		
4" smooth Urethane cast over heavy duty steel tubing	29 lb	J2926R4C	\$476	both shaft ends have large flat and pin hole	SHA2926RJ	\$72	4"roller 4123031, 4151882		
4" smooth Steel heavy duty tubing (1/8" wall)	27 lb	J2926R4S	\$428	both shaft ends have large flat and pin hole	SHA2926RJ	\$72	4"roller 4123031, 4151882		
4 bodies 3" grooved Urethane over steel tubing (4 x 5.2" wide bodies)	12.5 lb	J2926Q3CG4	\$582	shaft-1 end with large flat & 1 round end	SHA2926QJN4	\$72	non-stripping shaft like 4284472		
4 bodies 3" smooth Urethane over steel tubing (4 x 5.2" wide bodies)	13.5 lb	J2926Q3C4	\$582	shaft-1 end with large flat & 1 round end	SHA2926QJN4	\$72	non-stripping shaft like 4284472		
2 bodies 3" grooved Urethane over steel tubing (2 x 5.2" wide bodies)	5.8 lb	J2905Q3CGt	\$476	shaft-1 end with large flat & 1 round end	SHA2905QJN	\$72	non-stripping shaft like 4284472		
2 bodies 3" smooth Urethane over steel tubing (2 x 4" wide bodies)	5.8 lb	J2904Q3Ct	\$452	shaft-1 end with large flat & 1 round end	SHA2904QJN	\$72	non-stripping shaft like 4284472		
3" grooved Urethane cast over heavy duty steel tubing	12.5 lb	J2926Q3CG	\$476	shaft-1 end with large flat & 1 round end	SHA2926QJ	\$72	non-stripping shaft like 4284472		
3" smooth Urethane cast over heavy duty steel tubing	13.2 lb	J2926Q3C	\$357	shaft-1 end with large flat & 1 round end	SHA2926QJ	\$72	model 068131 roller 4284471		
3" smooth Steel heavy duty tubing (1/8" wall)	14 lb	J2926Q3S	\$333	shaft-1 end with large flat & 1 round end	SHA2926QJ	\$72	model 068131 roller 4284471		
Jacobsen ROTARY AR-5 26" DECK - BACK ROLLER (must confirm shaft configuration on ends)									
4 bodies 3" grooved Urethane over steel tubing (4 x 5.2" wide bodies)	12.5 lb	J3026R3CG4	\$582	non-stripping, for tight turns & ground undulations	SHA3026RJN4	\$72	non-stripping, improved air flow		
4 bodies 3" smooth Urethane over steel tubing (4 x 5.2" wide bodies)	13.5 lb	J3026R3C4	\$582	non-stripping, for tight turns & ground undulations	SHA3026RJN4	\$72	non-stripping, improved air flow		
4 bodies 3" grooved Urethane over steel tubing (2 x 5.2" wide bodies)	6.3 lb	J3004D3CGt	\$476	specify configuration of shaft ends	SHA3005DJN	\$72	non-stripping, improved air flow		
2 bodies 3" smooth Urethane over steel tubing (2 x 4" wide bodies)	6.3 lb	J3004D3Ct	\$452	specify configuration of shaft ends	SHA3004DJN	\$72	non-stripping, improved air flow		
2 bodies 3" smooth Steel heavy duty tubing (2 x 4" wide bodies)	8 lb	J3004D3St	\$428	specify configuration of shaft ends	SHA3004DJN	\$72	non-stripping, improved air flow		
3" grooved Urethane cast over heavy duty steel tubing	13 lb	J3026D3CG	\$428	specify configuration of shaft ends	SHA3026DJ	\$59	non-stripping, improved air flow		
3" smooth Urethane cast over heavy duty steel tubing	13.2 lb	J3026D3C	\$357	specify configuration of shaft ends	SHA3026DJ	\$59			
3" smooth Steel heavy duty tubing (1/8" wall)	14 lb	J3026D3S	\$333	specify configuration of shaft ends	SHA3026DJ	\$59			
3.5" smooth Urethane cast over heavy duty steel tubing	17 lb	J3026D7C	\$428	specify configuration of shaft ends	SHA3026DJ	\$59			
4" smooth Urethane cast over heavy duty steel tubing	29 lb	J2926R4C	\$476	both shaft ends have large flat and pin hole	SHA2926RJ	\$72	068080 4"roller4123031, 2198153		
4" smooth Steel heavy duty tubing (1/8" wall)	27 lb	J2926R4S	\$428	both shaft ends have large flat and pin hole	SHA2926RJ	\$72	068080 4"roller4123031, 2198153		
Jacobsen ROTARY AR-3 30" DECK - BACK ROLLER (must confirm shaft configuration on ends)									
5 bodies 3" grooved Urethane over steel tubing (5 x 5.2" wide bodies)	13.5 lb	J3429R3CG5	\$625	non-stripping, for tight turns & ground undulations	SHA3429RJN5	\$72			
5 bodies 3" smooth Urethane over steel tubing (5 x 5.2" wide bodies)	14 lb	J3429R3C5	\$625	non-stripping, for tight turns & ground undulations	SHA3429RJN5	\$72			
2 bodies 3" grooved Urethane over steel tubing (2 x 5.2" wide bodies)	6.5 lb	J3405R3CGt	\$500	both shaft ends have large flat and pin hole	SHA3405RJN	\$72	non-stripping, improved air flow		
2 bodies 3" smooth Urethane over steel tubing (2 x 4" wide bodies)	6.5 lb	J3404R3Ct	\$476	both shaft ends have large flat and pin hole	SHA3404RJN	\$72	non-stripping, improved air flow		
2 bodies 3" smooth Steel heavy duty tubing (2 x 4" wide bodies)	8.5 lb	J3404R3St	\$428	both shaft ends have large flat and pin hole	SHA3404RJN	\$72	non-stripping, improved air flow		
3" grooved Urethane cast over heavy duty steel tubing	13.5 lb	J3429R3CG	\$476	both shaft ends have large flat and pin hole	SHA3429RJ	\$72	non-stripping, improved air flow		
3" smooth Urethane cast over heavy duty steel tubing	15 lb	J3429R3C	\$357	both shaft ends have large flat and pin hole	SHA3429RJ	\$72	4163083, 4129612, 4163181		
3" smooth Steel heavy duty tubing (1/8" wall)	15 lb	J3429R3S	\$333	both shaft ends have large flat and pin hole	SHA3429RJ	\$72	4163083, 4129612, 4163181		
3.5" smooth Urethane cast over heavy duty steel tubing	18 lb	J3429R7C	\$428	both shaft ends have large flat and pin hole	SHA3429RJ	\$72			
4" smooth Urethane cast over heavy duty steel tubing	29 lb	J3429R4C	\$476	both shaft ends have large flat and pin hole	SHA3429RJ	\$72	4153038		
4" smooth Steel heavy duty tubing (1/8" wall)	29 lb	J3429R4S	\$428	both shaft ends have large flat and pin hole	SHA3429RJ	\$72	4153038		
Jacobsen ROTARY AR-250, AR-2500 DECK - BACK ROLLER									
4" smooth Urethane cast over heavy duty steel tubing	27 lb	R2722X4C	\$476	22.45" body	SHA2722XR	\$59	4115430, 2206195		
4" smooth Steel heavy duty tubing (1/8" wall)	27 lb	R2722X4S	\$428	22.25" body	SHA2722XR	\$59	4115430, 2206195		

for JOHN DEERE mowers

John Deere 18" 180B & 180C WALKING GREENSMOWERS - FRONT ROLLER					
4 bodies	2" smooth Urethane over steel tubing (4 x 4.75" wide bodies)	8 lb	D2119A2C4	\$444	4 independent roller bodies on a shaft
4 bodies	2" smooth steel extra duty tubing (4 x 4.75" wide bodies)	12 lb	D2119A2S4	\$422	4 independent roller bodies on a shaft
4 bodies	2" smooth steel light tubing (4 x 4.75" wide bodies)	7 lb	D2119A2L4	\$444	4 independent roller bodies on a shaft
	2" grooved Urethane cast over heavy duty steel tubing	6.5 lb	D2119A2CGH	\$266	19.45" body
	2" smooth Urethane cast over heavy duty steel tubing	7.5 lb	D2119A2C	\$249	19.45" body
	2" smooth Steel extra heavy duty tubing (1/4" wall)	10.5 lb	D2119A2S	\$212	19.25" body
	2" smooth Steel light tubing (full shaft)	4.5 lb	D2119A2L	\$212	19.25" body
John Deere 22" WALKING GREENSMOWERS - FRONT ROLLER (call for other roller options available)					
4 bodies	2" grooved Urethane over steel tubing (4 x 5.55" wide bodies)	8.5 lb	D2422P2CGH4	\$476	4 independent roller bodies @ 22.3" oal on a shaft
4 bodies	2" smooth Urethane over steel tubing (4 x 5.55" wide bodies)	8.5 lb	D2422P2C4	\$454	4 independent roller bodies @ 22.3" oal on a shaft
4 bodies	2" smooth steel extra duty tubing (4 x 5.55" wide bodies)	12 lb	D2422P2S4	\$432	4 independent roller bodies @ 22.3" oal on a shaft
4 bodies	2" smooth steel light tubing (4 x 5.55" wide bodies)	7 lb	D2422P2L4	\$454	4 independent roller bodies @ 22.3" oal on a shaft
	2" grooved Urethane cast over heavy duty steel tubing	7.5 lb	D2422P2CGH	\$276	22.45" body
	2" smooth Urethane cast over heavy duty steel tubing	7.9 lb	D2422P2C	\$259	22.45" body
	2" smooth Steel extra heavy duty tubing (1/4" wall)	11.5 lb	D2422P2S	\$227	22.25" body
	2" smooth Steel light tubing (full shaft)	5 lb	D2422P2L	\$216	22.25" body
John Deere 22" 220 WALKING & 2500 & 2243 RIDING GREENSMOWER - FRONT & BACK ROLLERS					
4 bodies	2" grooved Urethane over steel tubing (4 x 5.55" wide bodies)	8.5 lb	D2522C2CGH4	\$465	4 independent roller bodies @ 22.3" oal on a shaft
4 bodies	2" smooth Urethane over steel tubing (4 x 5.55" wide bodies)	8.5 lb	D2522C2C4	\$444	4 independent roller bodies @ 22.3" oal on a shaft
4 bodies	2" smooth steel extra duty tubing (4 x 5.55" wide bodies)	12 lb	D2522C2S4	\$422	4 independent roller bodies @ 22.3" oal on a shaft
4 bodies	2" smooth steel light tubing (4 x 5.55" wide bodies)	7 lb	D2522C2L4	\$444	4 independent roller bodies @ 22.3" oal on a shaft
4 bodies	2.5" grooved Urethane over steel tubing (4 x 5.55" wide bodies)	10 lb	D2522C25CG4	\$476	4 independent roller bodies @ 22.3" oal on a shaft
4 bodies	2.5" smooth Urethane over steel tubing (4 x 5.55" wide bodies)	13 lb	D2522C25C4	\$465	4 independent roller bodies @ 22.3" oal on a shaft
4 bodies	2.5" smooth Steel extra duty tubing (4 x 5.55" wide bodies)	13 lb	D2522C25S4	\$465	4 independent roller bodies @ 22.3" oal on a shaft
	2" grooved Urethane cast over heavy duty steel tubing	7.5 lb	D2522C2CGH	\$266	22.45" body, 25.5" shaft
	2" smooth Urethane cast over heavy duty steel tubing	7.9 lb	D2522C2C	\$249	22.45" body, 25.5" shaft
	2" smooth Steel extra heavy duty tubing (1/4" wall)	11.5 lb	D2522C2S	\$212	22.25" body, 25.5" shaft
	2" smooth Steel light tubing (full shaft)	5.5 lb	D2522C2L	\$212	22.25" body, 25.5" shaft
	2.5" grooved Urethane cast over heavy duty steel tubing	8.5 lb	D2522C25CG	\$309	22.45" body, 25.5" shaft
	2.5" smooth Urethane cast over heavy duty steel tubing	9.5 lb	D2522C25C	\$274	22.45" body, 25.5" shaft
	2.5" smooth Steel heavy duty tubing (1/8" wall)	9.2 lb	D2522C25S	\$238	22.25" body, 25.5" shaft
	2" smooth Steel light tubing **PRO line	4 lb	D27SL	\$212	water pump bearing BWP7
					BWP7 bearing only
					\$21 AMT2876
John Deere 260SL WALKING GREENSMOWERS - FRONT ROLLER					
4 bodies	2.5" grooved Urethane over steel tubing (4 x 5.2" wide bodies)	10 lb	D2926A25C4	\$476	4 independent roller bodies on a 29.75" shaft
4 bodies	2.5" smooth Urethane over steel tubing (4 x 5.2" wide bodies)	13 lb	D2926A25C4	\$465	4 independent roller bodies on a 29.75" shaft
4 bodies	2.5" smooth steel extra duty tubing (4 x 5.2" wide bodies)	13 lb	D2926A25S4	\$465	4 independent roller bodies on a 29.75" shaft
	2.5" grooved Urethane cast over heavy duty steel tubing	9.5 lb	D2926A25CG	\$321	26.45" body
	2.5" smooth Urethane cast over heavy duty steel tubing	11 lb	D2926A25C	\$297	26.45" body
	2.5" smooth Steel heavy duty tubing (1/8" wall)	11 lb	D2926A25S	\$274	26.25" body
	2" smooth Urethane cast over heavy duty steel tubing	9.5 lb	D2926A2C	\$297	26.25" body
	2" smooth Steel extra heavy duty tubing (1/4" wall)	12.5 lb	D2926A2S	\$262	26.25" body
	2" smooth Steel light tubing (full shaft)	7 lb	D2926A2L	\$262	26.25" body
John Deere 22" 3215 & 3225 LIGHT FAIRWAY MOWERS - FRONT & BACK ROLLERS (Sectional rollers with 4 bodies also available)					
Combination roller assemblies to diminish effect of reel overlap shadowing are available-please call					
	2" grooved Urethane cast over heavy duty steel tubing	7.5 lb	D2522C2CGH	\$266	22.45" body, 25.5" shaft
	2" smooth Urethane cast over heavy duty steel tubing	7.9 lb	D2522C2C	\$249	22.45" body, 25.5" shaft
	2" smooth Steel extra heavy duty tubing (1/4" wall)	11.5 lb	D2522C2S	\$212	22.25" body, 25.5" shaft
	2" smooth Steel light tubing (full shaft)	5.5 lb	D2522C2L	\$212	22.25" body, 25.5" shaft
	2" smooth Steel light tubing **PRO line	4 lb	D27SL	\$212	water pump bearing BWP7
					BWP7 bearing only
					\$21 AMT2876
John Deere 22" 3235 LIGHT FAIRWAY MOWER - FRONT & BACK ROLLERS (2 styles) (Sectional rollers with 4 bodies also available)					
	3" grooved Urethane cast over heavy duty steel tubing	9.5 lb	D2522C3CG	\$357	1 flat on one end of shaft
	3" smooth Urethane cast over heavy duty steel tubing	12 lb	D2522C3C	\$309	1 flat on one end of shaft
	3" smooth Steel heavy duty tubing (1/8" wall)	11.5 lb	D2522C3S	\$262	1 flat on one end of shaft
To diminish instances of shadowing lines due to overlap of reels				call for proper application specifics	
	3" grooved Urethane with 2.2" wide smooth ends	9.5 lb	D2522C3CG.22C	\$540	front roller for rear mower heads-use with D2519C3C
	3" smooth Urethane cast over heavy duty steel tubing	11 lb	D2519C3C	\$309	back roller for rear mower heads-use with D2522C3CG.22C
					SHA2519CD
					\$59
John Deere 22" 7500/ 8500 & 7700/ 8700 PRECISION CUT & E-CUT FAIRWAY (QA5 & QA7 reels) (Sectional rollers with 4 bodies also available)					
Rollers for QA-7 reels (with 2 flats on one end of the shaft):					
To diminish instances of shadowing lines due to overlap of reels				call for proper application specifics	
	3" grooved Urethane with 2.2" wide smooth ends	9.5 lb	D2522F3CG.22C	\$540	front roller for rear mower heads-use with D2519F3C
	3" smooth Urethane cast over heavy duty steel tubing	11 lb	D2519F3C	\$309	back roller for rear mower heads-use with D2522F3CG.22C
					SHA2519FD
					\$62
	3" grooved Urethane cast over heavy duty steel tubing	9.5 lb	D2522F3CG	\$357	22.45" body, 25.5" shaft
	3" smooth Urethane cast over heavy duty steel tubing	12 lb	D2522F3C	\$309	22.45" body, 25.5" shaft
	3" smooth Steel heavy duty tubing (1/8" wall)	11.5 lb	D2522F3S	\$262	22.25" body, 25.5" shaft
					SHA2522FD
					\$62
To diminish instances of shadowing lines due to overlap of reels				call for proper application specifics	
	2.5" grooved Urethane with 2.2" wide smooth ends	8.5 lb	D2522F25CG.22C	\$540	front roller for rear mower heads-use with D2519F25C
	2.5" smooth Urethane cast over heavy duty steel tubing	9.5 lb	D2519F25C	\$309	back roller for rear mower heads-use with D2522F25CG.22C
					SHA2519FD
					\$62
	2.5" grooved Urethane cast over heavy duty steel tubing	8.5 lb	D2522F25CG	\$309	22.45" body, 25.5" shaft
	2.5" smooth Urethane cast over heavy duty steel tubing	9.5 lb	D2522F25C	\$274	22.45" body, 25.5" shaft
	2.5" smooth Steel heavy duty tubing (1/8" wall)	9.2 lb	D2522F25S	\$238	22.25" body, 25.5" shaft
					SHA2522FD
					\$62
	2" grooved Urethane cast over heavy duty steel tubing	7.5 lb	D2522F2CGH	\$266	22.45" body, 25.5" shaft
	2" smooth Urethane cast over heavy duty steel tubing	7.9 lb	D2522F2C	\$249	22.45" body, 25.5" shaft
	2" smooth Steel extra heavy duty tubing (1/4" wall)	11.5 lb	D2522F2S	\$212	22.25" body, 25.5" shaft
					SHA2522FD
					\$62
Rollers for QA-5 reels (with 1 flat on one end of the shaft):					
To diminish instances of shadowing lines due to overlap of reels				call for proper application specifics	
	3" grooved Urethane with 2.2" wide smooth ends	9.5 lb	D2522C3CG.22C	\$540	front roller for rear mower heads-use with D2519C3C
	3" smooth Urethane cast over heavy duty steel tubing	11 lb	D2519C3C	\$309	back roller for rear mower heads-use with D2522C3CG.22C
					SHA2519CD
					\$59
	3" grooved Urethane cast over heavy duty steel tubing	9.5 lb	D2522C3CG	\$357	22.45" body, 25.5" shaft
	3" smooth Urethane cast over heavy duty steel tubing	12 lb	D2522C3C	\$309	22.45" body, 25.5" shaft
	3" smooth Steel heavy duty tubing (1/8" wall)	11.5 lb	D2522C3S	\$262	22.25" body, 25.5" shaft
					SHA2522CD
					\$59
To diminish instances of shadowing lines due to overlap of reels				call for proper application specifics	
	2.5" grooved Urethane with 2.2" wide smooth ends	8.5 lb	D2522C25CG.22C	\$540	front roller for rear mower heads-use with D2519C25C
	2.5" smooth Urethane cast over heavy duty steel tubing	9.5 lb	D2519C25C	\$309	back roller for rear mower heads-use with D2522C25CG.22C
					SHA2519CD
					\$59
	2.5" grooved Urethane cast over heavy duty steel tubing	8.5 lb	D2522C25CG	\$309	22.45" body, 25.5" shaft
	2.5" smooth Urethane cast over heavy duty steel tubing	9.5 lb	D2522C25C	\$274	22.45" body, 25.5" shaft
	2.5" smooth Steel heavy duty tubing (1/8" wall)	9.2 lb	D2522C25S	\$238	22.25" body, 25.5" shaft
					SHA2522CD
					\$59
	2" grooved Urethane cast over heavy duty steel tubing	7.5 lb	D2522C2CGH	\$266	22.45" body, 25.5" shaft
	2" smooth Urethane cast over heavy duty steel tubing	7.9 lb	D2522C2C	\$249	22.45" body, 25.5" shaft
	2" smooth Steel extra heavy duty tubing (1/4" wall)	11.5 lb	D2522C2S	\$212	22.25" body, 25.5" shaft
	2" smooth Steel light tubing (full shaft)	5.5 lb	D2522C2L	\$212	22.25" body, 25.5" shaft
					SHA2522CD
					\$59

John Deere 18" 8000A PRECISION CUT & E-CUT FAIRWAY - FRONT & BACK ROLLERS							
	2" grooved Urethane cast over heavy duty steel tubing	6.5 lb	D2218A2CGH	\$357	18.0" body, 22" shaft	SHA2218AD	\$59
	2" smooth Urethane cast over heavy duty steel tubing	7.5 lb	D2218A2C	\$309	18.0" body, 22" shaft	SHA2218AD	\$59
	2" smooth Steel extra heavy duty tubing (1/4" wall)	10.5 lb	D2218A2S	\$289	18.0" body, 22" shaft	SHA2218AD	\$59
	2" smooth Steel extra heavy duty tubing (1/4" wall)	9 lb	D2216A2S	\$309	16.0" body, 22" shaft	SHA2218AD	\$59
	2.5" grooved Urethane cast over heavy duty steel tubing	6.7 lb	D2218A25CG	\$393	18.0" body, 22" shaft	SHA2218AD	\$59
	2.5" smooth Urethane cast over heavy duty steel tubing	7.5 lb	D2218A25C	\$357	18.0" body, 22" shaft	SHA2218AD	\$59
	2.5" smooth Steel heavy duty tubing (1/8" wall)	9.2 lb	D2218A25S	\$309	18.0" body, 22" shaft	SHA2218AD	\$59
	3" grooved Urethane cast over heavy duty steel tubing	6.7 lb	D2218A3CG	\$432	18.0" body, 22" shaft	SHA2218AD	\$59
	3" smooth Urethane cast over heavy duty steel tubing	7.5 lb	D2218A3C	\$397	18.0" body, 22" shaft	SHA2218AD	\$59
	3" smooth Steel heavy duty tubing (1/8" wall)	9.2 lb	D2218A3S	\$349	18.0" body, 22" shaft	SHA2218AD	\$59
To diminish instances of shadowing lines due to overlap of reels							
	2.5" grooved Urethane with 2.2" wide smooth ends	6.8 lb	D2218A25CG.22C	\$540	call for proper application specifics		
	2.5" smooth Urethane cast over heavy duty steel tubing	7 lb	D2215A25C	\$357	front roller for rear mower heads-use with D2215A25C	SHA2218AD	\$59
	3" grooved Urethane with 2.2" wide smooth ends	6.8 lb	D2218A3CG.22C	\$540	back roller for rear mower heads-use with D2218A25CG.22C	SHA2215AD	\$59
	3" smooth Urethane cast over heavy duty steel tubing	7 lb	D2215A3C	\$397	front roller for rear mower heads-use with D2215A3C	SHA2218AD	\$59
	3" smooth Steel heavy duty tubing (1/8" wall)	7 lb	D2218A3CG.22C	\$397	back roller for rear mower heads-use with D2218A3CG.22C	SHA2215AD	\$59
John Deere 26" 8900A, 7200, 2653 +A/B FAIRWAY - FRONT & BACK ROLLERS (QA-7 reels) (2.5" diameter also available)							
4 bodies	3" grooved Urethane over steel tubing (4 x 5.2" wide bodies)	12.5 lb	D2926F3CG4	\$582	non-stripping, for tight turns & ground undulations	SHA2926FDN4	\$72
4 bodies	3" smooth Urethane over steel tubing (4 x 5.2" wide bodies)	13.5 lb	D2926F3C4	\$582	non-stripping, for tight turns & ground undulations	SHA2926FDN4	\$72
	3" grooved Urethane cast over heavy duty steel tubing	11.1 lb	D2926F3CG	\$421	29.75" shaft with 2 flats on one end	SHA2926FD	\$62
	3" smooth Urethane cast over heavy duty steel tubing	13.5 lb	D2926F3C	\$364	29.75" shaft with 2 flats on one end	SHA2926FD	\$62
	3" smooth Steel heavy duty tubing (1/8" wall)	13.5 lb	D2926F3S	\$324	29.75" shaft with 2 flats on one end	SHA2926FD	\$62
John Deere 30" 8900A, 7200, 2653 +A/B FAIRWAY - FRONT & BACK ROLLERS (QA-7 reels) (2.5" diameter also available)							
5 bodies	3" grooved Urethane over steel tubing (5 x 5.2" wide bodies)	13.5 lb	D3329F3CG5	\$625	non-stripping, for tight turns & ground undulations	SHA3329FDN5	\$72
5 bodies	3" smooth Urethane over steel tubing (5 x 5.2" wide bodies)	14 lb	D3329F3C5	\$625	non-stripping, for tight turns & ground undulations	SHA3329FDN5	\$72
	3" grooved Urethane cast over heavy duty steel tubing	11.1 lb	D3329F3CG	\$421	33.5" shaft with 2 flats on one end	SHA3329FD	\$62
	3" smooth Urethane cast over heavy duty steel tubing	13.5 lb	D3329F3C	\$364	33.5" shaft with 2 flats on one end	SHA3329FD	\$62
	3" smooth Steel heavy duty tubing (1/8" wall)	13.5 lb	D3329F3S	\$324	33.5" shaft with 2 flats on one end	SHA3329FD	\$62
John Deere 30" 1900, 1905, 3325 FAIRWAY & 3365 TURF PRO & 365 PTO GANG (2 styles) call to confirm roller options							
5 bodies	3" grooved Urethane over steel tubing (5 x 5.2" wide bodies)	13.5 lb	D3229F3CG5	\$625	non-stripping, for tight turns & ground undulations	SHA3229FDN5	\$72
5 bodies	3" smooth Urethane over steel tubing (5 x 5.2" wide bodies)	14 lb	D3229F3C5	\$625	non-stripping, for tight turns & ground undulations	SHA3229FDN5	\$72
	3" grooved Urethane cast over heavy duty steel tubing	13.5 lb	D3229F3CG	\$357	Shafts with 2 flats on one end	SHA3229FD	\$62
	3" smooth Urethane cast over heavy duty steel tubing	15 lb	D3229F3C	\$309	Shafts with 2 flats on one end	SHA3229FD	\$62
	3" smooth Steel heavy duty tubing (1/8" wall)	15 lb	D3229F3S	\$262	Shafts with 2 flats on one end	SHA3229FD	\$62
	3" grooved Urethane cast over heavy duty steel tubing	13.5 lb	D3229A3CG	\$357	Shafts with 1 flat on one end	SHA3229AD	\$59
	3" smooth Urethane cast over heavy duty steel tubing	15 lb	D3229A3C	\$309	Shafts with 1 flat on one end	SHA3229AD	\$59
	3" smooth Steel heavy duty tubing (1/8" wall)	15 lb	D3229A3S	\$262	Shafts with 1 flat on one end	SHA3229AD	\$59
John Deere 30" FAIRWAY (305, 303, 756 & 856) - ALL ROLLERS (Choose from 2 styles) call to confirm roller options							
	3" grooved Urethane cast over heavy duty steel tubing	13.5 lb	D3229X3CG	\$357	32.25" shaft with .5" dia. ends	SHA3229XD	\$59
	3" smooth Urethane cast over heavy duty steel tubing	15 lb	D3229X3C	\$309	32.25" shaft with .5" dia. ends	SHA3229XD	\$59
	3" smooth Steel heavy duty tubing (1/8" wall)	15 lb	D3229X3S	\$262	32.25" shaft with .5" dia. ends	SHA3229XD	\$59
	3" grooved Urethane cast over heavy duty steel tubing	13.5 lb	D3029W3CG	\$357	30" shaft with 5/8" dia. ends & taps	SHA3029WD	\$59
	3" smooth Urethane cast over heavy duty steel tubing	15 lb	D3029W3C	\$309	30" shaft with 5/8" dia. ends & taps	SHA3029WD	\$59
	3" smooth Steel heavy duty tubing (1/8" wall)	15 lb	D3029W3S	\$262	30" shaft with 5/8" dia. ends & taps	SHA3029WD	\$59
John Deere ROTARY 22" 2653 WITH NUNS DECK - BACK ROLLER							
	3" smooth Urethane cast over heavy duty steel tubing	11 lb	D2522C3C	\$309	22.45" body, 25.5" shaft	SHA2522CD	\$59
	3" smooth Steel heavy duty tubing (1/8" wall)	12 lb	D2522C3S	\$262	22.25" body, 25.5" shaft	SHA2522CD	\$59
	3.5" smooth Urethane cast over heavy duty steel tubing	13.5 lb	D2522C7C	\$404	22.45" body, 25.5" shaft	SHA2522CD	\$59
	4" smooth Steel heavy duty tubing (1/8" wall)	20 lb	D2522C4S	\$404	22.25" body, 25.5" shaft	SHA2522CD	\$59
John Deere ROTARY 30" 2653 WITH NUNS DECK - BACK ROLLER							
	3" smooth Urethane cast over heavy duty steel tubing	15 lb	D3229N3C	\$321	22.45" body	SHA3229ND	\$59
	3" smooth Steel heavy duty tubing (1/8" wall)	15 lb	D3229N3S	\$274	22.25" body	SHA3229ND	\$59
	3.5" smooth Urethane cast over heavy duty steel tubing	18 lb	D3229N7C	\$404	22.45" body	SHA3229ND	\$59
	4" smooth Urethane cast over heavy duty steel tubing	23 lb	D3229N4C	\$452	22.45" body	SHA3229ND	\$59
	4" smooth Steel heavy duty tubing (1/8" wall)	29 lb	D3229N4S	\$393	22.25" body	SHA3229ND	\$59
John Deere ROTARY DECK 8800 & 3245C - FRONT ROLLER (With two independent rolling 4" wide roller bodies)							
2 bodies	5" grooved Urethane over steel tubing (two 5.2" wide bodies)	8 lb	D2305A5CGt	\$602	Twin independent bodies-3 grooves per body	SHA2305ADN	\$69
2 bodies	5" smooth Urethane over steel tubing (two 4" wide bodies)	9.3 lb	D2304A5Ct	\$557	Twin independent bodies on a shaft	SHA2304ADN	\$69
John Deere ROTARY DECK 8800 & 3245C & 1565 - BACK ROLLER (choose from multiple styles to match your needs)							
3 bodies	3" grooved Urethane over steel tubing (3 x 5.2" wide bodies)	11 lb	D2319B3CG3	\$592	non-stripping, allows better air flow	SHA2319BDN3	\$72
3 bodies	3" smooth Urethane over steel tubing (3 x 5.2" wide bodies)	11 lb	D2319B3C3	\$592	non-stripping, allows better air flow	SHA2319BDN3	\$72
2 bodies	3" grooved Urethane over steel tubing (2 x 5.2" wide bodies)	8 lb	D2305B3CGt	\$428	non-stripping, allows better air flow	SHA2305BDN	\$69
2 bodies	3" smooth Urethane over steel tubing (2 x 4" wide bodies)	8 lb	D2304B3Ct	\$321	non-stripping, allows better air flow	SHA2304BDN	\$69
2 bodies	3" smooth Steel heavy duty tubing (2 x 4" wide bodies)	10 lb	D2304B3St	\$285	non-stripping, allows better air flow	SHA2304BDN	\$69
	3" grooved Urethane cast over heavy duty steel tubing	9.5 lb	D2319B3CG	\$357	19.45" body, 23" shaft	SHA2319BD	\$59
	3" smooth Urethane cast over heavy duty steel tubing	11 lb	D2319B3C	\$309	19.45" body, 23" shaft	SHA2319BD	\$59
	3" smooth Steel heavy duty tubing (1/8" wall)	12 lb	D2319B3S	\$262	19.25" body, 23" shaft	SHA2319BD	\$59
	3.5" smooth Urethane cast over heavy duty steel tubing	13.5 lb	D2319B7C	\$404	19.45" body, 23" shaft	SHA2319BD	\$59
	4" smooth Steel heavy duty tubing (1/8" wall)	20 lb	D2319B4S	\$368	19.25" body, 23" shaft	SHA2319BD	\$59
	3" smooth Urethane cast over heavy duty steel tubing	11.5 lb	D2419B3C	\$309	19.45" body, 24" shaft	SHA2419BD	\$59
	3" smooth Steel heavy duty tubing (1/8" wall)	11 lb	D2419B3S	\$262	19.25" body, 24" shaft	SHA2419BD	\$59
	3.5" smooth Urethane cast over heavy duty steel tubing	13.5 lb	D2419B7C	\$404	19.45" body, 24" shaft	SHA2419BD	\$59
	4" smooth Steel heavy duty tubing (1/8" wall)	20 lb	D2419B4S	\$368	19.25" body, 24" shaft	SHA2419BD	\$59
	3" smooth Urethane cast over heavy duty steel tubing	12 lb	D2522T3C	\$309	22.45" body, 25.87" shaft	SHA2522TD	\$59
	3" smooth Steel heavy duty tubing (1/8" wall)	11.5 lb	D2522T3S	\$262	22.25" body, 25.87" shaft	SHA2522TD	\$59
	3.5" smooth Urethane cast over heavy duty steel tubing	13.5 lb	D2522T7C	\$404	22.45" body, 25.87" shaft	SHA2522TD	\$59
	4" smooth Steel heavy duty tubing (1/8" wall)	20 lb	D2522T4S	\$368	22.25" body, 25.87" shaft	SHA2522TD	\$59
	3" grooved Urethane cast over heavy duty steel tubing	9.5 lb	D2622A3CG	\$369	22.45" body, 26.75" shaft	SHA2622AD	\$59
	3" smooth Urethane cast over heavy duty steel tubing	12 lb	D2622A3C	\$321	22.45" body, 26.75" shaft	SHA2622AD	\$59
	3" smooth Steel heavy duty tubing (1/8" wall)	11.5 lb	D2622A3S	\$274	22.25" body, 26.75" shaft	SHA2622AD	\$59
	3.5" smooth Urethane cast over heavy duty steel tubing	13.5 lb	D2622A7C	\$404	22.45" body, 26.75" shaft	SHA2622AD	\$59
	4" smooth Steel heavy duty tubing (1/8" wall)	20 lb	D2622A4S	\$404	22.25" body, 26.75" shaft	SHA2622AD	\$59
John Deere ROTARY DECK 9009A & 7400A (2016 & newer) 27" cut - FRONT ROLLER (With two independent rolling 5.2" wide roller bodies)							
2 bodies	5" grooved Urethane over steel tubing (2 x 5.2" wide bodies)	12 lb	D2905C5CGt	\$476	Twin independent bodies on a shaft-3 grooves per body	SHA2905CDN	\$69
2 bodies	5" smooth Urethane over steel tubing (2 x 5.2" wide bodies)	13 lb	D2905C5Ct	\$416	Twin independent bodies on a shaft	SHA2905CDN	\$69
John Deere ROTARY DECK 9009A & 7400A (2016 & newer) 27" cut - BACK ROLLER							
4 bodies	3" grooved Urethane over steel tubing (4 x 5.2" wide bodies)	12 lb	D2926C3CG4	\$582	non-stripping, allows better air flow	SHA2926CDN4	\$72
4 bodies	3" smooth Urethane over steel tubing (4 x 5.2" wide bodies)	12 lb	D2926C3C4	\$582	non-stripping, allows better air flow	SHA2926CDN4	\$72
2 bodies	3" grooved Urethane over steel tubing (2 x 5.2" wide bodies)	10 lb	D2905C3CGt	\$428	non-stripping, allows better air flow	SHA2905CDN	\$69
2 bodies	3" smooth Urethane over steel tubing (2 x 4" wide bodies)	10 lb	D2904C3Ct	\$393	non-stripping, allows better air flow	SHA2904CDN	\$69
2 bodies	3" smooth Steel heavy duty tubing (2 x 4" wide bodies)	11 lb	D2904C3St	\$357	non-stripping, allows better air flow	SHA2904CDN	\$69
	3" grooved Urethane cast over heavy duty steel tubing	11 lb	D2926C3CG	\$393	non-stripping, allows better air flow	SHA2926CD	\$59
	3" smooth Urethane cast over heavy duty steel tubing	12.5 lb	D2926C3C	\$321	26.45" body, 29" shaft	SHA2926CD	\$59
	3" smooth Steel heavy duty tubing (1/8" wall)	12.5 lb	D2926C3S	\$285	26.25" body, 29" shaft	SHA2926CD	\$59
	3" smooth Urethane cast over heavy duty steel tubing	12.5 lb	D2919C3C	\$345	19.45" body, 29" shaft	SHA2919CD	\$59
John Deere ROTARY 7400 (pre-2016) DECK 27" cut - FRONT CASTER							
	5" grooved Urethane cast over heavy duty steel tubing	5 lb	D0404G5CG2	\$251	2 large machined grooves in roller body	SHA0404GD	\$59
	5" smooth Urethane over steel tubing (4" wide body)	5 lb	D0404G5C	\$179	superior design to OEM roller	SHA0404GD	\$59
John Deere ROTARY 7400 (pre-2016) DECK 27" cut - BACK ROLLER							
	3" smooth Urethane cast over heavy duty steel tubing	12.5 lb	D2925A3C	\$321	25.45" body, 29.25" shaft	SHA2925AD	\$59
	3" smooth Steel heavy duty tubing (1/8" wall)	12.5 lb	D2925A3S	\$285	25.25" body, 29.25" shaft	SHA2925AD	\$59

for TORO mowers

Toro 22" GREENSMOWERS - FRONT ROLLER: series 1000, 3, 300, 3000, 3050, 3100, 3150 (with 3/8"-24 tap in shaft ends for ball stud)									
(Except TriFlex series without ball stud for basket yoke as follows: 3200, 3250, 3300, 3320, 3400, 3420 & FLEX 21)									
4 bodies	2" grooved Urethane over steel: 2/3" crests etc (5.55" bodies)	8.5 lb	T2522S2CGH4	\$465	4 independent roller bodies @ 22.3" oal on a shaft	SHA2522STN4	\$72		
4 bodies	2" grooved Urethane over steel: 3/8" crests etc (5.55" bodies)	8.5 lb	T2522S2CGH4n	\$465	4 independent roller bodies @ 22.3" oal on a shaft	SHA2522STN4	\$72		
4 bodies	2.5" smooth Urethane over steel tubing (4 x 5.55" wide bodies)	8.5 lb	T2522S2C4	\$444	4 independent roller bodies @ 22.3" oal on a shaft	SHA2522STN4	\$72		
4 bodies	2" smooth steel extra duty tubing (4 x 5.55" wide bodies)	12 lb	T2522S2S4	\$422	4 independent roller bodies @ 22.3" oal on a shaft	SHA2522STN4	\$72		
4 bodies	2" smooth steel light tubing (4 x 5.55" wide bodies)	7 lb	T2522S2L4	\$444	4 independent roller bodies @ 22.3" oal on a shaft	SHA2522STN4	\$72		
4 bodies	2.5" grooved Urethane over steel: 1" crests etc (5.55" bodies)	10 lb	T2522S25CG4	\$476	4 independent roller bodies @ 22.3" oal on a shaft	SHA2522STN4	\$72		
4 bodies	2.5" smooth Urethane over steel tubing (4 x 5.55" wide bodies)	13 lb	T2522S25C4	\$465	4 independent roller bodies @ 22.3" oal on a shaft	SHA2522STN4	\$72		
4 bodies	2.5" smooth steel extra duty tubing (4 x 5.55" wide bodies)	13 lb	T2522S25S4	\$465	4 independent roller bodies @ 22.3" oal on a shaft	SHA2522STN4	\$72		
	2" grooved Urethane cast over heavy duty steel tubing	7.5 lb	T2522S2CGH	\$266	22.45" body, 25.75" shaft with 3/8"-24 taps in ends	SHA2522ST	\$59	52-3200	
	2" smooth Urethane cast over heavy duty steel tubing	8 lb	T2522S2C	\$249	22.45" body, 25.75" shaft with 3/8"-24 taps in ends	SHA2522ST	\$59	52-3170	
	2" smooth Steel extra heavy duty tubing (1/4" wall)	11.5 lb	T2522S2S	\$212	22.25" body, 25.75" shaft with 3/8"-24 taps in ends	SHA2522ST	\$59	52-3170	
	2" smooth Steel light tubing (full shaft)	5.5 lb	T2522S2L	\$212	22.25" body, 25.75" shaft with 3/8"-24 taps in ends	SHA2522ST	\$59	52-3170	
	2.5" grooved Urethane cast over heavy duty steel tubing	9 lb	T2522S25CG	\$309	22.45" body, 25.75" shaft with 3/8"-24 taps in ends	SHA2522ST	\$59		
	2.5" smooth Urethane cast over heavy duty steel tubing	9.5 lb	T2522S25C	\$274	22.45" body, 25.75" shaft with 3/8"-24 taps in ends	SHA2522ST	\$59		
	2.5" smooth Steel heavy duty tubing (1/8" wall)	10 lb	T2522S25S	\$238	22.25" body, 25.75" shaft with 3/8"-24 taps in ends	SHA2522ST	\$59		
	2" smooth Steel light tubing **PRO line	4 lb	224SL	\$212	water pump bearing BWP4	BWP4 bearing only	\$21	52-3170	
Toro 22" GREENSMOWERS - BACK ROLLER: series 3, 300, 3000, 3050, 3100, 3150									
(Except TriFlex series as follows: 3200, 3250, 3300, 3320, 3400, 3420 & FLEX 21)									
4 bodies	2" grooved Urethane over steel: 2/3" crests etc (5.55" bodies)	8.5 lb	T2522A2CGH4	\$465	4 independent roller bodies @ 22.3" oal on a shaft	SHA2522ATN4	\$72		
4 bodies	2" smooth Urethane over steel tubing (4 x 5.55" wide bodies)	8.5 lb	T2522A2C4	\$444	4 independent roller bodies @ 22.3" oal on a shaft	SHA2522ATN4	\$72		
4 bodies	2" smooth steel extra duty tubing (4 x 5.55" wide bodies)	12 lb	T2522A2S4	\$422	4 independent roller bodies @ 22.3" oal on a shaft	SHA2522ATN4	\$72		
4 bodies	2" smooth steel light tubing (4 x 5.55" wide bodies)	7 lb	T2522A2L4	\$444	4 independent roller bodies @ 22.3" oal on a shaft	SHA2522ATN4	\$72		
4 bodies	2.5" grooved Urethane over steel: 1" crests etc (5.55" bodies)	10 lb	T2522A25CG4	\$476	4 independent roller bodies @ 22.3" oal on a shaft	SHA2522ATN4	\$72		
4 bodies	2.5" smooth Urethane over steel tubing (4 x 5.55" wide bodies)	13 lb	T2522A25C4	\$465	4 independent roller bodies @ 22.3" oal on a shaft	SHA2522ATN4	\$72		
4 bodies	2.5" smooth steel extra duty tubing (4 x 5.55" wide bodies)	13 lb	T2522A25S4	\$465	4 independent roller bodies @ 22.3" oal on a shaft	SHA2522ATN4	\$72		
	2" grooved Urethane cast over heavy duty steel tubing	7.5 lb	T2522A2CGH	\$266	22.45" body, 25.87" shaft	SHA2522AT	\$59		
	2" smooth Urethane cast over heavy duty steel tubing	8 lb	T2522A2C	\$249	22.45" body, 25.87" shaft	SHA2522AT	\$59	52-3120	
	2" smooth Steel extra heavy duty tubing (1/4" wall)	11.5 lb	T2522A2S	\$212	22.25" body, 25.87" shaft	SHA2522AT	\$59	52-3120	
	2" smooth Steel light tubing (full shaft)	5.5 lb	T2522A2L	\$212	22.25" body, 25.87" shaft	SHA2522AT	\$59	52-3120	
	2.5" grooved Urethane cast over heavy duty steel tubing	9 lb	T2522A25CG	\$309	22.45" body, 25.87" shaft	SHA2522AT	\$59		
	2.5" smooth Urethane cast over heavy duty steel tubing	9.5 lb	T2522A25C	\$274	22.45" body, 25.87" shaft	SHA2522AT	\$59		
	2.5" smooth Steel heavy duty tubing (1/8" wall)	10 lb	T2522A25S	\$238	22.25" body, 25.87" shaft	SHA2522AT	\$59		
	2" smooth Steel light tubing **PRO line	4 lb	223SL	\$212	water pump bearing BWP3	BWP3 bearing only	\$21	52-3120	
Toro 22" GREENSMOWERS - BASKET (Yoke) ROLLERS: series 3, 300, 3000, 3050, 3100, 3150 (with 3/8"-24 tap in shaft ends)									
(Except TriFlex series as follows: 3200, 3250, 3300, 3320, 3400, 3420 & FLEX 21)									
	3" grooved Urethane cast over heavy duty steel tubing	9 lb	T2520H3CG	\$333	assembled with body, shaft & bearings & seals	SHA2520HT	\$59	52-2720	
	3" smooth Urethane cast over heavy duty steel tubing	10.5 lb	T2520H3C	\$309	assembled with body, shaft & bearings & seals	SHA2520HT	\$59	52-2720	
	3" smooth Steel heavy duty tubing	11 lb	T2520H3S	\$262	assembled with body, shaft & bearings & seals	SHA2520HT	\$59	52-2720	
	3.5" smooth Urethane cast over heavy duty steel tubing	12.5 lb	T2520H7C	\$321	assembled with body, shaft & bearings & seals	SHA2520HT	\$59	52-2720	
Toro 22" TriFlex series GREENSMOWERS - FRONT & BACK ROLLERS: 3200, 3250, 3300, 3320, 3400, 3420									
(choose the style to match your needs) (these rollers have solid shaft ends without taps, they do not accommodate yoke ball studs)									
4 bodies	2" grooved Urethane over steel: 2/3" crests etc (5.55" bodies)	8.5 lb	T2522A2CGH4	\$465	4 independent roller bodies @ 22.3" on a shaft	SHA2522ATN4	\$72		
4 bodies	2" smooth Urethane over steel tubing (4 x 5.55" wide bodies)	8.5 lb	T2522A2C4	\$444	4 independent roller bodies @ 22.3" on a shaft	SHA2522ATN4	\$72		
4 bodies	2" smooth steel extra duty tubing (4 x 5.55" wide bodies)	12 lb	T2522A2S4	\$422	4 independent roller bodies @ 22.3" on a shaft	SHA2522ATN4	\$72		
4 bodies	2" smooth steel light tubing (4 x 5.55" wide bodies)	7 lb	T2522A2L4	\$444	4 independent roller bodies @ 22.3" on a shaft	SHA2522ATN4	\$72		
4 bodies	2.5" grooved Urethane over steel: 1" crests etc (5.55" bodies)	10 lb	T2522A25CG4	\$476	4 independent roller bodies @ 22.3" on a shaft	SHA2522ATN4	\$72		
4 bodies	2.5" smooth Urethane over steel tubing (4 x 5.55" wide bodies)	9 lb	T2522A25C4	\$465	4 independent roller bodies @ 22.3" on a shaft	SHA2522ATN4	\$72		
4 bodies	2.5" smooth steel extra duty tubing (4 x 5.55" wide bodies)	13 lb	T2522A25S4	\$465	4 independent roller bodies @ 22.3" on a shaft	SHA2522ATN4	\$72		
	2" grooved Urethane cast over heavy duty steel tubing	7.5 lb	T2522A2CGH	\$266	22.45" body, 25.87" shaft	SHA2522AT	\$59		
	2" smooth Urethane cast over heavy duty steel tubing	8 lb	T2522A2C	\$249	22.45" body, 25.87" shaft	SHA2522AT	\$59	52-3120	
	2" smooth Steel extra heavy duty tubing (1/4" wall)	11.5 lb	T2522A2S	\$212	22.25" body, 25.87" shaft	SHA2522AT	\$59	52-3120	
	2" smooth Steel light tubing (full shaft)	5.5 lb	T2522A2L	\$212	22.25" body, 25.87" shaft	SHA2522AT	\$59	52-3120	
	2.5" grooved Urethane cast over heavy duty steel tubing	9 lb	T2522A25CG	\$309	22.45" body, 25.87" shaft	SHA2522AT	\$59		
	2.5" smooth Urethane cast over heavy duty steel tubing	9.5 lb	T2522A25C	\$274	22.45" body, 25.87" shaft	SHA2522AT	\$59	115-7388	
	2.5" smooth Steel heavy duty tubing (1/8" wall)	10 lb	T2522A25S	\$238	22.25" body, 25.87" shaft	SHA2522AT	\$59	115-7388	
	2" smooth Urethane cast over heavy duty steel tubing	8 lb	T2421B2C	\$238	21.45" body, 24" shaft	SHA2421BT	\$59		
	2" smooth Steel extra heavy duty tubing (1/4" wall)	11.5 lb	T2421B2S	\$212	21.25" body, 24" shaft	SHA2421BT	\$59		
	2" smooth Steel light tubing (full shaft)	5.5 lb	T2421B2L	\$212	21.25" body, 24" shaft	SHA2421BT	\$59		
	2.5" grooved Urethane cast over heavy duty steel tubing	9 lb	T2421B25CG	\$309	21.45" body, 24" shaft	SHA2421BT	\$59		
	2.5" smooth Urethane cast over heavy duty steel tubing	9.5 lb	T2421B25C	\$274	21.45" body, 24" shaft	SHA2421BT	\$59		
	2.5" smooth Steel heavy duty tubing (1/8" wall)	10 lb	T2421B25S	\$238	21.25" body, 24" shaft	SHA2421BT	\$59		
	2" smooth Steel light tubing **PRO line	4 lb	223SL	\$212	water pump bearing BWP3	BWP3 bearing only	\$21	52-3120	
Toro GREENSMOWER FLEX 21 & FLEX 1820 - FRONT & BACK ROLLERS (if groomer kit requires tap in ends of shaft, change "A" in part # to "S")									
4 bodies	2" grooved Urethane over steel: 2/3" crests etc (5.55" bodies)	8.5 lb	T2522A2CGH4	\$465	4 independent roller bodies @ 22.3" oal on a shaft	SHA2522ATN4	\$72		
4 bodies	2" smooth Urethane over steel tubing (4 x 5.55" wide bodies)	8.5 lb	T2522A2C4	\$444	4 independent roller bodies @ 22.3" oal on a shaft	SHA2522ATN4	\$72		
4 bodies	2" smooth steel extra duty tubing (4 x 5.55" wide bodies)	12 lb	T2522A2S4	\$422	4 independent roller bodies @ 22.3" oal on a shaft	SHA2522ATN4	\$72		
4 bodies	2" smooth steel light tubing (4 x 5.55" wide bodies)	7 lb	T2522A2L4	\$444	4 independent roller bodies @ 22.3" oal on a shaft	SHA2522ATN4	\$72		
4 bodies	2.5" grooved Urethane over steel: 1" crests etc (5.55" bodies)	10 lb	T2522A25CG4	\$476	4 independent roller bodies @ 22.3" oal on a shaft	SHA2522ATN4	\$72		
4 bodies	2.5" smooth Urethane over steel tubing (4 x 5.55" wide bodies)	9 lb	T2522A25C4	\$465	4 independent roller bodies @ 22.3" oal on a shaft	SHA2522ATN4	\$72		
4 bodies	2.5" smooth steel extra duty tubing (4 x 5.55" wide bodies)	13 lb	T2522A25S4	\$465	4 independent roller bodies @ 22.3" oal on a shaft	SHA2522ATN4	\$72		
	2" grooved Urethane cast over heavy duty steel tubing	7.5 lb	T2522A2CGH	\$266	22.45" body, 25.87" shaft	SHA2522AT	\$59		
	2" smooth Urethane cast over heavy duty steel tubing	8 lb	T2522A2C	\$249	22.45" body, 25.87" shaft	SHA2522AT	\$59	52-3120	
	2" smooth Steel extra heavy duty tubing (1/4" wall)	11.5 lb	T2522A2S	\$212	22.25" body, 25.87" shaft	SHA2522AT	\$59	52-3120	
	2" smooth Steel light tubing (full shaft)	5.5 lb	T2522A2L	\$212	22.25" body, 25.87" shaft	SHA2522AT	\$59	52-3120	
	2.5" grooved Urethane cast over heavy duty steel tubing	9 lb	T2522A25CG	\$309	22.45" body, 25.87" shaft	SHA2522AT	\$59		
	2.5" smooth Urethane cast over heavy duty steel tubing	9.5 lb	T2522A25C	\$274	22.45" body, 25.87" shaft	SHA2522AT	\$59		
	2.5" smooth Steel heavy duty tubing (1/8" wall)	10 lb	T2522A25S	\$238	22.25" body, 25.87" shaft	SHA2522AT	\$59		
	2" smooth Steel light tubing **PRO line	4 lb	223SL	\$212	water pump bearing BWP3	BWP3 bearing only	\$21	52-3120	
Toro GREENSMOWER FLEX 18 & FLEX 1820 - FRONT & BACK ROLLERS (if groomer kit requires tap in ends of shaft, change "C" in part # to "S")									
4 bodies	2" smooth Urethane over steel tubing (4 x 5.55" wide bodies)	7.6 lb	T2319C2C4	\$444	4 independent roller bodies on a shaft	SHA2319CTN4	\$72		
4 bodies	2" smooth steel extra duty tubing (4 x 5.55" wide bodies)	12 lb	T2319C2S4	\$422	4 independent roller bodies on a shaft	SHA2319CTN4	\$72		
4 bodies	2" smooth steel light tubing (4 x 5.55" wide bodies)	7 lb	T2319C2L4	\$444	4 independent roller bodies on a shaft	SHA2319CTN4	\$72		
	2" grooved Urethane cast over heavy duty steel tubing	6.5 lb	T2319C2CGH	\$266	19.45" body	SHA2319CT	\$59		
	2" smooth Urethane cast over heavy duty steel tubing	7.5 lb	T2319C2C	\$249	19.45" body	SHA2319CT	\$59		
	2" smooth Steel extra heavy duty tubing (1/4" wall)	10.5 lb	T2319C2S	\$212	19.25" body	SHA2319CT	\$59		
	2" smooth Steel light tubing (full shaft)	4.5 lb	T2319C2L	\$212	19.25" body	SHA2319CT	\$59		
	2" smooth Steel light tubing **PRO line	4 lb	283SL	\$212	water pump bearing BWP3	BWP3 bearing only	\$21		

Toro GM800 18" GREENSMOWER - FRONT & BACK ROLLERS

4 bodies	2" smooth Urethane over steel tubing (4 x 5.55" wide bodies)	7.6 lb	T2219S2C4	\$444	4 independent roller bodies on a shaft	SHA2219STN4	\$72	
4 bodies	2" smooth Steel extra duty tubing (4 x 5.55" wide bodies)	12 lb	T2219S2S4	\$422	4 independent roller bodies on a shaft	SHA2219STN4	\$72	
4 bodies	2" smooth steel light tubing (4 x 5.55" wide bodies)	7 lb	T2219S2L4	\$444	4 independent roller bodies on a shaft	SHA2219STN4	\$72	
	2" grooved Urethane cast over heavy duty steel tubing	6.5 lb	T2219S2CGH	\$266	19.45" body, 22.75" shaft with 3/8"-24 taps in ends	SHA2219ST	\$59	
	2" smooth Urethane cast over heavy duty steel tubing	7.5 lb	T2219S2C	\$249	19.45" body, 22.75" shaft with 3/8"-24 taps in ends	SHA2219ST	\$59	
	2" smooth Steel extra heavy duty tubing (1/4" wall)	10.5 lb	T2219S2S	\$212	19.25" body, 22.75" shaft with 3/8"-24 taps in ends	SHA2219ST	\$59	
	2" smooth Steel light tubing (full shaft)	4.5 lb	T2219S2L	\$212	19.25" body, 22.75" shaft with 3/8"-24 taps in ends	SHA2219ST	\$59	
	2" smooth Steel light tubing **PRO line	4 lb	294SL	\$212	water pump bearing BWP4	BWP4 bearing only	\$21	

Toro GM1600 26" GREENSMOWER - FRONT & BACK ROLLERS

4 bodies	2.5" grooved Urethane over steel: 1" crests etc (5.55" bodies)	10 lb	T3127A25CG4	\$486	4 independent roller bodies on a shaft	SHA3127ATN4	\$72	
4 bodies	2.5" smooth Urethane over steel tubing (4 x 5.55" wide bodies)	10 lb	T3127A25C4	\$476	4 independent roller bodies on a shaft	SHA3127ATN4	\$72	
4 bodies	2.5" smooth steel extra duty tubing (4 x 5.55" wide bodies)	13 lb	T3127A25S4	\$476	4 independent roller bodies on a shaft	SHA3127ATN4	\$72	
	2.5" grooved Urethane cast over heavy duty steel tubing	11 lb	T3127A25CG	\$309	27.45" body	SHA3127AT	\$59	
	2.5" smooth Urethane cast over heavy duty steel tubing	11 lb	T3127A25C	\$274	27.45" body	SHA3127AT	\$59	
	2.5" smooth Steel heavy duty tubing (1/8" wall)	11.5 lb	T3127A25S	\$238	27.25" body	SHA3127AT	\$59	

Toro 3550D - FRONT ROLLER**(Sectional rollers with 4 bodies also available)**

2.5" grooved Urethane cast over heavy duty steel tubing	8 lb	T2118T25CG	\$321	18.25" body & 21.5" shaft	SHA2118TT	\$59	
---	------	------------	--------------	---------------------------	-----------	-------------	--

Toro 5100D, 5300D & 223D - FRONT ROLLER**(Sectional rollers with 4 bodies also available)****Combination roller assemblies to diminish effect of reel overlap shadowing are available-please call**

2.5" grooved Urethane cast over heavy duty steel tubing	9 lb	T2522A25CG	\$309	22.45" body & 25.87" shaft	SHA2522AT	\$59	75-1520
2.5" smooth Urethane cast over heavy duty steel tubing	9.5 lb	T2522A25C	\$274	22.45" body & 25.87" shaft	SHA2522AT	\$59	
2.5" smooth Steel heavy duty tubing (1/8" wall)	10 lb	T2522A25S	\$238	22.25" body & 25.87" shaft	SHA2522AT	\$59	

Toro 5100D, 5300D & 223D - BACK ROLLER (2.5" diameter also available)**(Sectional rollers with 4 bodies also available)**

2" grooved Urethane cast over heavy duty steel tubing	6.5 lb	T2319A2CGH	\$266	19.45" body	SHA2319AT	\$59	
2" smooth Urethane cast over heavy duty steel tubing	7.5 lb	T2319A2C	\$249	19.45" body	SHA2319AT	\$59	940694
2" smooth Steel extra heavy duty tubing (1/4" wall)	10.5 lb	T2319A2S	\$212	19.25" body	SHA2319AT	\$59	940694
2" smooth Steel light tubing (full shaft)	4.5 lb	T2319A2L	\$212	19.25" body	SHA2319AT	\$59	
2" smooth Steel light tubing **PRO line	4 lb	293SL	\$212	water pump bearing BWP3	BWP3 bearing only	\$21	

Toro 5200D, 5210D, 5400D, 5410D, 5510D & 5610D - FRONT ROLLER**(Sectional rollers with 4 bodies also available)****Combination roller assemblies to diminish effect of reel overlap shadowing are available-please call**

3" grooved Urethane cast over heavy duty steel tubing	9.5 lb	T2722A3CG	\$357	22.45" body, 27" shaft	SHA2722AT	\$59	1009906
3" smooth Urethane cast over heavy duty steel tubing	12 lb	T2722A3C	\$309	22.45" body, 27" shaft	SHA2722AT	\$59	99-5749
3" smooth Steel heavy duty tubing (1/8" wall)	11.5 lb	T2722A3S	\$262	22.25" body, 27" shaft	SHA2722AT	\$59	99-5749
3" grooved Urethane cast over heavy duty steel tubing	9.5 lb	T2724A3CG	\$357	24.45" body, 27" shaft	SHA2724AT	\$59	114-5400
3" smooth Urethane cast over heavy duty steel tubing	12 lb	T2724A3C	\$309	24.45" body, 27" shaft	SHA2724AT	\$59	
3" smooth Steel heavy duty tubing (1/8" wall)	11.5 lb	T2724A3S	\$260	24.25" body, 27" shaft	SHA2724AT	\$59	99-5749

Toro 5200D, 5210D, 5400D, 5410D, 5510D & 5610D - BACK ROLLER**(Sectional rollers with 4 bodies also available)**

3" grooved Urethane cast over heavy duty steel tubing	9.5 lb	T2522C3CG	\$372	22.45" body, 25.5" shaft	SHA2522CT	\$59	
3" smooth Urethane cast over heavy duty steel tubing	12 lb	T2522C3C	\$309	22.45" body, 25.5" shaft	SHA2522CT	\$59	
3" smooth Steel heavy duty tubing (1/8" wall)	11.5 lb	T2522C3S	\$260	22.25" body, 25.5" shaft	SHA2522CT	\$59	
2.5" grooved Urethane cast over heavy duty steel tubing	8.5 lb	T2522C25CG	\$309	22.45" body, 25.5" shaft	SHA2522CT	\$59	
2.5" smooth Urethane cast over heavy duty steel tubing	9.5 lb	T2522C25C	\$274	22.45" body, 25.5" shaft	SHA2522CT	\$59	114-5406
2.5" smooth Steel heavy duty tubing (1/8" wall)	10 lb	T2522C25S	\$238	22.25" body, 25.5" shaft	SHA2522CT	\$59	114-5406
2.5" grooved Urethane cast over heavy duty steel tubing	8.5 lb	T2521C25CG	\$309	21.45" body, 25.5" shaft	SHA2521CT	\$59	
2.5" smooth Urethane cast over heavy duty steel tubing	9.5 lb	T2521C25C	\$274	21.45" body, 25.5" shaft	SHA2521CT	\$59	114-5406
2.5" smooth Steel heavy duty tubing (1/8" wall)	10 lb	T2521C25S	\$238	21.25" body, 25.5" shaft	SHA2521CT	\$59	114-5406
2.5" grooved Urethane cast over heavy duty steel tubing	8.5 lb	T2321A25CG	\$309	21.45" body, 23.75" shaft	SHA2321AT	\$59	
2.5" smooth Urethane cast over heavy duty steel tubing	9.5 lb	T2321A25C	\$274	21.45" body, 23.75" shaft	SHA2321AT	\$59	
2.5" smooth Steel heavy duty tubing (1/8" wall)	9.2 lb	T2321A25S	\$238	21.25" body, 23.75" shaft	SHA2321AT	\$59	
2" smooth Urethane cast over heavy duty steel tubing	8 lb	T2321A2C	\$238	21.45" body, 23.75" shaft	SHA2321AT	\$59	
2" smooth Steel extra heavy duty tubing (1/4" wall)	11.5 lb	T2321A2S	\$212	21.25" body, 23.75" shaft	SHA2321AT	\$59	
2" smooth Steel light tubing (full shaft)	5.5 lb	T2321A2L	\$212	21.25" body, 23.75" shaft	SHA2321AT	\$59	
3" grooved Urethane cast over heavy duty steel tubing	9 lb	T2519A3CG	\$357	19.45" body, 25" shaft	SHA2519AT	\$59	
3" smooth Urethane cast over heavy duty steel tubing	11 lb	T2519A3C	\$309	19.45" body, 25" shaft	SHA2519AT	\$59	
3" smooth Steel heavy duty tubing (1/8" wall)	11 lb	T2519A3S	\$260	19.25" body, 25" shaft	SHA2519AT	\$59	
2.5" grooved Urethane cast over heavy duty steel tubing	8 lb	T2519A25CG	\$309	19.45" body, 25" shaft	SHA2519AT	\$59	
2.5" smooth Urethane cast over heavy duty steel tubing	9 lb	T2519A25C	\$274	19.45" body, 25" shaft	SHA2519AT	\$59	
2.5" smooth Steel heavy duty tubing (1/8" wall)	9 lb	T2519A25S	\$238	19.25" body, 25" shaft	SHA2519AT	\$59	
2" grooved Urethane cast over heavy duty steel tubing	6.5 lb	T2519A2CGH	\$266	19.45" body, 25" shaft	SHA2519AT	\$59	
2" smooth Urethane cast over heavy duty steel tubing	7.5 lb	T2519A2C	\$249	19.45" body, 25" shaft	SHA2519AT	\$59	
2" smooth Steel extra heavy duty tubing (1/4" wall)	10.5 lb	T2519A2S	\$212	19.25" body, 25" shaft	SHA2519AT	\$59	
2" smooth Steel light tubing (full shaft)	4.5 lb	T2519A2L	\$212	19.25" body, 25" shaft	SHA2519AT	\$59	
2.5" grooved Urethane cast over heavy duty steel tubing	8 lb	T2319A25CG	\$309	19.45" body, 23" shaft	SHA2319AT	\$59	
2.5" smooth Urethane cast over heavy duty steel tubing	9 lb	T2319A25C	\$274	19.45" body, 23" shaft	SHA2319AT	\$59	
2.5" smooth Steel heavy duty tubing (1/8" wall)	9 lb	T2319A25S	\$238	19.25" body, 23" shaft	SHA2319AT	\$59	
2" grooved Urethane cast over heavy duty steel tubing	6.5 lb	T2319A2CGH	\$266	19.45" body, 23" shaft	SHA2319AT	\$59	
2" smooth Urethane cast over heavy duty steel tubing	7.5 lb	T2319A2C	\$249	19.45" body, 23" shaft	SHA2319AT	\$59	940694
2" smooth Steel extra heavy duty tubing (1/4" wall)	10.5 lb	T2319A2S	\$212	19.25" body, 23" shaft	SHA2319AT	\$59	940694
2" smooth Steel light tubing (full shaft)	4.5 lb	T2319A2L	\$212	19.25" body, 23" shaft	SHA2319AT	\$59	
2" smooth Steel light tubing **PRO line	4 lb	293SL	\$212	19.25" body, 23" shaft	BWP3 bearing only	\$21	water pump bearing BWP3

Toro 5500D, 6500D & 6700D - FRONT & BACK ROLLERS				(Sectional rollers with 4 bodies also available)			
3" grooved Urethane cast over heavy duty steel tubing	9.5 lb	T2722A3CG	\$357	22.45" body, 27" shaft	SHA2722AT	\$59	1009906
3" smooth Urethane cast over heavy duty steel tubing	12 lb	T2722A3C	\$309	22.45" body, 27" shaft	SHA2722AT	\$59	99-5749
3" smooth Steel heavy duty tubing (1/8" wall)	11.5 lb	T2722A3S	\$262	22.25" body, 27" shaft	SHA2722AT	\$59	99-5749
3" grooved Urethane cast over heavy duty steel tubing	9.5 lb	T2724A3CG	\$357	24.45" body, 27" shaft	SHA2724AT	\$59	114-5400
3" smooth Urethane cast over heavy duty steel tubing	12 lb	T2724A3C	\$309	24.45" body, 27" shaft	SHA2724AT	\$59	99-5749
3" smooth Steel heavy duty tubing (1/8" wall)	11.5 lb	T2724A3S	\$260	24.25" body, 27" shaft	SHA2724AT	\$59	99-5749
To diminish instances of shadowing lines due to overlap of reels				call for proper application specifics			
3 section 3" grooved Urethane with 2" wide smooth ends	9.5 lb	T2722A3CG.22C	\$540	front roller for rear mower heads-use with T2719A3C	SHA2722AT	\$59	
3" smooth Urethane cast over heavy duty steel tubing	11 lb	T2719A3C	\$309	back roller for rear mower heads-use with T2722A3CG.22C	SHA2719AT	\$59	
(please confirm diameter of body and length of shaft required to fit BACK ROLLER)							
3" grooved Urethane cast over heavy duty steel tubing	9.5 lb	T2522A3CG	\$357	22.45" body, 25.87" shaft	SHA2522AT	\$59	
3" smooth Urethane cast over heavy duty steel tubing	12 lb	T2522A3C	\$309	22.45" body, 25.87" shaft	SHA2522AT	\$59	
3" smooth Steel heavy duty tubing (1/8" wall)	11.5 lb	T2522A3S	\$260	22.25" body, 25.87" shaft	SHA2522AT	\$59	
2.5" Combination roller assemblies to diminish effect of reel overlap shadowing are available-please call							
2.5" grooved Urethane cast over heavy duty steel tubing	9 lb	T2522A25CG	\$309	22.45" body, 25.87" shaft	SHA2522AT	\$59	
2.5" smooth Urethane cast over heavy duty steel tubing	9.5 lb	T2522A25C	\$274	22.45" body, 25.87" shaft	SHA2522AT	\$59	
2.5" smooth Steel heavy duty tubing (1/8" wall)	10 lb	T2522A25S	\$238	22.25" body, 25.87" shaft	SHA2522AT	\$59	
2.5" grooved Urethane cast over heavy duty steel tubing	9 lb	T2422A25CG	\$309	22.45" body, 24.5" shaft	SHA2422AT	\$59	
2.5" smooth Urethane cast over heavy duty steel tubing	9.5 lb	T2422A25C	\$274	22.45" body, 24.5" shaft	SHA2422AT	\$59	
2.5" smooth Steel heavy duty tubing (1/8" wall)	10 lb	T2422A25S	\$238	22.25" body, 24.5" shaft	SHA2422AT	\$59	
2.5" grooved Urethane cast over heavy duty steel tubing	8.5 lb	T2421A25CG	\$309	21.45" body, 24.5" shaft	SHA2421AT	\$59	
2.5" smooth Urethane cast over heavy duty steel tubing	9.5 lb	T2421A25C	\$274	21.45" body, 24.5" shaft	SHA2421AT	\$59	
2.5" smooth Steel heavy duty tubing (1/8" wall)	10 lb	T2421A25S	\$238	21.25" body, 24.5" shaft	SHA2421AT	\$59	
2.5" grooved Urethane cast over heavy duty steel tubing	8 lb	T2519A25CG	\$309	19.45" body, 25" shaft	SHA2519AT	\$59	
2.5" smooth Urethane cast over heavy duty steel tubing	9 lb	T2519A25C	\$274	19.45" body, 25" shaft	SHA2519AT	\$59	
2.5" smooth Steel heavy duty tubing (1/8" wall)	9 lb	T2519A25S	\$238	19.25" body, 25" shaft	SHA2519AT	\$59	
2.5" grooved Urethane cast over heavy duty steel tubing	8 lb	T2419A25CG	\$309	19.45" body, 24.5" shaft	SHA2419AT	\$59	
2.5" smooth Urethane cast over heavy duty steel tubing	9 lb	T2419A25C	\$274	19.45" body, 24.5" shaft	SHA2419AT	\$59	
2.5" smooth Steel heavy duty tubing (1/8" wall)	9 lb	T2419A25S	\$238	19.25" body, 24.5" shaft	SHA2419AT	\$59	
Toro 27" SIDEWINDER, 27" 3100D, 27" 2300D & 216 - FRONT & BACK ROLLERS				(Sectional rollers with 4 bodies also available)			
2.5" grooved Urethane cast over heavy duty steel tubing	10 lb	T3026D25CG	\$309	26.45" body, 30" shaft	SHA3026DT	\$59	92-7410, 104-1385
2.5" smooth Urethane cast over heavy duty steel tubing	11 lb	T3026D25C	\$274	26.45" body, 30" shaft	SHA3026DT	\$59	61-0410
2.5" smooth Steel heavy duty tubing (1/8" wall)	11.5 lb	T3026D25S	\$238	26.25" body, 30" shaft	SHA3026DT	\$59	61-0410
3" grooved Urethane cast over heavy duty steel tubing	12.5 lb	T3026D3CG	\$357	26.45" body, 30" shaft	SHA3026DT	\$59	
3" smooth Urethane cast over heavy duty steel tubing	13 lb	T3026D3C	\$309	26.45" body, 30" shaft	SHA3026DT	\$59	
3" smooth Steel heavy duty tubing (1/8" wall)	13 lb	T3026D3S	\$260	26.25" body, 30" shaft	SHA3026DT	\$59	
2.5" grooved Urethane cast over heavy duty steel tubing	10.3 lb	T3227D25CG	\$321	27.45" body, 32" shaft	SHA3227DT	\$59	front 114-9383, back 112-8915
2.5" smooth Urethane cast over heavy duty steel tubing	11 lb	T3227D25C	\$285	27.45" body, 32" shaft	SHA3227DT	\$59	front 114-9383, back 112-8915
3" grooved Urethane cast over heavy duty steel tubing	12.8 lb	T3227D3CG	\$357	27.45" body, 32" shaft	SHA3227DT	\$59	front 114-9383, back 112-8915
3" smooth Urethane cast over heavy duty steel tubing	13.3 lb	T3227D3C	\$309	27.45" body, 32" shaft	SHA3227DT	\$59	front 114-9383, back 112-8915
3" smooth Steel heavy duty tubing (1/8" wall)	13.3 lb	T3227D3S	\$260	27.25" body, 32" shaft	SHA3227DT	\$59	front 114-9383, back 112-8915
Toro 32" SIDEWINDER, 32" 3100D & 2600D & 2300D - FRONT ROLLER (check length of body and shaft to match your requirements)							
3" grooved Urethane cast over heavy duty steel tubing	14 lb	T3431U3CG	\$369	31.45" body, 34.5" shaft	SHA3431UT	\$59	94-4993, 104-1388
3" smooth Steel heavy duty tubing (1/8" wall)	15 lb	T3431U3S	\$285	31.25" body, 34.5" shaft	SHA3431UT	\$59	
3" grooved Urethane cast over heavy duty steel tubing	14 lb	T3632U3CG	\$369	32.45" body, 36" shaft	SHA3632UT	\$59	94-4993, 104-1388
3" smooth Steel heavy duty tubing (1/8" wall)	15 lb	T3632U3S	\$285	32.25" body, 36" shaft	SHA3632UT	\$59	
2.5" smooth Steel heavy duty tubing (1/8" wall)	12.5 lb	T3431U25S	\$274	31.25" body, 34.5" shaft	SHA3431UT	\$59	
Toro 32" SIDEWINDER, 32" 3100D & 2600D & 2300D - BACK ROLLER							
3" smooth Urethane cast over heavy duty steel tubing	15 lb	T3429U3C	\$309	29.45" body, 34.5" shaft	SHA3429UT	\$59	
3" smooth Steel heavy duty tubing (1/8" wall)	14.5 lb	T3429U3S	\$274	29.25" body, 34.5" shaft	SHA3429UT	\$59	
2.5" smooth Urethane cast over heavy duty steel tubing	12.5 lb	T3429U25C	\$285	29.45" body, 34.5" shaft	SHA3429UT	\$59	94-4982
2.5" smooth Steel heavy duty tubing (1/8" wall)	12.5 lb	T3429U25S	\$274	29.25" body, 34.5" shaft	SHA3429UT	\$59	94-4982
Toro REEL MOWERS 4500D, 4300D, 4000D, 3500D, 450D, 335D & 350D - FRONT ROLLER							
3" grooved Urethane cast over heavy duty steel tubing	14.5 lb	T3732K3CG	\$357	Replacement for OEM rollers with 36" or 37" shaft	SHA3732KT	\$59	
3" smooth Steel heavy duty tubing (1/8" wall)	16 lb	T3732K3S	\$285	Replacement for OEM rollers with 36" or 37" shaft	SHA3732KT	\$59	
3" grooved Urethane cast over heavy duty steel tubing	13.5 lb	T3229T3CG	\$357	Replacement for OEM rollers with 32" shaft	SHA3229TT	\$59	
3" smooth Urethane cast over heavy duty steel tubing	15 lb	T3229T3C	\$309	Replacement for OEM rollers with 32" shaft	SHA3229TT	\$59	
3" smooth Steel heavy duty tubing (1/8" wall)	15 lb	T3229T3S	\$262	Replacement for OEM rollers with 32" shaft	SHA3229TT	\$59	
Toro REEL MOWERS 4500D, 4000D, 3500D, 450D, 335D, & 350D - BACK ROLLER							
3" smooth Urethane cast over heavy duty steel tubing	15 lb	T3429K3C	\$309	29.45" body	SHA3429KT	\$59	
3" smooth Steel heavy duty tubing (1/8" wall)	15 lb	T3429K3S	\$250	29.25" body	SHA3429KT	\$59	
3.5" smooth Urethane cast over heavy duty steel tubing	18 lb	T3429K7C	\$404	29.45" body	SHA3429KT	\$59	59-5630
4" smooth Urethane cast over heavy duty steel tubing	30 lb	T3429K4C	\$476	29.45" body	SHA3429KT	\$59	
4" smooth Steel heavy duty tubing (1/8" wall)	29 lb	T3429K4S	\$428	29.25" body	SHA3429KT	\$59	
Toro SPARTAN FAIRWAY, REELMASTER GANG, TURF PRO & PARKMASTER GANG							
3" smooth Urethane cast over heavy duty steel tubing	14 lb	T3227J3C	\$309	27.45" body	SHA3227JT	\$59	
3" smooth Steel heavy duty tubing (1/8" wall)	13.5 lb	T3227J3S	\$262	27.25" body	SHA3227JT	\$59	8-3990
3.5" smooth Urethane cast over heavy duty steel tubing	17 lb	T3227J7C	\$404	27.45" body	SHA3227JT	\$59	8-3990, 5-3939
4" smooth Steel heavy duty tubing (1/8" wall)	27 lb	T3227J4S	\$428	27.25" body	SHA3227JT	\$59	
Toro ROTARY DECK 4500D, 4700D, 3500D & 3505D - FRONT ROLLER (includes our Competition™ bearings, seals and roller shaft)							
5" grooved Urethane cast over steel tubing w/ bearings/seals	5 lb	T0505G5CG3	\$262	do not need OEM 5/8" dia. bolt	SHA0505GT	\$59	104-1092 + 115-3412
5" smooth Urethane over steel tubing (5.2" wide body)	5 lb	T0505G5C	\$179	do not need OEM 5/8" dia. bolt	SHA0505GT	\$59	104-1092 + 115-3412+115-3418
Toro ROTARY DECK 4500D, 4700D, 3500D & 3505D - BACK ROLLER							
5 bodies 3" grooved Urethane over steel tubing (5 x 5.2" wide bodies)	13.5 lb	T3329A3CG5	\$625	non-stripping, for tight turns & ground undulations	SHA3329ATN5	\$72	
5 bodies 3" smooth Urethane over steel tubing (5 x 5.2" wide bodies)	14 lb	T3329A3C5	\$625	non-stripping, for tight turns & ground undulations	SHA3329ATN5	\$72	
2 bodies 3" grooved Urethane over steel tubing (2 x 5.2" wide bodies)	10.5 lb	T3305A3CGI	\$428	non-stripping, allows better air flow	SHA3305ATN	\$72	
2 bodies 3" smooth Urethane over steel tubing (2 x 4" wide bodies)	11 lb	T3304A3Ct	\$393	non-stripping, allows better air flow	SHA3304ATN	\$72	
2 bodies 3" smooth Steel heavy duty tubing (2 x 4" wide bodies)	12 lb	T3304A3St	\$357	non-stripping, allows better air flow	SHA3304ATN	\$72	
3" grooved Urethane cast over heavy duty steel tubing	13.5 lb	T3329A3CG	\$357	non-stripping, allows better air flow	SHA3329AT	\$59	
3" smooth Urethane cast over heavy duty steel tubing	15 lb	T3329A3C	\$309	29.45" body	SHA3329AT	\$59	112-5265
3" smooth Steel heavy duty tubing (1/8" wall)	15 lb	T3329A3S	\$262	29.25" body	SHA3329AT	\$59	112-5265
3.5" smooth Urethane cast over heavy duty steel tubing	18 lb	T3329A7C	\$404	29.45" body	SHA3329AT	\$59	
Toro ROTARY DECK 4300D - FRONT ROLLER (with extended shaft) (includes our Competition™ bearings, seals and roller shaft)							
5" grooved Urethane cast over steel tubing w/ bearings/seals	5 lb	T0705G5CG3	\$262	3 large machined grooves in roller body	SHA0705GT	\$59	115-3418 + 114-0430
5" smooth Urethane over steel tubing (5.2" wide body)	5.5 lb	T0705G5C	\$179	do not need OEM 5/8" dia. bolt	SHA0705GT	\$59	115-3418 + 114-0430
Toro ROTARY DECK 4300D - BACK ROLLER (3.5" dia. rollers may be available-please call)							
4 bodies 3" grooved Urethane over steel tubing (4 x 5.2" wide bodies)	12.5 lb	T2824K3CG4	\$582	non-stripping, for tight turns & ground undulations	SHA2824KTN4	\$72	
4 bodies 3" smooth Urethane over steel tubing (4 x 5.2" wide bodies)	13.5 lb	T2824K3C4	\$582	non-stripping, for tight turns & ground undulations	SHA2824KTN4	\$72	
2 bodies 3" grooved Urethane over steel tubing (2 x 5.2" wide bodies)	10.5 lb	T2805K3CGI	\$428	non-stripping, allows better air flow	SHA2805KTN	\$72	
2 bodies 3" smooth Urethane over steel tubing (2 x 4" wide bodies)	11 lb	T2804K3Ct	\$393	non-stripping, allows better air flow	SHA2804KTN	\$72	
2 bodies 3" smooth Steel heavy duty tubing (2 x 4" wide bodies)	12 lb	T2804K3St	\$357	non-stripping, allows better air flow	SHA2804KTN	\$72	
3" grooved Urethane cast over heavy duty steel tubing	11 lb	T2824K3CG	\$357	24.45" body	SHA2824KT	\$59	
3" smooth Urethane cast over heavy duty steel tubing	12 lb	T2824K3C	\$309	24.45" body	SHA2824KT	\$59	108-7387
3" smooth Steel heavy duty tubing (1/8" wall)	11 lb	T2824K3S	\$262	24.25" body	SHA2824KT	\$59	108-7387

for RANSOMES mowers

RANSOMES ALL 22" GREENSPLEX & E-PLEX - FRONT ROLLER

4 bodies	2" grooved Urethane over steel: 2/3" crests etc (5.55" bodies)	8.5 lb	R2522A2CGH4	\$476	4 independent roller bodies @22.3" oal on a shaft	SHA2522AJ	\$59	
4 bodies	2" smooth Urethane over steel tubing (4 x 5.55" wide bodies)	8.5 lb	R2522A2C4	\$444	4 independent roller bodies @22.3" oal on a shaft	SHA2522AJ	\$59	
4 bodies	2" smooth steel extra duty tubing (4 x 5.55" wide bodies)	12 lb	R2522A2S4	\$422	4 independent roller bodies @22.3" oal on a shaft	SHA2522AJ	\$59	
4 bodies	2" smooth steel light tubing (4 x 5.55" wide bodies)	7 lb	R2522A2L4	\$444	4 independent roller bodies @22.3" oal on a shaft	SHA2522AJ	\$59	
4 bodies	2.5" grooved Urethane over steel: 1" crests etc (5.55" bodies)	10.5 lb	R2522A25CG4	\$476	4 independent roller bodies @22.3" oal on a shaft	SHA2522AJ	\$59	68673
4 bodies	2.5" smooth Urethane over steel tubing (4 x 5.55" wide bodies)	8.5 lb	R2522A25C4	\$465	4 independent roller bodies @22.3" oal on a shaft	SHA2522AJ	\$59	
4 bodies	2.5" smooth steel extra duty tubing (4 x 5.55" wide bodies)	12 lb	R2522A25S4	\$465	4 independent roller bodies @22.3" oal on a shaft	SHA2522AJ	\$59	
	2" grooved Urethane cast over heavy duty steel tubing	7.5 lb	R2522A2CGH	\$266	22.45" body	SHA2522AJ	\$59	68527
	2" smooth Urethane cast over heavy duty steel tubing	8 lb	R2522A2C	\$249	22.45" body	SHA2522AJ	\$59	
	2" smooth Steel extra heavy duty tubing (1/4" wall)	11.5 lb	R2522A2S	\$212	22.25" body	SHA2522AJ	\$59	68641
	2" smooth Steel light tubing (full shaft)	5.5 lb	R2522A2L	\$212	22.25" body	SHA2522AJ	\$59	1004991, 68530
	2.5" grooved Urethane cast over heavy duty steel tubing	9 lb	R2522A25CG	\$309	22.45" body	SHA2522AJ	\$59	
	2.5" smooth Urethane cast over heavy duty steel tubing	9.5 lb	R2522A25C	\$274	22.45" body	SHA2522AJ	\$59	
	2.5" smooth Steel heavy duty tubing (1/8" wall)	10 lb	R2522A25S	\$238	22.25" body	SHA2522AJ	\$59	
	2" smooth Steel light tubing **PRO line	4 lb	223SL	\$212	water pump bearing BWP3	BWP3 bearing only	\$21	

RANSOMES 300 & 500 GREENSMOWERS - BACK ROLLER

4 bodies	2" grooved Urethane over steel: 2/3" crests etc (5.55" bodies)	8.5 lb	R2422S2CGH4	\$476	4 independent bodies @22.3" oal on a shaft with 3/8"-24 taps	SHA2422SJ	\$59	
4 bodies	2" smooth Urethane over steel tubing (4 x 5.55" wide bodies)	8.5 lb	R2422S2C4	\$444	4 independent bodies @22.3" oal on a shaft with 3/8"-24 taps	SHA2422SJ	\$59	
4 bodies	2" smooth steel extra duty tubing (4 x 5.55" wide bodies)	12 lb	R2422S2S4	\$422	4 independent bodies @22.3" oal on a shaft with 3/8"-24 taps	SHA2422SJ	\$59	
4 bodies	2" smooth steel light tubing (4 x 5.55" wide bodies)	7 lb	R2422S2L4	\$444	4 independent bodies @22.3" oal on a shaft with 3/8"-24 taps	SHA2422SJ	\$59	
4 bodies	2" grooved Urethane over steel: 2/3" crests etc (5.55" bodies)	8.5 lb	R2422G2CGH4	\$476	4 independent bodies @22.3" oal on a shaft with 7/16"-20 taps	SHA2422GJ	\$59	
4 bodies	2" smooth Urethane over steel tubing (4 x 5.55" wide bodies)	8.5 lb	R2422G2C4	\$444	4 independent bodies @22.3" oal on a shaft with 7/16"-20 taps	SHA2422GJ	\$59	
4 bodies	2" smooth steel extra duty tubing (4 x 5.55" wide bodies)	12 lb	R2422G2S4	\$422	4 independent bodies @22.3" oal on a shaft with 7/16"-20 taps	SHA2422GJ	\$59	
4 bodies	2" smooth steel light tubing (4 x 5.55" wide bodies)	7 lb	R2422G2L4	\$444	4 independent bodies @22.3" oal on a shaft with 7/16"-20 taps	SHA2422GJ	\$59	
	2" grooved Urethane cast over heavy duty steel tubing	7.5 lb	R2422S2CGH	\$266	22.45" body, 3/8"-24 taps in shaft ends	SHA2422SJ	\$59	
	2" smooth Urethane cast over heavy duty steel tubing	8 lb	R2422S2C	\$249	22.45" body, 3/8"-24 taps in shaft ends	SHA2422SJ	\$59	LMSE079
	2" smooth Steel extra heavy duty tubing (1/4" wall)	11.5 lb	R2422S2S	\$212	22.25" body, 3/8"-24 taps in shaft ends	SHA2422SJ	\$59	1000770
	2" smooth Steel light tubing (full shaft)	5.5 lb	R2422S2L	\$212	22.25" body, 3/8"-24 taps in shaft ends	SHA2422SJ	\$59	1004990
	2" grooved Urethane cast over heavy duty steel tubing	7.5 lb	R2422G2CGH	\$266	22.45" body, 7/16"-20 taps in shaft ends	SHA2422GJ	\$59	
	2" smooth Urethane cast over heavy duty steel tubing	8 lb	R2422G2C	\$249	22.45" body, 7/16"-20 taps in shaft ends	SHA2422GJ	\$59	
	2" smooth Steel extra heavy duty tubing (1/4" wall)	11.5 lb	R2422G2S	\$212	22.25" body, 7/16"-20 taps in shaft ends	SHA2422GJ	\$59	
	2" smooth Steel light tubing (full shaft)	5.5 lb	R2422G2L	\$212	22.25" body, 7/16"-20 taps in shaft ends	SHA2422GJ	\$59	
	2" smooth Steel light tubing **PRO line	4 lb	225SL	\$212	7/16"-20 taps in shaft ends	BWP5 bearing only	\$21	

RANSOMES MOTOR 180D, 180 TRIPLEX & TRIPLE 18 - ALL ROLLERS

	2.5" grooved Urethane cast over heavy duty steel tubing	9 lb	R2826G25CG	\$309	7/16"-20 taps in shaft ends	SHA2826GR	\$59	
	2.5" smooth Urethane cast over heavy duty steel tubing	11.5 lb	R2826G25C	\$274	7/16"-20 taps in shaft ends	SHA2826GR	\$59	A896305
	2.5" smooth Steel heavy duty tubing (1/8" wall)	12 lb	R2826G25S	\$238	7/16"-20 taps in shaft ends	SHA2826GR	\$59	A896305

RANSOMES 250 LIGHTWEIGHT FAIRWAY - 33 HP/6" DIA. REELS - ALL ROLLERS

	3" grooved Urethane cast over heavy duty steel tubing	13 lb	R2722R3CG	\$357		SHA2722RR	\$59	
	3" smooth Urethane cast over heavy duty steel tubing	15 lb	R2722R3C	\$309		SHA2722RR	\$59	
	3" smooth Steel heavy duty tubing	15 lb	R2722R3S	\$262		SHA2722RR	\$59	

RANSOMES 250 LIGHTWEIGHT FAIRWAY - 28 HP/2WD REELS - FRONT ROLLER

	3" grooved Urethane cast over heavy duty steel tubing	13 lb	R2622A3CG	\$357		SHA2622AR	\$59	
	3" smooth Urethane cast over heavy duty steel tubing	15 lb	R2622A3C	\$309		SHA2622AR	\$59	
	3" smooth Steel heavy duty tubing	15 lb	R2622A3S	\$262		SHA2622AR	\$59	

RANSOMES 250 LIGHTWEIGHT FAIRWAY - 23 HP/5" DIA. REELS - FRONT ROLLER

	3" grooved Urethane cast over heavy duty steel tubing	13 lb	R2722A3CG	\$357		SHA2722AR	\$59	2206098
	3" smooth Urethane cast over heavy duty steel tubing	15 lb	R2722A3C	\$309		SHA2722AR	\$59	2206099
	3" smooth Steel heavy duty tubing	15 lb	R2722A3S	\$262		SHA2722AR	\$59	2206099

RANSOMES 250 LIGHTWEIGHT FAIRWAY - 23 HP/5" DIA. REELS - BACK ROLLER

	2.5" grooved Urethane cast over heavy duty steel tubing	9 lb	R2421S25CG	\$309	3/8"-24 taps in shaft ends	SHA2421SJ	\$59	
	2.5" smooth Urethane cast over heavy duty steel tubing	9.5 lb	R2421S25C	\$274	3/8"-24 taps in shaft ends	SHA2421SJ	\$59	
	2.5" smooth Steel extra heavy duty tubing (1/4" wall)	10 lb	R2421S25S	\$238	3/8"-24 taps in shaft ends	SHA2421SJ	\$59	
	2.5" grooved Urethane cast over heavy duty steel tubing	9 lb	R2421G25CG	\$309	7/16"-20 taps in shaft ends	SHA2421GJ	\$59	
	2.5" smooth Urethane cast over heavy duty steel tubing	8 lb	R2421G25C	\$274	7/16"-20 taps in shaft ends	SHA2421GJ	\$59	
	2.5" smooth Steel extra heavy duty tubing (1/4" wall)	12 lb	R2421G25S	\$238	7/16"-20 taps in shaft ends	SHA2421GJ	\$59	

RANSOMES 26" FAIRWAY 300, 305, 405 & 26" T-PLEX 185D - ALL ROLLERS

	3" grooved Urethane cast over heavy duty steel tubing	13 lb	R3026T3CG	\$357		SHA3026TR	\$59	
	3" smooth Urethane cast over heavy duty steel tubing	15 lb	R3026T3C	\$309		SHA3026TR	\$59	
	3" smooth Steel heavy duty tubing	15 lb	R3026T3S	\$262		SHA3026TR	\$59	

RANSOMES 30" T-PLEX 185D - ALL ROLLERS

	3" grooved Urethane cast over heavy duty steel tubing	13 lb	R3429T3CG	\$357		SHA3429TR	\$59	LMSE080
	3" smooth Urethane cast over heavy duty steel tubing	15 lb	R3429T3C	\$309		SHA3429TR	\$59	LMSE079
	3" smooth Steel heavy duty tubing	15 lb	R3429T3S	\$262		SHA3429TR	\$59	

RANSOMES 350D, 213D, 465, 5/3 MOTOR, 5 MOUNTED, 5/7 & 340 (27" REEL) - ALL ROLLERS

	2.5" grooved Urethane cast over heavy duty steel tubing	9 lb	R3127G25CG	\$309	27.45" body, 31.62" shaft w/ 7/16"-20 taps	SHA3127GR	\$59	
	2.5" smooth Urethane cast over heavy duty steel tubing	11.2 lb	R3127G25C	\$274	27.45" body, 31.62" shaft w/ 7/16"-20 taps	SHA3127GR	\$59	LMAA356, 71091
	2.5" smooth Steel extra heavy duty tubing (1/4" wall)	12 lb	R3127G25S	\$238	27.25" body, 31.62" shaft w/ 7/16"-20 taps	SHA3127GR	\$59	LMAA356, 71091
	3" grooved Urethane cast over heavy duty steel tubing	12.4 lb	R3529A3CG	\$357	29.45" body, 35" shaft	SHA3529AR	\$59	MBE0852B, 500638, 500630
	3" smooth Urethane cast over heavy duty steel tubing	15 lb	R3529A3C	\$309	29.45" body, 35" shaft	SHA3529AR	\$59	
	3" smooth Steel heavy duty tubing	15 lb	R3529A3S	\$262	29.25" body, 35" shaft	SHA3529AR	\$59	

RANSOMES ROTARY AR-250, AR-2500 DECK - BACK ROLLER

	3.5" smooth Urethane cast over heavy duty steel tubing	27 lb	R2722X7C	\$428	22.45" body	SHA2722XR	\$59	4115430, 2206195
	4" smooth Urethane cast over heavy duty steel tubing	23 lb	R2722X4C	\$476	22.45" body	SHA2722XR	\$59	4115430, 2206195
	4" smooth Steel heavy duty tubing (1/8" wall)	27 lb	R2722X4S	\$428	22.45" body	SHA2722XR	\$59	4115430, 2206195

for TRU-TURF Greens Golf Rollers

Tru-Turf Smoothing Heads Rollers for RS48-11E & RB48-11A machine							
2.5" smooth Urethane cast over heavy duty steel tubing 22.45"	9.5 lb	T2222S25C	\$274	22.45" body	SHA2222ST	\$59	R8217
2.5" smooth Steel heavy duty tubing (1/8" wall) 22.25"	9.2 lb	T2222S25S	\$245	22.25" body	SHA2222ST	\$59	R8217
Tru-Turf Smoothing Heads Rollers for R50-11 machine							
2.5" smooth Urethane cast over heavy duty steel tubing 22.45"	9.5 lb	T2222Y25C	\$284	22.45" body short rollers (4 per machine)	SHA2222YT	\$59	
2.5" smooth Steel heavy duty tubing (1/8" wall) 22.25"	9.2 lb	T2222Y25S	\$255	22.25" body short rollers (4 per machine)	SHA2222YT	\$59	
2.5" smooth Urethane cast over heavy duty steel tubing 24.45"	10 lb	T2524Y25C	\$294	25.45" body long rollers (2 per machine)	SHA2524YT	\$59	
2.5" smooth Steel heavy duty tubing (1/8" wall) 24.25"	9.6 lb	T2524Y25S	\$265	25.25" body long rollers (2 per machine)	SHA2524YT	\$59	
Tru-Turf Smoothing Heads Rollers for GR39 machine							
2.5" smooth Urethane cast over heavy duty steel tubing 39.5"		T3939S25C	\$441	39.5" body	SHA3939ST	\$79	
2.5" smooth Steel heavy duty tubing (1/8" wall) 39.5"		T3939S25S	\$394	39.5" body	SHA3939ST	\$79	
Tru-Turf Smoothing Heads Rollers for TR7000C machine							
2.5" smooth Urethane cast over heavy duty steel tubing 39.5" 2 bodies		T3939S25C2	\$472	2 body assembly at 39.5" total length	SHA3939ST	\$79	G7018 & G7049
2.5" smooth Steel heavy duty tubing (1/8" wall) 39.5" 2 bodies	15.5 lb	T3939S25S2	\$416	2 body assembly at 39.5" total length	SHA3939ST	\$79	G7018 & G7049
Tru-Turf Smoothing Heads Rollers for R52 machine							
2.5" smooth Urethane cast over heavy duty steel tubing 18.45"	9 lb	T1818S25C	\$274	18.45" body	SHA1818ST	\$59	E7149
2.5" smooth Steel heavy duty tubing (1/8" wall) 18.25"	8.7 lb	T1818S25S	\$255	18.25" body	SHA1818ST	\$59	E7149
Tru-Turf Smoothing Heads Rollers for TR66 Spikes machine							
2.5" smooth Urethane cast over heavy duty steel tubing 22.45"	9.5 lb	TT2422S25C	\$309	22.45" body	SHA2422STT	\$59	T3005
2.5" smooth Steel heavy duty tubing (1/8" wall) 22.25"	9.2 lb	TT2422S25S	\$297	22.25" body	SHA2422STT	\$59	T3005

for SISIS

Sisis Flexi-400 - ALL ROLLERS							
3" smooth Urethane cast over heavy duty steel tubing	11.6 lb	S2524S3C	\$357	24.45" body	SHA2524SS	\$72	
3" smooth Steel heavy duty tubing	12 lb	S2524S3S	\$335	24.25" body	SHA2524SS	\$72	
3.5" smooth Urethane cast over heavy duty steel tubing	16 lb	S2524S7C	\$404	24.45" body	SHA2524SS	\$72	
Sisis Veemo MK2 Verticutter - ALL ROLLERS							
3" smooth Urethane cast over heavy duty steel tubing	15 lb	S3029G3C	\$357	29.45" body	SHA3029GS	\$72	
3" smooth Steel heavy duty tubing	15 lb	S3029G3S	\$335	29.25" body	SHA3029GS	\$72	

for DENNIS

Dennis Walking mower - ALL ROLLERS (handlebar bushings needed)							
3.5" smooth Urethane cast over heavy duty steel tubing	21 lb	D3834G7C	\$465		SHA3834GD	\$84	
Handlebar bushing (2 per roller)		2SLEEVE 1.25x.5x1.2 PU	\$23				

for SHIBAURA & HUSTLER

Shibaura G EXE 26 Greens Mower							
				(Sectional rollers with 4 bodies also available)			
2.5" grooved Urethane cast over heavy duty steel tubing	10 lb	S2826P25CG	\$411	26.45" body, 28.375" shaft	SHA2826PS	\$69	
2.5" smooth Urethane cast over heavy duty steel tubing	12.5 lb	S2826P25C	\$368	26.45" body, 28.375" shaft	SHA2826PS	\$69	
2.5" smooth Steel heavy duty tubing (1/8" wall)	12.5 lb	S2826P25S	\$320	26.25" body, 28.375" shaft	SHA2826PS	\$69	
2" smooth Urethane cast over heavy duty steel tubing	8.5 lb	S2826P2C	\$301	26.45" body, 28.375" shaft	SHA2826PS	\$69	
2" smooth Steel heavy duty tubing (1/4" wall)	12 lb	S2826P2S	\$280	26.25" body, 28.375" shaft	SHA2826PS	\$69	
Shibaura G Flow22 & MG70 & Hustler GM1500 Greens Mower							
				(Sectional rollers with 4 bodies also available)			
2.5" grooved Urethane cast over heavy duty steel tubing	9 lb	S2622P25CG	\$400	22.45" body, 26" shaft	SHA2622PS	\$69	
2.5" smooth Urethane cast over heavy duty steel tubing	11.5 lb	S2622P25C	\$357	22.45" body, 26" shaft	SHA2622PS	\$69	
2.5" smooth Steel heavy duty tubing (1/8" wall)	12 lb	S2622P25S	\$309	22.25" body, 26" shaft	SHA2622PS	\$69	
2" grooved Urethane cast over heavy duty steel tubing	7.5 lb	S2622P2CGH	\$301	22.45" body, 26" shaft	SHA2622PS	\$69	
2" smooth Urethane cast over heavy duty steel tubing	8 lb	S2622P2C	\$280	22.45" body, 26" shaft	SHA2622PS	\$69	
2" smooth Steel heavy duty tubing (1/4" wall)	11.5 lb	S2622P2S	\$270	22.25" body, 26" shaft	SHA2622PS	\$69	
Shibaura SR370							
				(Sectional rollers with 4 bodies also available)			
3" grooved Urethane cast over heavy duty steel tubing	12.5 lb	S2926P3CG	\$444	26.45" body, 29.75" shaft	SHA2926PS	\$69	
3" smooth Urethane cast over heavy duty steel tubing	14 lb	S2926P3C	\$416	26.45" body, 29.75" shaft	SHA2926PS	\$69	
3" smooth Steel heavy duty tubing (1/8" wall)	14 lb	S2926P3S	\$357	26.25" body, 29.75" shaft	SHA2926PS	\$69	
Shibaura SR525 Fairway & Hustler 7500 & 7700 Fairway							
				(Sectional rollers with 4 bodies also available)			
3" grooved Urethane cast over heavy duty steel tubing	10.5 lb	S2522P3CG	\$428	22.45" body, 25.75" shaft	SHA2522PS	\$69	A72010351
3" smooth Urethane cast over heavy duty steel tubing	12.5 lb	S2522P3C	\$404	22.45" body, 25.75" shaft	SHA2522PS	\$69	A72010351
3" smooth Steel heavy duty tubing (1/8" wall)	12.5 lb	S2522P3S	\$333	22.25" body, 25.75" shaft	SHA2522PS	\$69	A72010351

for BARONESS

Baroness LM66T Greens - ALL ROLLERS							
2.5" grooved Urethane cast over heavy duty steel tubing	13 lb	K2725H25CG	\$381	25.45" body	SHA2725HK	\$72	
2.5" smooth Urethane cast over heavy duty steel tubing	15 lb	K2725H25C	\$345	25.45" body	SHA2725HK	\$72	
2.5" smooth Steel heavy duty tubing	15 lb	K2725H25S	\$321	25.45" body	SHA2725HK	\$72	
Baroness LM185 - ALL ROLLERS							
3" grooved Urethane cast over heavy duty steel tubing	13 lb	K3027K3CG	\$464	27.45" body	SHA3027KK	\$72	
3" smooth Urethane cast over heavy duty steel tubing	15 lb	K3027K3C	\$416	27.45" body	SHA3027KK	\$72	
3" smooth Steel heavy duty tubing	15 lb	K3027K3S	\$357	27.25" body	SHA3027KK	\$72	
Baroness LM2700 Fairway - ALL ROLLERS							
3" grooved Urethane cast over heavy duty steel tubing	13 lb	K2727G3CG	\$464	27.45" body	SHA2727GK	\$72	
3" smooth Urethane cast over heavy duty steel tubing	15 lb	K2727G3C	\$416	27.45" body	SHA2727GK	\$72	
3" smooth Steel heavy duty tubing	15 lb	K2727G3S	\$357	27.25" body	SHA2727GK	\$72	
3.5" smooth Urethane cast over heavy duty steel tubing	18 lb	K2727G7C	\$524	27.45" body	SHA2727GK	\$72	
4" smooth Urethane cast over heavy duty steel tubing	23 lb	K2727G4C	\$594	27.45" body	SHA2727GK	\$72	

for VENTRAC

Ventrac MJ840 Contour Deck Rotary Mower						
	3" smooth Urethane cast over heavy duty steel tubing	11.8 lb	V2422S3C	only available through Venture Products	SHA2422SV	Competition2 upgrade
	3" smooth Steel heavy duty tubing (1/8" wall)	11.4 lb	V2422S3S	\$333 22.05" body	SHA2422SV	\$72
4 bodies	3" grooved Urethane over steel tubing (2 x 4" wide bodies)	8 lb	V2404S3CGt	\$428 non-stripping, allows better air flow	SHA2404SV	\$72
4 bodies	3" smooth Urethane over steel tubing (2 x 4" wide bodies)	8 lb	V2404S3Ct	\$476 non-stripping, allows better air flow	SHA2404SV	\$72 Competition2 upgrade
4 bodies	3" smooth Urethane over steel tubing (2 x 4" wide bodies)	8 lb	V2404S3Ct	\$393 non-stripping, allows better air flow	SHA2404SV	\$72
4 bodies	3" smooth Steel heavy duty tubing (2 x 4" wide bodies)	10 lb	V2404S3St	\$368 non-stripping, allows better air flow	SHA2404SV	\$72
Ventrac MR740 Triplex Reel Mower						
	3" grooved Urethane cast over heavy duty steel tubing	9.5 lb	V2827G3CG	\$416 27.45" body	SHA2827GV	\$59
	3" smooth Urethane cast over heavy duty steel tubing	11.5 lb	V2827G3C	\$369 27.45" body	SHA2827GV	\$59
	3" smooth Steel heavy duty tubing (1/8" wall)	11.2 lb	V2827G3S	\$347 27.25" body	SHA2827GV	\$59

for NATIONAL

National 68 & 84 TRIPLEX & PTO GANG - 30" REELS						
	3" grooved Urethane cast over heavy duty steel tubing	13 lb	N3429I3CG	\$357 29.45" body	SHA3429IN	\$59
	3" smooth Urethane cast over heavy duty steel tubing	15 lb	N3429I3C	\$309 29.45" body	SHA3429IN	\$59
	3" smooth Steel heavy duty tubing	15 lb	N3429I3S	\$262 29.25" body	SHA3429IN	\$59
	3.5" smooth Urethane cast over heavy duty steel tubing	18 lb	N3429I7C	\$404 29.45" body	SHA3429IN	\$59
	4" smooth Urethane cast over heavy duty steel tubing	23 lb	N3229I4C	\$452 29.45" body	SHA3229IN	\$59
	4" smooth Steel heavy duty tubing	19 lb	N3429I4S	\$404 29.25" body	SHA3229IN	\$59
National 68 & 84 TRIPLEX & PTO GANG - 25" OUTSIDE REELS						
	3" smooth Urethane cast over heavy duty steel tubing	11 lb	N2420I3C	\$309 20.45" body	SHA2420IN	\$59
	3" smooth Steel heavy duty tubing	11 lb	N2420I3S	\$274 20.25" body	SHA2420IN	\$59
	3.5" smooth Urethane cast over heavy duty steel tubing	13 lb	N2420I7C	\$404 20.45" body	SHA2420IN	\$59

for BUNTON




Bunton 22" WALKING GREENSMOWERS - FRONT						
	2" grooved Urethane cast over heavy duty steel tubing	7.5 lb	B2422P2CGH	\$276 22.45" body	SHA2422PB	\$69
	2" smooth Urethane cast over heavy duty steel tubing	8 lb	B2422P2C	\$259 22.45" body	SHA2422PB	\$69
	2" smooth Steel extra heavy duty tubing (1/4" wall)	11.5 lb	B2422P2S	\$230 22.25" body	SHA2422PB	\$69
	2" smooth Steel light tubing (full shaft)	5 lb	B2422P2L	\$230 22.25" body	SHA2422PB	\$69
	2.5" grooved Urethane cast over heavy duty steel tubing	9 lb	B2422P25CG	\$292 22.45" body	SHA2422PB	\$69
	2.5" smooth Urethane cast over heavy duty steel tubing	9.5 lb	B2422P25C	\$259 22.45" body	SHA2422PB	\$69
	2.5" smooth Steel extra heavy duty tubing (1/4" wall)	10 lb	B2422P25S	\$238 22.25" body	SHA2422PB	\$69
Bunton 26" WALKING GREENSMOWER - FRONT						
	2.5" grooved Urethane cast over heavy duty steel tubing	10 lb	B2726P25CG	\$292 26.45" body	SHA2726PB	\$69
	2.5" smooth Urethane cast over heavy duty steel tubing	10.5 lb	B2726P25C	\$259 26.45" body	SHA2726PB	\$69
	2.5" smooth Steel extra heavy duty tubing (1/4" wall)	11 lb	B2726P25S	\$238 26.25" body	SHA2726PB	\$69
Bunton 30" FAIRWAY GANG MOWER - FRONT & BACK ROLLERS						
	3" grooved Urethane cast over heavy duty steel tubing	13 lb	B3629H3CG	\$324 29.45" body	SHA3629HB	\$69
	3" smooth Urethane cast over heavy duty steel tubing	15 lb	B3629H3C	\$281 29.45" body	SHA3629HB	\$69
	3" smooth Steel heavy duty tubing	15 lb	B3629H3S	\$238 29.25" body	SHA3629HB	\$69
	3.5" smooth Urethane cast over heavy duty steel tubing	18 lb	B3629H7C	\$368 29.25" body	SHA3629HB	\$69

for KESMAC

Kesmac GANG MOWER - ALL ROLLERS						
	3" grooved Urethane cast over heavy duty steel tubing	13 lb	K3227A3CG	\$428 27.45" body	SHA3227AK	\$69
	3" smooth Urethane cast over heavy duty steel tubing	15 lb	K3227A3C	\$309 27.45" body	SHA3227AK	\$69
	3" smooth Steel heavy duty tubing	15 lb	K3227A3S	\$262 27.25" body	SHA3227AK	\$69
	3.5" smooth Urethane cast over heavy duty steel tubing	18 lb	K3227A7C	\$428 27.45" body	SHA3227AK	\$69
	4" smooth Urethane cast over heavy duty steel tubing	23 lb	K3227A4C	\$452 27.45" body	SHA3227AK	\$69

GOLFCO INTERNATIONAL COMPETITION ROLLERS™ 2021

Competition Roller™ Upgrade Options

	<u>Retail</u>	<u>Part #</u>	
Upgrade to Stainless Steel Bearings on Competition Rollers™	\$23	BU-COMPSS	
Upgrade to Double Row Bearings as our Competition2 Rollers™	\$66		
-upgrade select Competition Rollers™ to double row bearings with black oxide finish (5203 style)		(designate by adding "2" to front of roller part number)	
-available for most rollers > 2" diameter (requires specially machined inner steel tube bearing housings)			
Add Grease Fittings (set of 2 special flush mount grease fittings)			
-grease fittings (set of two) for new Competition Rollers™ or new overhaul kits	\$20	GFFD316SET	
-special yellow end seal (set of two) to accommodate grease fitting without new bearing kits	\$24	2SEAL16CUGF SET	
Bearing Installation Tool Set	\$63	2TOOLSET	
-set of 2 tools - aids in installing bearings into roller housing and onto shaft			
Super Duty solid one piece Polyurethane Soft Blow Mallet	\$58	#MALLET1	
-unique utility to add to your tool box			

Competition Roller™ Overhaul Kits - *ORIGINAL STYLE*



Standard overhaul kit for all single body rollers (except "H" style 2" grooved)	\$59	OHCOMP
(with 2 alloy steel bearings, 6 seals, 2 stainless washers & 4 retainers)		
Stainless steel bearing overhaul kit for all single body rollers (except "H" style 2" grooved)	\$81	OHCOMPSS
(with 2 stainless bearings, 6 seals, 2 stainless washers & 4 retainers)		
Overhaul kit for new "H" style 2" dia. grooved rollers shipped after 9/26/19	\$59	OHCOMPH
(with 4 stainless bearings, 6 seals, 2 stainless washers & 4 retainers)		
Overhaul kit for twin body roller assemblies (one kit per body - call to confirm)	\$66	OHCOMPNT
Overhaul kit for 3 & 4 body roller assemblies (one kit per body - call to confirm)	\$61	OHCOMPN4

Competition2 Roller™ Overhaul Kits *SERIES 2* with Double-Row Bearings

Double-Row Bearings with corrosion resistant black oxide finish (5203-40mm OD)	\$100	OHCOMP2BO
(with 2 bearings, 6 seals, 2 stainless washers & 4 retainers)		

{ Only GolfcO bearings are filled to over 90% with a special high performance extreme pressure rated grease that has been time tested to maximize the life of the bearing for commercial mower applications.

Competition Roller™ Shafts

ALL SHAFTS OFFERED AS ASSEMBLIES WITH OVERHAUL KITS

REGULAR SHAFT ASSEMBLY WITH OHCOMP OVERHAUL KIT	\$120	(see roller price list pages above for shaft part numbers)
REGULAR SHAFT ASSEMBLY WITH OHCOMPSS OVERHAUL KIT	\$143	(see roller price list pages above for shaft part numbers)
REGULAR SHAFT ASSEMBLY WITH OHCOMP2BO OVERHAUL KIT	\$163	(see roller price list pages above for shaft part numbers)
SHAFT ASSEMBLY FOR MULTIPLE BODY ROLLERS - CALL FOR SPECIFICS		(see roller price list pages above for shaft part numbers)
SELECT SPECIAL SHAFT ASSEMBLIES - CALL FOR SPECIFICS		(call to confirm)
(The shaft part number is derived from the first 6 digits of the roller part number as follows: Roller T2522S2CGH has shaft part SHA2522ST)		
For assemblies with STAINLESS STEEL bearings add "SS" to the end of overhaul kit part #.	add \$23	

Pro Roller™ Bearings (Water Pump Style)

Replaces Toro #21-8430	\$21	BWP3
Water pump bearing-sealed (shaft is 1.8")		
Replaces Toro #52-3180 & 52-3210	\$21	BWP4
Water pump bearing-sealed (shaft is 1.8" with 3/8-24 tap)		
Replaces Jacobsen #101482	\$21	BWP5
Water pump bearing-sealed (shaft is 1.0" with 7/16-20 tap)		
Replaces Toro #75-1290, Jacobsen #101481 & John Deere #35741	\$21	BWP7
Water pump bearing-sealed (shaft is 1.5")		

