


2021 Retail Price List

Specialty Rollers For Discerning Professionals

GOLFCO[®]
INTERNATIONAL



COMPETITION[™]
ROLLERS

**Offering Superior & Unique Rollers to Upgrade Golf & Turf
Reel Mowers, Rotary Deck Mowers & Greens Rolling Machines**

*** Roller Complete Assemblies & Component Parts ***
*** Roller Rebuild Instructions ***



GOLFCO INTERNATIONAL

Martin Doyle, President
martin@golfcointl.com
425-213-3721 cell

EST. '93

Manufactured In Redmond, WA

**GOLFCO INTERNATIONAL
COMPETITION ROLLERS™ 2021**

Table of Contents

| | |
|---|------------|
| Photos: Yellow Polyurethane cast over Heavy Duty Steel Competition Rollers™ | page 3 |
| Photos: Heavy Duty Steel Competition Rollers™ | page 4 |
| Reel Overlap Shadowing Solution | page 5 |
| Summary of Roller Lines and Options | page 6 |
| Summary of Special Features | page 7 |
| Competition Roller™ Prices for: | |
| Jacobsen | |
| * Greens Mowers | page 8 |
| * Light Fairway and Surrounds Mowers | page 9 |
| * Rotary Deck Mowers | page 9 |
| John Deere | |
| * Greens Mowers | page 10 |
| * Fairway and Surrounds Mowers | page 10-11 |
| * Rotary Deck Mowers | page 11 |
| Toro | |
| * Greens Mowers | page 12-13 |
| * Light Fairway and Surrounds Mowers | page 13-14 |
| * Rotary Deck and Fairway Mowers | page 14 |
| Ransomes | |
| * Greens, Surrounds, Fairway & Rough Mowers | page 15 |
| Tru-Turf * SISIS * Dennis * Shibaura * Hustler * Baroness | page 16 |
| Ventrac * National * Bunton * Kesmac | page 17 |
| Upgrade Options, Overhaul Kits, Shafts, Water Pump Bearings | page 18 |
| Rebuild Instructions | page 19 |

GOLFCO INTERNATIONAL COMPETITION ROLLERS™ 2021


Yellow Polyurethane cast over Heavy Duty Steel Rollers



2" dia. Grooved polyurethane & steel (.67" centers) Part # ends in 2CGH US Patent #5394681



2.5" dia. Grooved polyurethane & steel (1" centers) Part # ends in 25CG US Patent #5394681



2.5" dia. 4 section Grooved polyurethane & steel (1" centers) Part # ends in 25CG4 US Patent #5394681



3" dia. Grooved polyurethane & steel (1" centers) Part # ends in 3CG US Patent #5394681



2" dia. Smooth polyurethane & steel Part # ends in 2C



2" dia. 4 section Smooth polyurethane & steel Part # ends in 2C4



2.5" dia. 4 section Smooth polyurethane & steel Part # ends in 25C4



3" dia. Smooth polyurethane & steel Part # ends in 3C



3.5" dia. Smooth polyurethane & steel Part # ends in 7C



4" dia. Smooth polyurethane & steel Part # ends in 4C




3" dia. Smooth polyurethane & steel with 2 bodies Part # ends in 3Ct



5" dia. Smooth polyurethane & steel with 2 bodies Part # ends in 5Ct



5" dia. Smooth & Grooved polyurethane & steel Smooth Part # ends in 5C; Grooved Part # ends in 5CG



3" dia. Competition Roller™ Smooth polyurethane & steel with cut-away body section. Part #Z0604A3Cc

GOLFCO INTERNATIONAL COMPETITION ROLLERS™ 2021

Heavy Duty Steel Rollers



2" dia. Competition Roller™ Grooved Steel radius crest machined 1/2" wall tubing



2 3/16" dia. STANDARD Roller™ Grooved aluminum machined 1/2" wall tubing



2 3/16" dia. STANDARD Roller™ Grooved steel machined 1/2" wall tubing



2" dia. Smooth steel heavy duty 1/4" wall tubing. Part # ends in 2S



2" dia. 4 section Smooth steel heavy duty 1/4" wall tubing. Part # ends in 2S4



2" dia. Smooth steel light tubing with full shaft. Part # ends in 2L



2.5" dia. Smooth steel heavy duty tubing. Part # ends in 25S



3" dia. Smooth steel heavy duty tubing. Part # ends in 3S



4" dia. Smooth steel heavy duty tubing. Part # ends in 4S



2" & 3" dia. Competition Roller™ Cutaway body section

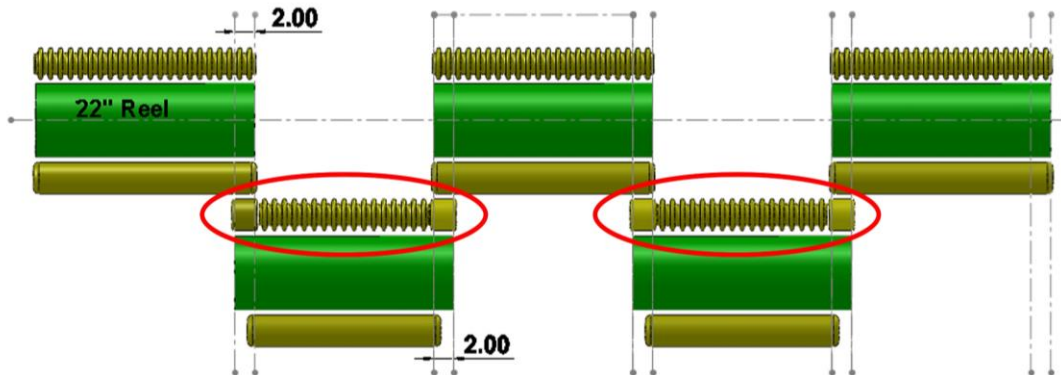


Competition Roller™ Overhaul Kit (with optional grease fittings in yellow seals)

GOLFCO INTERNATIONAL COMPETITION ROLLERS™ 2021

PROBLEM: REEL OVERLAP SHADOWING

SOLUTION: GOLFCO 3 SECTION MIXED SURFACE ROLLER



Multi-head mowers are designed with overlap positioning of the forward and rear reels causing double cutting of the turf that is typically visible as 2"-3" wide shadowing pathways or lines.

GolfcO has developed an effective solution to this "double cut" shadowing as follows:

- * We created a special front roller assembly for the rear mower heads. This roller assembly has three design sections on the body as follows: a grooved roller center section combined with short width smooth surface sections on each end. The smooth roller sections are aligned with the overlap of the forward and rear reels and function to lay down the grass just prior to the cut of the rear reel. This significantly minimizes the cut from the rear reel at the overlap end position, thereby eliminating or greatly reducing the shadowing lines inherent in the "double cut".

The multi-section roller aids in diminishing scuffing or sliding of the roller during turns. We have made this roller using our popular ultra tough polyurethane cast over a heavy duty steel roller base and our Competition Roller sealed bearing assembly for optimal life and utility.

We recommend use of our special multi-section front roller assembly in combination with our shortened rear roller. For optimal benefit, use our Competition polyurethane rollers on the forward mower heads. These roller assemblies are available to fit any fairway mower in complete sets or as individual rollers.

This product was initially tested at PGA National Golf Resort, Florida (home of the Honda Classic), in conjunction with the professional care of John Patterson using John Deere 8700D fairway mowers.

These special roller combinations are available for all brands and models of fairway rollers.



GOLFCO INTERNATIONAL COMPETITION ROLLERS™ 2021

ROLLER LINES and OPTIONS:

Golfco makes rollers as significant upgrades to golf course reel and rotary deck mowers as follows:

Toro, Jacobsen, John Deere, Shibaura, Hustler, Ventrac (as listed here)
Ransomes, National, Bunton, Kesmac, Progressive Turf, Steiner, Brouwer, Baroness & more (call for details)

Also offering smoothing rollers for True-Turf golf greens rollers - Amazing Pricing Available.

We can make almost any roller including rollers for aeration equipment. Many other diameters and models available

Competition Rollers™ (Full length shafts and sealed bearings)

***ORIGINAL* -Roller of choice for discerning professionals**

- ✱ Golfco has been making heavy duty, precision rollers exclusively for the golf & turf industry for 22 years. Our Competition Rollers™ were designed to accommodate almost any option of diameter, length and body style for any reel type and rotary deck mower used by golf courses and other discerning turf care professionals.
- ✱ All of our Competition Rollers™ are made of heavy duty, precision steel tubing. We also produce polyurethane rollers. Polyurethane cast and bonded to steel provides exceptional high performance benefits unmatched by other materials. Polyurethane is a highly engineered elastomer similar to rubber but with far superior physical characteristics. Our cast polyurethane Competition Rollers™ provide exceptional wearability with abrasion resistance, toughness and shock absorbancy unmatched by other material choices. Your mowers will also benefit from the cushioning effect of polyurethane in rough, abusive environments.
- ✱ Polyurethane is exceptional at resisting debris buildup. It has no surface micro-pores (unlike metals). It resists absorption and adsorption of liquids and solids. Further, by resisting adherence of contaminants, our polyurethane rollers reduce the likelihood of contributing to transportation or transmigration of harmful microorganisms and diseases.
- ✱ Polyurethane is resistant to extremes in temperature. It will not get hot to the touch in sunny applications like metal and therefore will not sear or stress your turf. Also, it reflects cold and is resistant to frost.
- ✱ Competition Rollers™ incorporate a unique bearing, seal and shaft design that can be used in any application. All Competition Rollers™ utilize full length shafts and a bearing retainer system that is precise and reliable.
- ✱ No regreasing required - the sealed single row ball bearings allow for ease of maintenance. The bearings are filled with a superior quality "EP" (extreme pressure) grease. We have added proprietary, unique additional seals for enhanced protection against the elements and for retaining grease within the housing to prevent leakage. A sealed bearing configuration that actually holds up to the toughest applications.
- ✱ Each roller is rebuildable quickly and affordably - the proven success of Golfco's sealed bearing design is taken to the next level.
- ✱ Stainless steel bearings are available as an upgrade upon request.
- ✱ An optional flush-mount grease fitting can be added that is fully protected against breakage within our proprietary exterior seal. This unique option allows for regreasing of the bearings at discretionary, customized intervals. Since the bearings remain sealed, you can regrease as often or little as you desire.
- ✱ Our patented grooved rollers have soft large radius corners to protect the turf and provide steerability. No solid debris will ever lodge between the grooves of our polyurethane rollers. (US Patent 5394681)

***** New sectional rollers with multiple independent roller bodies on a single shaft now available.**
An advantage for tight turn conditions or to avoid skid marks on cleanup pass with greens mowers.

Competition2 Rollers™ (with full length shafts and larger double row bearings)

***NEW OPTION* -If you have the toughest application on the planet**

Golfco offers a significant enhancement to our proven line of Competition Rollers™.

Competition2 Rollers™ are upgraded to stainless steel double row sealed ball bearings.

- these heavy duty bearings have significantly higher load bearing capacity
- double row bearing sets have more than twice the lateral thrust capacity of tapered roller bearings
- these bearings have up to 2X the mass of the ones that we used successfully for over 20 years
- double row ball bearings require no adjustments or preloading - no nuts or threaded shafts

(Please call to inquire about these Competition2 Rollers™ available for many applications)

(Competition2 Rollers™ have a "2" in front of the part #)

Pro Roller™ line (Enhanced Golfco designs with water pump style bearings)

Precision machined rollers with simple replaceable water pump style bearings (with integral shafts). Most Pro rollers are machined grooved or smooth from one piece solid steel or aluminum bar. All light steel tubing roller bodies and bearing hubs are TIG welded full circumference to last longer.

Standard Roller™ line (Comparable to OEM style)

Golfco offers certain roller options that are visually similar to OEM style rollers. These rollers are produced and assembled to high precision standards. They are priced at or below any other manufacturers' comparable roller part.

ALL GOLFCO ROLLERS ARE MADE IN THE USA BY OUR OWN SKILLED MACHINISTS & TECHNICIANS

GOLFCO INTERNATIONAL COMPETITION ROLLERS™ 2021

SUMMARY OF SPECIAL FEATURES

Advanced design for bearings, seals and retainers:

Customized sealed ball bearings.
Bearings are completely filled with highest quality extreme pressure (EP rated) grease.
Paired with special external seals for maximum life.
Stainless bearings available for extreme environmental conditions.
Special flush mount grease fittings are available (if you prefer to re-grease the bearings).
Adding grease fitting does not require frequent regreasing. Once or twice a year is typical.

Competition Rollers are heavy-duty, thick wall precision steel rollers:

All polyurethane covered rollers are made with 1.75" OD, thick wall, precision DOM steel tubing.
Machining tolerances are within .0002" for all bearing surfaces and features.
All production processes are supervised by skilled managers with over 60 years of experience.
Inspection of all components occurs four times prior to shipping.
High precision ensures lasting quality of all components and ease of rebuilding.
Full length shafts (increases integrity of the roller with less stress on body and bearings).

Polyurethane body material with features as follows:

Extreme performance elastomer that continues to cure and increase physical properties for years.
Precision cast (not a thin spray-on coating) over a heavy duty steel roller body.
Extremely wear and abrasion resistant (very tough).
Will far outlast any metallic material in abrasive conditions.
Completely impact resistant and dent proof.
100% memory rebound and returns to its original shape.
Highly shock absorbing thereby diminishing damage to mower from rough terrain.
Minimizes shake and shudder from the motor...reducing wear on joints and components.
Reduces fatigue and physical wear on mower operators.
Will not shred or fray like plastic materials.
Will not absorb liquids, swell, expand or shrink.
Will not damage concrete or asphalt paths or curbs from contact.
Silent running on all surfaces.

Polyurethane minimizes debris collection and buildup:

Is a "live" material that limits debris from clinging to the surface in dynamic rolling.
No micro-pore surface structure for adsorption of liquids.
Diminishes transmigration of harmful elements such as disease or fungus.

Polyurethane minimizes turf stress form thermal transfer:

Absorption of heat or cold in roller is minimal.
No turf stress from heat or cold transmission by roller contact.
Minimizes potential for frost buildup.

Grooved design features no parallel sides within the groove channels:

Eliminates hard debris from lodging in the grooves.
Provides more consistent, finer after-cut appearance.

Grooved design has large soft radius groove crests and no corners for gentle turf contact:

Minimizes surface area contact and ensures less compaction of the turf.
Rollers ride closer to the soil and prevent floating of mower head.
Ensures more consistent after-cut appearance.
Provides easier steering and turning of the mower.
Non-aggressive and less stressful on turf.
Allows for more grass to be cut on initial pass - saving time.

| for Jacobsen mowers | | Roller Assemblies | roller retail | replacement shaft | shaft retail | US PATENT #5394681 |
|---|---|----------------------|------------------|---|-----------------|-----------------------------------|
| Jacobsen ALL 22" GREENSKING, GM, E-Plex, G-Plex, GP400 & ECLIPSE 122 & 322 MOWERS - FRONT ROLLER | | | | | | |
| 4 bodies | 2" smooth Urethane over steel tubing (4 x 5.55" wide bodies) | 8.5 lb J2522A2C4 | \$467 | 4 independent roller bodies @22.3" oal on a shaft | SHA2522AJN4 | \$72 |
| 4 bodies | 2" smooth steel extra duty tubing (4 x 5.55" wide bodies) | 12 lb J2522A2S4 | \$444 | 4 independent roller bodies @22.3" oal on a shaft | SHA2522AJN4 | \$72 |
| 4 bodies | 2" smooth steel light tubing (4 x 5.55" wide bodies) | 7 lb J2522A2L4 | \$467 | 4 independent roller bodies @22.3" oal on a shaft | SHA2522AJN4 | \$72 |
| 4 bodies | 2.5" grooved Urethane over steel tubing (4 x 5.55" wide bodies) | 10.5 lb J2522A25CG4 | \$500 | 4 independent roller bodies @22.3" oal on a shaft | SHA2522AJN4 | \$72 68673 (2.25" dia) |
| 4 bodies | 2.5" smooth Urethane over steel tubing (4 x 5.55" wide bodies) | 9 lb J2522A25C4 | \$489 | 4 independent roller bodies @22.3" oal on a shaft | SHA2522AJN4 | \$72 |
| 4 bodies | 2.5" smooth steel extra duty tubing (4 x 5.55" wide bodies) | 12 lb J2522A25S4 | \$489 | 4 independent roller bodies @22.3" oal on a shaft | SHA2522AJN4 | \$72 |
| | 2" grooved Urethane cast over heavy duty steel tubing | 7.5 lb J2522A2CGH | \$280 | 22.45" body, 25.87" shaft | SHA2522AJ | \$59 68527 |
| | 2" smooth Urethane cast over heavy duty steel tubing | 8 lb J2522A2C | \$262 | 22.45" body, 25.87" shaft | SHA2522AJ | \$59 68641 |
| | 2" smooth Steel extra heavy duty tubing (1/4" wall) | 11.5 lb J2522A2S | \$223 | 22.25" body, 25.87" shaft | SHA2522AJ | \$59 68641 |
| | 2" smooth Steel light tubing (full shaft) | 5.5 lb J2522A2L | \$223 | 22.25" body, 25.87" shaft | SHA2522AJ | \$59 1004991, 68530 |
| | 2.18" grooved (narrow 3/8" centers) machined Steel tubing | 14 lb J2522A21SG38 | \$315 | 22.87" body width, 25.87" shaft | SHA2522AJ | \$59 |
| | 2.18" grooved (narrow 3/8" centers) machined Aluminum tubing | 12 lb J2522A21AG38 | \$315 | 22.87" body width, 25.87" shaft | SHA2522AJ | \$59 |
| | 2.5" grooved Urethane cast over heavy duty steel tubing | 9 lb J2522A25CG | \$325 | 22.45" body, 25.87" shaft | SHA2522AJ | \$59 |
| | 2.5" smooth Urethane cast over heavy duty steel tubing | 9.5 lb J2522A25C | \$288 | 22.45" body, 25.87" shaft | SHA2522AJ | \$59 |
| | 2.5" smooth Steel heavy duty tubing (1/8" wall) | 10 lb J2522A25S | \$250 | 22.25" body, 25.87" shaft | SHA2522AJ | \$59 |
| Jacobsen ALL 22" GREENSKING, GM, E-Plex, G-Plex, GP400 & ECLIPSE 122 & 322 MOWERS - BACK ROLLER | | | | | | |
| 4 bodies | 2" smooth Urethane over steel tubing (4 x 5.55" wide bodies) | 8.5 lb J2422S2C4 | \$467 | 3/8"-24 taps in shaft ends | SHA2422SJN4 | \$72 |
| 4 bodies | 2" smooth steel extra duty tubing (4 x 5.55" wide bodies) | 12 lb J2422S2S4 | \$444 | 3/8"-24 taps in shaft ends | SHA2422SJN4 | \$72 |
| 4 bodies | 2" smooth steel light tubing (4 x 5.55" wide bodies) | 7 lb J2422S2L4 | \$467 | 3/8"-24 taps in shaft ends | SHA2422SJN4 | \$72 |
| 4 bodies | 2" grooved Urethane over steel tubing (4 x 5.55" wide bodies) | 8.5 lb J2422G2CGH4 | \$489 | 7/16"-20 taps in shaft ends | SHA2422GJN4 | \$72 |
| 4 bodies | 2" smooth Urethane over steel tubing (4 x 5.55" wide bodies) | 8.5 lb J2422G2C4 | \$467 | 7/16"-20 taps in shaft ends | SHA2422GJN4 | \$72 |
| 4 bodies | 2" smooth steel extra duty tubing (4 x 5.55" wide bodies) | 12 lb J2422G2S4 | \$444 | 7/16"-20 taps in shaft ends | SHA2422GJN4 | \$72 |
| 4 bodies | 2" smooth steel light tubing (4 x 5.55" wide bodies) | 7 lb J2422G2L4 | \$467 | 7/16"-20 taps in shaft ends | SHA2422GJN4 | \$72 |
| | 2" grooved Urethane cast over heavy duty steel tubing | 7.5 lb J2422S2CGH | \$280 | 3/8"-24 taps in shaft ends | SHA2422SJ | \$59 |
| | 2" smooth Urethane cast over heavy duty steel tubing | 8 lb J2422S2C | \$262 | 3/8"-24 taps in shaft ends | SHA2422SJ | \$59 |
| | 2" smooth Steel extra heavy duty tubing (1/4" wall) | 11.5 lb J2422S2S | \$223 | 3/8"-24 taps in shaft ends | SHA2422SJ | \$59 1000770 |
| | 2" smooth Steel light tubing (full shaft) | 5.5 lb J2422S2L | \$223 | 3/8"-24 taps in shaft ends | SHA2422SJ | \$59 1004990 |
| | 2" grooved Urethane cast over heavy duty steel tubing | 7.5 lb J2422G2CGH | \$280 | 7/16"-20 taps in shaft ends | SHA2422GJ | \$59 |
| | 2" smooth Urethane cast over heavy duty steel tubing | 8 lb J2422G2C | \$262 | 7/16"-20 taps in shaft ends | SHA2422GJ | \$59 |
| | 2" smooth Steel extra heavy duty tubing (1/4" wall) | 11.5 lb J2422G2S | \$223 | 7/16"-20 taps in shaft ends | SHA2422GJ | \$59 |
| | 2" smooth Steel light tubing (full shaft) | 5.5 lb J2422G2L | \$223 | 7/16"-20 taps in shaft ends | SHA2422GJ | \$59 |
| Jacobsen TC-22 GREENSMOWERS - FRONT ROLLER | | | | | | |
| 4 bodies | 2" smooth Urethane over steel tubing (4 x 5.55" wide bodies) | 8.5 lb J2522J2C4 | \$511 | 4 independent roller bodies @22.3" oal on a shaft | SHA2422JJN4 | \$72 |
| 4 bodies | 2" smooth steel extra duty tubing (4 x 5.55" wide bodies) | 12 lb J2522J2S4 | \$489 | 4 independent roller bodies @22.3" oal on a shaft | SHA2422JJN4 | \$72 |
| 4 bodies | 2" smooth steel light tubing (4 x 5.55" wide bodies) | 7 lb J2522J2L4 | \$489 | 4 independent roller bodies @22.3" oal on a shaft | SHA2422JJN4 | \$72 |
| | 2" grooved Urethane cast over heavy duty steel tubing | 7.5 lb J2522J2CGH | \$312 | 22.45" body, 25.87" shaft | SHA2422JJ | \$59 |
| | 2" smooth Urethane cast over heavy duty steel tubing | 8 lb J2522J2C | \$288 | 22.45" body, 25.87" shaft | SHA2422JJ | \$59 |
| | 2" smooth Steel extra heavy duty tubing (1/4" wall) | 11.5 lb J2522J2S | \$262 | 22.25" body, 25.87" shaft | SHA2422JJ | \$59 |
| | 2" smooth Steel light tubing (full shaft) | 5.5 lb J2522J2L | \$262 | 22.25" body, 25.87" shaft | SHA2422JJ | \$59 |
| Jacobsen TC-22 GREENSMOWERS - BACK ROLLER | | | | | | |
| | 2" smooth Urethane cast over heavy duty steel tubing | 8 lb J2522V2C | \$288 | 22.45" body, 25.87" shaft | SHA2522VJ | \$72 |
| | 2" smooth Steel extra heavy duty tubing (1/4" wall) | 11.5 lb J2522V2S | \$262 | 22.25" body, 25.87" shaft | SHA2522VJ | \$72 |
| | 2" smooth Steel light tubing (full shaft) | 5.5 lb J2522V2L | \$262 | 22.25" body, 25.87" shaft | SHA2522VJ | \$72 |
| Jacobsen ALL 18" GREENSMOWERS (Eclipse 118, GK 418 & GK 518) - FRONT & BACK ROLLERS without taps in shaft ends | | | | | | |
| 4 bodies | 2" smooth Urethane over steel tubing (4 x 4.75" wide bodies) | 8.5 lb J2119A2C4 | \$467 | 4 independent roller bodies on a shaft | SHA2119AJN4 | \$72 |
| 4 bodies | 2" smooth steel extra duty tubing (4 x 4.75" wide bodies) | 12 lb J2119A2S4 | \$444 | 4 independent roller bodies on a shaft | SHA2119AJN4 | \$72 |
| 4 bodies | 2" smooth steel light tubing (4 x 4.75" wide bodies) | 7 lb J2119A2L4 | \$467 | 4 independent roller bodies on a shaft | SHA2119AJN4 | \$72 |
| | 2" grooved Urethane cast over heavy duty steel tubing | 6.5 lb J2119A2CGH | \$280 | 19.45" body & no tap in shaft ends | SHA2119AJ | \$59 68616, 63318 |
| | 2" smooth Urethane cast over heavy duty steel tubing | 7.5 lb J2119A2C | \$262 | 19.45" body & no tap in shaft ends | SHA2119AJ | \$59 68626, 4108920, 4175221 |
| | 2" smooth Steel extra heavy duty tubing (1/4" wall) | 10.5 lb J2119A2S | \$223 | 19.25" body & no tap in shaft ends | SHA2119AJ | \$59 68626, 4108920, 4175221 |
| | 2" smooth Steel light tubing (full shaft) | 4.5 lb J2119A2L | \$223 | 19.25" body & no tap in shaft ends | SHA2119AJ | \$59 4108920, 4175221 |
| Jacobsen 18" Eclipse2 118F GREENSMOWERS - FRONT & BACK ROLLERS with taps in shaft ends | | | | | | |
| | 2" grooved Urethane cast over heavy duty steel tubing | 6.5 lb J2119S2CGH | \$280 | 19.45" body & 3/8"-24 taps in shaft ends | SHA2119SJ | \$59 |
| | 2" smooth Urethane cast over heavy duty steel tubing | 7.5 lb J2119S2C | \$262 | 19.45" body & 3/8"-24 taps in shaft ends | SHA2119SJ | \$59 4175221 body + 4175220 shaft |
| | 2" smooth Steel extra heavy duty tubing (1/4" wall) | 10.5 lb J2119S2S | \$235 | 19.25" body & 3/8"-24 taps in shaft ends | SHA2119SJ | \$59 4175221 body + 4175220 shaft |
| | 2" smooth Steel light tubing (full shaft) | 4.5 lb J2119S2L | \$235 | 19.25" body & 3/8"-24 taps in shaft ends | SHA2119SJ | \$59 4175221 body + 4175220 shaft |
| Jacobsen ALL 26" GREENSMOWERS (Eclipse 126, GK 426 & GK 526) - FRONT & BACK ROLLERS | | | | | | |
| 4 bodies | 2.5" grooved Urethane over steel tubing (4 x 6.5" wide bodies) | 10 lb J2926A25CG4 | \$511 | 4 independent roller bodies on a shaft | SHA2926AJN4 | \$72 |
| 4 bodies | 2.5" smooth Urethane over steel tubing (4 x 6.5" wide bodies) | 13 lb J2926A25C4 | \$500 | 4 independent roller bodies on a shaft | SHA2926AJN4 | \$72 |
| 4 bodies | 2.5" smooth steel extra duty tubing (4 x 6.5" wide bodies) | 13 lb J2926A25S4 | \$500 | 4 independent roller bodies on a shaft | SHA2926AJN4 | \$72 |
| | 2" smooth Urethane cast over heavy duty steel tubing | 9 lb J2926A2C | \$300 | 26.45" body | SHA2926AJ | \$59 |
| | 2" smooth Steel extra heavy duty tubing (1/4" wall) | 12.5 lb J2926A2S | \$262 | 26.25" body | SHA2926AJ | \$59 68627 |
| | 2" smooth Steel light tubing (full shaft) | 7 lb J2926A2L | \$262 | 26.25" body | SHA2926AJ | \$59 68627 |
| | 2.5" grooved Urethane cast over heavy duty steel tubing | 9 lb J2926A25CG | \$325 | 26.45" body | SHA2926AJ | \$59 68617, 68628 |
| | 2.5" smooth Urethane cast over heavy duty steel tubing | 11 lb J2926A25C | \$300 | 26.45" body | SHA2926AJ | \$59 |
| | 2.5" smooth Steel heavy duty tubing (1/8" wall) | 11 lb J2926A25S | \$250 | 26.25" body | SHA2926AJ | \$59 68627 |
| Jacobsen 26" LF3810 & TRIKING 1471 & 1671 - FRONT & BACK ROLLERS | | | | | | |
| | 2.5" grooved Urethane cast over heavy duty steel tubing | 9.5 lb J2826A25CG | \$325 | 26.45" body | SHA2826AJ | \$59 |
| | 2.5" smooth Urethane cast over heavy duty steel tubing | 11 lb J2826A25C | \$288 | 26.45" body | SHA2826AJ | \$59 132639 |
| | 2.5" smooth Steel heavy duty tubing (1/8" wall) | 11 lb J2826A25S | \$250 | 26.25" body | SHA2826AJ | \$59 132639 |
| | 3" grooved Urethane cast over heavy duty steel tubing | 13 lb J2826A3CG | \$375 | 26.45" body | SHA2826AJ | \$59 68617/28, 123266, JMA8422 |
| | 3" smooth Urethane cast over heavy duty steel tubing | 13.5 lb J2826A3C | \$350 | 26.45" body | SHA2826AJ | \$59 68627 |
| | 3" smooth Steel heavy duty tubing (1/8" wall) | 13.5 lb J2826A3S | \$276 | 26.25" body | SHA2826AJ | \$59 68627 |
| Jacobsen 26" TR-3 - FRONT & BACK ROLLERS | | | | | | |
| | 2.5" grooved Urethane cast over heavy duty steel tubing | 9.5 lb J3126X25CG | \$363 | 26.45" body | SHA3126XJ | \$59 LMAC078 |
| | 2.5" smooth Urethane cast over heavy duty steel tubing | 11 lb J3126X25C | \$325 | 26.45" body | SHA3126XJ | \$59 LMAC075 |
| | 2.5" smooth Steel heavy duty tubing (1/8" wall) | 11 lb J3126X25S | \$276 | 26.25" body | SHA3126XJ | \$59 LMAC075 |
| | 3" grooved Urethane cast over heavy duty steel tubing | 13 lb J3126X3CG | \$413 | 26.45" body | SHA3126XJ | \$59 LMAC078 |
| | 3" smooth Urethane cast over heavy duty steel tubing | 13.5 lb J3126X3C | \$363 | 26.45" body | SHA3126XJ | \$59 LMAC075 |
| | 3" smooth Steel heavy duty tubing (1/8" wall) | 13.5 lb J3126X3S | \$300 | 26.25" body | SHA3126XJ | \$59 LMAC075 |
| Jacobsen 30" TRIKING 1684D & 1900D- FRONT & BACK ROLLERS | | | | | | |
| | 2.5" grooved Urethane cast over heavy duty steel tubing | 9 lb J3229A25CG | \$325 | 29.45" body | SHA3229AJ | \$59 |
| | 2.5" smooth Urethane cast over heavy duty steel tubing | 12 lb J3229A25C | \$288 | 29.45" body | SHA3229AJ | \$59 132640 |
| | 2.5" smooth Steel heavy duty tubing (1/8" wall) | 12 lb J3229A25S | \$250 | 29.25" body | SHA3229AJ | \$59 132640 |
| | 3" grooved Urethane cast over heavy duty steel tubing | 12.4 lb J3229A3CG | \$375 | 29.45" body | SHA3229AJ | \$59 67729 (set of 3) |
| | 3" smooth Urethane cast over heavy duty steel tubing | 15 lb J3229A3C | \$350 | 29.45" body | SHA3229AJ | \$59 |
| | 3" smooth Steel heavy duty tubing (1/8" wall) | 15 lb J3229A3S | \$276 | 29.25" body | SHA3229AJ | \$59 |
| Jacobsen 18" LIGHT FAIRWAY SLF1880 - FRONT ROLLER | | | | | | |
| | 3" grooved Urethane cast over heavy duty steel tubing | 9 lb J2119A3CG | \$375 | 19.45" body | SHA2119AJ | \$59 67925 |
| | 3" smooth Urethane cast over heavy duty steel tubing | 10.5 lb J2119A3C | \$350 | 19.45" body | SHA2119AJ | \$59 |
| | 3" smooth Steel heavy duty tubing (1/8" wall) | 11 lb J2119A3S | \$276 | 19.25" body | SHA2119AJ | \$59 |
| To diminish instances of shadowing lines due to overlap of reels | | | | | | |
| | 3 section 3" grooved Urethane with 2" wide smooth ends | 8.5 lb J2119A3CG-22C | \$567 | front roller for rear mower heads-use with J2016G2C | SHA2119AJ | \$59 |
| | 2" smooth Urethane cast over heavy duty steel tubing | 6.5 lb J2016G2C | \$312 | back roller for rear mower heads-use with J2119A3CG-22C | SHA2016GJ | \$59 |

| | | | | | | | |
|---|---------|---------------|-------|---|-------------|------|-----------------------------------|
| Jacobsen 18" LIGHT FAIRWAY SLF1880 - BACK ROLLER (with 7/16-20 tap) | | | | | | | |
| 2" smooth Urethane cast over heavy duty steel tubing | 6.5 lb | J2016G2C | \$312 | 16.45" body & 7/16"-20 taps in shaft ends | SHA2016GJ | \$59 | 68674, 4115860 (2.375"x15.5") |
| 2" smooth Steel extra heavy duty tubing (1/4" wall) | 8.5 lb | J2016G2S | \$238 | 16.25" body & 7/16"-20 taps in shaft ends | SHA2016GJ | \$59 | 68674, 4115860 (2.375"x15.5") |
| 2" smooth Steel light tubing (full shaft) | 4.5 lb | J2016G2L | \$238 | 16.25" body & 7/16"-20 taps in shaft ends | SHA2016GJ | \$59 | 68674, 4115860 (2.375"x15.5") |
| 2" smooth Urethane cast over heavy duty steel tubing | 11 lb | J2019S2C | \$288 | 19.45" body & 3/8"-24 taps in shaft ends | SHA2019SJ | \$59 | 4135083 |
| 2" smooth Steel heavy duty tubing (1/8" wall) | 11 lb | J2019S2S | \$250 | 19.25" body & 3/8"-24 taps in shaft ends | SHA2019SJ | \$59 | 4135083 |
| 2.5" smooth Urethane cast over heavy duty steel tubing | 11 lb | J2019S25C | \$312 | 19.45" body & 3/8"-24 taps in shaft ends | SHA2019SJ | \$59 | 4135083 |
| 2.5" smooth Steel heavy duty tubing (1/8" wall) | 11 lb | J2019S25S | \$288 | 19.25" body & 3/8"-24 taps in shaft ends | SHA2019SJ | \$59 | 4135083 |
| Jacobsen LF2500 & 3050 26" LIGHT FAIRWAY - FRONT & BACK ROLLERS (Sectional rollers with 4 bodies also available) | | | | | | | |
| 3" grooved Urethane cast over heavy duty steel tubing | 13 lb | J3026X3CG | \$375 | 26.45" body & 1/2" dia. shaft ends | SHA3026XJ | \$59 | |
| 3" smooth Urethane cast over heavy duty steel tubing | 13.5 lb | J3026X3C | \$350 | 26.45" body & 1/2" dia. shaft ends | SHA3026XJ | \$59 | |
| 3" smooth Steel heavy duty tubing (1/8" wall) | 13.5 lb | J3026X3S | \$276 | 26.25" body & 1/2" dia. shaft ends | SHA3026XJ | \$59 | |
| Jacobsen 22" LIGHT FAIRWAY- FRONT ROLLER (ALL LF models except 26" 2500, 3050 & 3810) (Sectional rollers with 4 bodies also available) | | | | | | | |
| 3" grooved Urethane cast over heavy duty steel tubing | 9.4 lb | J2522A3CG | \$375 | 22.45" body, 25.87" shaft | SHA2522AJ | \$59 | 123268 |
| 3" smooth Urethane cast over heavy duty steel tubing | 12 lb | J2522A3C | \$350 | 22.45" body, 25.87" shaft | SHA2522AJ | \$59 | |
| 3" smooth Steel heavy duty tubing (1/8" wall) | 11.5 lb | J2522A3S | \$276 | 22.25" body, 25.87" shaft | SHA2522AJ | \$59 | |
| To diminish instances of shadowing lines due to overlap of reels | | | | call for proper application specifics | | | |
| 3" section 3" grooved Urethane with 2" wide smooth ends | 9.5 lb | J2522A3CG 22C | \$567 | front roller for rear mower heads-use with J2419S2C | SHA2522AJ | \$59 | |
| 2" smooth Urethane cast over heavy duty steel tubing | 7 lb | J2419S2C | \$282 | back roller for rear mower heads-use with J2522A3CG 22C | SHA2419SJ | \$59 | |
| Jacobsen 22" LIGHT FAIRWAY- BACK ROLLER (All LF models except 26" 2500, 3050 & 3810) (Sectional rollers with 4 bodies also available) | | | | | | | |
| 4 bodies 2" smooth Urethane over steel tubing (4 x 5.55" wide bodies) | 8.5 lb | J2422S2C4 | \$467 | 22.3" body & 3/8"-24 taps in shaft ends | SHA2422SJN4 | \$72 | |
| 4 bodies 2" smooth steel extra duty tubing (4 x 5.55" wide bodies) | 12 lb | J2422S2S4 | \$444 | 22.3" body & 3/8"-24 taps in shaft ends | SHA2422SJN4 | \$72 | |
| 4 bodies 2" smooth steel light tubing (4 x 5.55" wide bodies) | 7 lb | J2422S2L4 | \$467 | 22.3" body & 3/8"-24 taps in shaft ends | SHA2422SJN4 | \$72 | |
| 4 bodies 2" smooth Urethane over steel tubing (4 x 5.55" wide bodies) | 8.5 lb | J2422G2C4 | \$467 | 22.3" body & 7/16"-20 taps in shaft ends | SHA2422GJN4 | \$72 | |
| 4 bodies 2" smooth steel extra duty tubing (4 x 5.55" wide bodies) | 12 lb | J2422G2S4 | \$444 | 22.3" body & 7/16"-20 taps in shaft ends | SHA2422GJN4 | \$72 | |
| 4 bodies 2" smooth steel light tubing (4 x 5.55" wide bodies) | 7 lb | J2422G2L4 | \$467 | 22.3" body & 7/16"-20 taps in shaft ends | SHA2422GJN4 | \$72 | |
| 2" grooved Urethane cast over heavy duty steel tubing | 7.5 lb | J2422S2CGH | \$280 | 22.45" body & 3/8"-24 taps in shaft ends | SHA2422SJ | \$59 | |
| 2" smooth Urethane cast over heavy duty steel tubing | 8 lb | J2422S2C | \$262 | 22.45" body & 3/8"-24 taps in shaft ends | SHA2422SJ | \$59 | |
| 2" smooth Steel extra heavy duty tubing (1/4" wall) | 11.5 lb | J2422S2S | \$223 | 22.25" body & 3/8"-24 taps in shaft ends | SHA2422SJ | \$59 | 1000770 |
| 2" smooth Steel light tubing (full shaft) | 5.5 lb | J2422S2L | \$223 | 22.25" body & 3/8"-24 taps in shaft ends | SHA2422SJ | \$59 | 1004990 |
| 2.5" grooved Urethane cast over heavy duty steel tubing | 8.5 lb | J2421S25CG | \$325 | 21.45" body & 3/8"-24 taps in shaft ends | SHA2421SJ | \$59 | |
| 2.5" smooth Urethane cast over heavy duty steel tubing | 8.8 lb | J2421S25C | \$288 | 21.45" body & 3/8"-24 taps in shaft ends | SHA2421SJ | \$59 | 5003687, 1003728, 1002446, 100105 |
| 2.5" smooth Steel extra heavy duty tubing (1/4" wall) | 9.5 lb | J2421S25S | \$250 | 21.25" body & 3/8"-24 taps in shaft ends | SHA2421SJ | \$59 | 5003687, 1003728, 1002446, 100105 |
| 2" grooved Urethane cast over heavy duty steel tubing | 7.5 lb | J2422G2CGH | \$280 | 22.45" body & 7/16"-20 taps in shaft ends | SHA2422GJ | \$59 | |
| 2" smooth Urethane cast over heavy duty steel tubing | 8 lb | J2422G2C | \$262 | 22.45" body & 7/16"-20 taps in shaft ends | SHA2422GJ | \$59 | |
| 2" smooth Steel extra heavy duty tubing (1/4" wall) | 11.5 lb | J2422G2S | \$223 | 22.25" body & 7/16"-20 taps in shaft ends | SHA2422GJ | \$59 | 1000770 |
| 2" smooth Steel light tubing (full shaft) | 5.5 lb | J2422G2L | \$223 | 22.25" body & 7/16"-20 taps in shaft ends | SHA2422GJ | \$59 | 1004990 |
| 2.5" grooved Urethane cast over heavy duty steel tubing | 8.5 lb | J2421G25CG | \$325 | 21.45" body & 7/16"-20 taps in shaft ends | SHA2421GJ | \$59 | |
| 2.5" smooth Urethane cast over heavy duty steel tubing | 8.8 lb | J2421G25C | \$288 | 21.45" body & 7/16"-20 taps in shaft ends | SHA2421GJ | \$59 | 5003687, 1003728, 1002446, 100105 |
| 2.5" smooth Steel extra heavy duty tubing (1/4" wall) | 9.5 lb | J2421G25S | \$250 | 21.25" body & 7/16"-20 taps in shaft ends | SHA2421GJ | \$59 | 5003687, 1003728, 1002446, 100105 |
| 2" grooved Urethane cast over heavy duty steel tubing | 6.5 lb | J2419S2CGH | \$280 | 19.45" body & 3/8"-24 taps in shaft ends | SHA2419SJ | \$59 | |
| 2" smooth Urethane cast over heavy duty steel tubing | 7 lb | J2419S2C | \$262 | 19.45" body & 3/8"-24 taps in shaft ends | SHA2419SJ | \$59 | |
| 2" smooth Steel extra heavy duty tubing (1/4" wall) | 10.5 lb | J2419S2S | \$238 | 19.25" body & 3/8"-24 taps in shaft ends | SHA2419SJ | \$59 | |
| Jacobsen 30" ST5111, FAIRWAY, GANG, HF5 & HF15 - FRONT & BACK ROLLERS | | | | | | | |
| 3" grooved Urethane cast over heavy duty steel tubing | 12.4 lb | J3329A3CG | \$361 | 29.45" body | SHA3329AJ | \$59 | |
| 3" smooth Urethane cast over heavy duty steel tubing | 15 lb | J3329A3C | \$350 | 29.45" body | SHA3329AJ | \$59 | 132506, 113897, 700500 |
| 3" smooth Steel heavy duty tubing (1/8" wall) | 15 lb | J3329A3S | \$276 | 29.25" body | SHA3329AJ | \$59 | 132506, 113897, 700500 |
| Jacobsen ROTARY AR-522 & AR-722 26" DECK - FRONT ROLLER | | | | | | | |
| 5" grooved Urethane over steel tubing (4" wide body) | 10 lb | J0404G5CG2 | \$264 | 2 large machined grooves in roller body | SHA0404GJ | \$59 | |
| 5" smooth Urethane over steel tubing (4" wide body) | 11 lb | J0404G5C | \$188 | | SHA0404GJ | \$59 | |
| Jacobsen ROTARY AR-522, AR-722, & AR-5 26" DECK - BACK ROLLER (must confirm shaft configuration on ends) | | | | | | | |
| 4 bodies 3" grooved Urethane over steel tubing (4 x 5.2" wide bodies) | 12.5 lb | J2926R3CG4 | \$612 | non-stripping, for tight turns & ground undulations | SHA2926RJN4 | \$72 | non-stripping, improved air flow |
| 4 bodies 3" smooth Urethane over steel tubing (4 x 5.2" wide bodies) | 13.5 lb | J2926R3C4 | \$612 | non-stripping, for tight turns & ground undulations | SHA2926RJN4 | \$72 | non-stripping, improved air flow |
| 2 bodies 3" grooved Urethane over steel tubing (2 x 5.2" wide bodies) | 5.8 lb | J2905R3CGt | \$500 | both shaft ends have large flat and pin hole | SHA2905RJN | \$72 | non-stripping, improved air flow |
| 2 bodies 3" smooth Urethane over steel tubing (2 x 4" wide bodies) | 6.2 lb | J2904R3Ct | \$475 | both shaft ends have large flat and pin hole | SHA2904RJN | \$72 | non-stripping, improved air flow |
| 2 bodies 3" smooth Steel heavy duty tubing (2 x 4" wide bodies) | 8 lb | J2904R3St | \$450 | both shaft ends have large flat and pin hole | SHA2904RJN | \$72 | non-stripping, improved air flow |
| 3" grooved Urethane over steel tubing (2 x 4" wide bodies) | 12.5 lb | J2926R3CG | \$500 | both shaft ends have large flat and pin hole | SHA2926RJ | \$72 | non-stripping, improved air flow |
| 3" smooth Urethane cast over heavy duty steel tubing | 13.2 lb | J2926R3C | \$375 | both shaft ends have large flat and pin hole | SHA2926RJ | \$72 | 3"roller 4163121, shaft4124015 |
| 3" smooth Steel heavy duty tubing (1/8" wall) | 14 lb | J2926R3S | \$350 | both shaft ends have large flat and pin hole | SHA2926RJ | \$72 | 3"roller 4163121, shaft4124015 |
| 3.5" smooth Urethane cast over heavy duty steel tubing | 18 lb | J2926R7C | \$450 | both shaft ends have large flat and pin hole | SHA2926RJ | \$72 | 3"roller 4163121, shaft4124015 |
| 4" smooth Urethane cast over heavy duty steel tubing | 29 lb | J2926R4C | \$500 | both shaft ends have large flat and pin hole | SHA2926RJ | \$72 | 4"roller 4123031, 4151882 |
| 4" smooth Steel heavy duty tubing (1/8" wall) | 27 lb | J2926R4S | \$450 | both shaft ends have large flat and pin hole | SHA2926RJ | \$72 | 4"roller 4123031, 4151882 |
| 4 bodies 3" grooved Urethane over steel tubing (4 x 5.2" wide bodies) | 12.5 lb | J2926Q3CG4 | \$612 | shaft-1 end with large flat & 1 round end | SHA2926QJN4 | \$72 | non-stripping shaft like 4284472 |
| 4 bodies 3" smooth Urethane over steel tubing (4 x 5.2" wide bodies) | 13.5 lb | J2926Q3C4 | \$612 | shaft-1 end with large flat & 1 round end | SHA2926QJN4 | \$72 | non-stripping shaft like 4284472 |
| 2 bodies 3" grooved Urethane over steel tubing (2 x 5.2" wide bodies) | 5.8 lb | J2905Q3CGt | \$500 | shaft-1 end with large flat & 1 round end | SHA2905QJN | \$72 | non-stripping shaft like 4284472 |
| 2 bodies 3" smooth Urethane over steel tubing (2 x 4" wide bodies) | 5.8 lb | J2904Q3Ct | \$475 | shaft-1 end with large flat & 1 round end | SHA2904QJN | \$72 | non-stripping shaft like 4284472 |
| 3" grooved Urethane cast over heavy duty steel tubing | 12.5 lb | J2926Q3CG | \$500 | shaft-1 end with large flat & 1 round end | SHA2926QJ | \$72 | non-stripping shaft like 4284472 |
| 3" smooth Urethane cast over heavy duty steel tubing | 13.2 lb | J2926Q3C | \$375 | shaft-1 end with large flat & 1 round end | SHA2926QJ | \$72 | model 068131 roller4284471 |
| 3" smooth Steel heavy duty tubing (1/8" wall) | 14 lb | J2926Q3S | \$350 | shaft-1 end with large flat & 1 round end | SHA2926QJ | \$72 | model 068131 roller4284471 |
| Jacobsen ROTARY AR-5 26" DECK - BACK ROLLER (must confirm shaft configuration on ends) | | | | | | | |
| 4 bodies 3" grooved Urethane over steel tubing (4 x 5.2" wide bodies) | 12.5 lb | J3026R3CG4 | \$612 | non-stripping, for tight turns & ground undulations | SHA3026RJN4 | \$72 | non-stripping, improved air flow |
| 4 bodies 3" smooth Urethane over steel tubing (4 x 5.2" wide bodies) | 13.5 lb | J3026R3C4 | \$612 | non-stripping, for tight turns & ground undulations | SHA3026RJN4 | \$72 | non-stripping, improved air flow |
| 4 bodies 3" grooved Urethane over steel tubing (2 x 5.2" wide bodies) | 6.3 lb | J3004D3CGt | \$500 | specify configuration of shaft ends | SHA3005DJN | \$72 | non-stripping, improved air flow |
| 2 bodies 3" smooth Urethane over steel tubing (2 x 4" wide bodies) | 6.3 lb | J3004D3Ct | \$475 | specify configuration of shaft ends | SHA3004DJN | \$72 | non-stripping, improved air flow |
| 2 bodies 3" smooth Steel heavy duty tubing (2 x 4" wide bodies) | 8 lb | J3004D3St | \$450 | specify configuration of shaft ends | SHA3004DJN | \$72 | non-stripping, improved air flow |
| 3" grooved Urethane cast over heavy duty steel tubing | 13 lb | J3026D3CG | \$450 | specify configuration of shaft ends | SHA3026DJ | \$59 | non-stripping, improved air flow |
| 3" smooth Urethane cast over heavy duty steel tubing | 13.2 lb | J3026D3C | \$375 | specify configuration of shaft ends | SHA3026DJ | \$59 | |
| 3" smooth Steel heavy duty tubing (1/8" wall) | 14 lb | J3026D3S | \$350 | specify configuration of shaft ends | SHA3026DJ | \$59 | |
| 3.5" smooth Urethane cast over heavy duty steel tubing | 17 lb | J3026D7C | \$450 | specify configuration of shaft ends | SHA3026DJ | \$59 | |
| 4" smooth Urethane cast over heavy duty steel tubing | 29 lb | J2926R4C | \$500 | both shaft ends have large flat and pin hole | SHA2926RJ | \$72 | 068080 4"roller4123031, 2198153 |
| 4" smooth Steel heavy duty tubing (1/8" wall) | 27 lb | J2926R4S | \$450 | both shaft ends have large flat and pin hole | SHA2926RJ | \$72 | 068080 4"roller4123031, 2198153 |
| Jacobsen ROTARY AR-3 30" DECK - BACK ROLLER (must confirm shaft configuration on ends) | | | | | | | |
| 5 bodies 3" grooved Urethane over steel tubing (5 x 5.2" wide bodies) | 13.5 lb | J3429R3CG5 | \$657 | non-stripping, for tight turns & ground undulations | SHA3429RJN5 | \$72 | |
| 5 bodies 3" smooth Urethane over steel tubing (5 x 5.2" wide bodies) | 14 lb | J3429R3C5 | \$657 | non-stripping, for tight turns & ground undulations | SHA3429RJN5 | \$72 | |
| 2 bodies 3" grooved Urethane over steel tubing (2 x 5.2" wide bodies) | 6.5 lb | J3405R3CGt | \$525 | both shaft ends have large flat and pin hole | SHA3405RJN | \$72 | non-stripping, improved air flow |
| 2 bodies 3" smooth Urethane over steel tubing (2 x 4" wide bodies) | 6.5 lb | J3404R3Ct | \$500 | both shaft ends have large flat and pin hole | SHA3404RJN | \$72 | non-stripping, improved air flow |
| 2 bodies 3" smooth Steel heavy duty tubing (2 x 4" wide bodies) | 8.5 lb | J3404R3St | \$450 | both shaft ends have large flat and pin hole | SHA3404RJN | \$72 | non-stripping, improved air flow |
| 3" grooved Urethane cast over heavy duty steel tubing | 13.5 lb | J3429R3CG | \$500 | both shaft ends have large flat and pin hole | SHA3429RJ | \$72 | non-stripping, improved air flow |
| 3" smooth Urethane cast over heavy duty steel tubing | 15 lb | J3429R3C | \$375 | both shaft ends have large flat and pin hole | SHA3429RJ | \$72 | 4163083, 4129612, 4163181 |
| 3" smooth Steel heavy duty tubing (1/8" wall) | 15 lb | J3429R3S | \$350 | both shaft ends have large flat and pin hole | SHA3429RJ | \$72 | 4163083, 4129612, 4163181 |
| 3.5" smooth Urethane cast over heavy duty steel tubing | 18 lb | J3429R7C | \$450 | both shaft ends have large flat and pin hole | SHA3429RJ | \$72 | |
| 4" smooth Urethane cast over heavy duty steel tubing | 29 lb | J3429R4C | \$500 | both shaft ends have large flat and pin hole | SHA3429RJ | \$72 | 4153038 |
| 4" smooth Steel heavy duty tubing (1/8" wall) | 29 lb | J3429R4S | \$450 | both shaft ends have large flat and pin hole | SHA3429RJ | \$72 | 4153038 |
| Jacobsen ROTARY AR-250, AR-2500 DECK - BACK ROLLER | | | | | | | |
| 4" smooth Urethane cast over heavy duty steel tubing | 27 lb | R2722X4C | \$500 | 22.45" body | SHA2722XR | \$59 | 4115430, 2206195 |
| 4" smooth Steel heavy duty tubing (1/8" wall) | 27 lb | R2722X4S | \$450 | 22.25" body | SHA2722XR | \$59 | 4115430, 2206195 |

for JOHN DEERE mowers

| John Deere 18" 180B & 180C WALKING GREENSMOWERS - FRONT ROLLER | | | | | |
|---|---|---------|----------------|-------|--|
| 4 bodies | 2" smooth Urethane over steel tubing (4 x 4.75" wide bodies) | 8 lb | D2119A2C4 | \$467 | 4 independent roller bodies on a shaft |
| 4 bodies | 2" smooth steel extra duty tubing (4 x 4.75" wide bodies) | 12 lb | D2119A2S4 | \$444 | 4 independent roller bodies on a shaft |
| 4 bodies | 2" smooth steel light tubing (4 x 4.75" wide bodies) | 7 lb | D2119A2L4 | \$467 | 4 independent roller bodies on a shaft |
| | 2" grooved Urethane cast over heavy duty steel tubing | 6.5 lb | D2119A2CGH | \$280 | 19.45" body |
| | 2" smooth Urethane cast over heavy duty steel tubing | 7.5 lb | D2119A2C | \$262 | 19.45" body |
| | 2" smooth Steel extra heavy duty tubing (1/4" wall) | 10.5 lb | D2119A2S | \$223 | 19.25" body |
| | 2" smooth Steel light tubing (full shaft) | 4.5 lb | D2119A2L | \$223 | 19.25" body |
| John Deere 22" WALKING GREENSMOWERS - FRONT ROLLER (call for other roller options available) | | | | | |
| 4 bodies | 2" smooth Urethane over steel tubing (4 x 5.55" wide bodies) | 8.5 lb | D2422P2C4 | \$477 | 4 independent roller bodies @ 22.3" oal on a shaft |
| 4 bodies | 2" smooth steel extra duty tubing (4 x 5.55" wide bodies) | 12 lb | D2422P2S4 | \$454 | 4 independent roller bodies @ 22.3" oal on a shaft |
| 4 bodies | 2" smooth steel light tubing (4 x 5.55" wide bodies) | 7 lb | D2422P2L4 | \$477 | 4 independent roller bodies @ 22.3" oal on a shaft |
| | 2" grooved Urethane cast over heavy duty steel tubing | 7.5 lb | D2422P2CGH | \$290 | 22.45" body |
| | 2" smooth Urethane cast over heavy duty steel tubing | 7.9 lb | D2422P2C | \$272 | 22.45" body |
| | 2" smooth Steel extra heavy duty tubing (1/4" wall) | 11.5 lb | D2422P2S | \$239 | 22.25" body |
| | 2" smooth Steel light tubing (full shaft) | 5 lb | D2422P2L | \$227 | 22.25" body |
| John Deere 22" 220 WALKING & 2500 & 2243 RIDING GREENSMOWER - FRONT & BACK ROLLERS | | | | | |
| 4 bodies | 2" smooth Urethane over steel tubing (4 x 5.55" wide bodies) | 8.5 lb | D2522C2C4 | \$467 | 4 independent roller bodies @ 22.3" oal on a shaft |
| 4 bodies | 2" smooth steel extra duty tubing (4 x 5.55" wide bodies) | 12 lb | D2522C2S4 | \$444 | 4 independent roller bodies @ 22.3" oal on a shaft |
| 4 bodies | 2" smooth steel light tubing (4 x 5.55" wide bodies) | 7 lb | D2522C2L4 | \$467 | 4 independent roller bodies @ 22.3" oal on a shaft |
| 4 bodies | 2.5" grooved Urethane over steel tubing (4 x 5.55" wide bodies) | 10 lb | D2522C25CG4 | \$500 | 4 independent roller bodies @ 22.3" oal on a shaft |
| 4 bodies | 2.5" smooth Urethane over steel tubing (4 x 5.55" wide bodies) | 13 lb | D2522C25C4 | \$489 | 4 independent roller bodies @ 22.3" oal on a shaft |
| 4 bodies | 2.5" smooth steel extra duty tubing (4 x 5.55" wide bodies) | 13 lb | D2522C25S4 | \$489 | 4 independent roller bodies @ 22.3" oal on a shaft |
| | 2" grooved Urethane cast over heavy duty steel tubing | 7.5 lb | D2522C2CGH | \$280 | 22.45" body, 25.5" shaft |
| | 2" smooth Urethane cast over heavy duty steel tubing | 7.9 lb | D2522C2C | \$262 | 22.45" body, 25.5" shaft |
| | 2" smooth Steel extra heavy duty tubing (1/4" wall) | 11.5 lb | D2522C2S | \$223 | 22.25" body, 25.5" shaft |
| | 2" smooth Steel light tubing (full shaft) | 5.5 lb | D2522C2L | \$223 | 22.25" body, 25.5" shaft |
| | 2.5" grooved Urethane cast over heavy duty steel tubing | 8.5 lb | D2522C25CG | \$325 | 22.45" body, 25.5" shaft |
| | 2.5" smooth Urethane cast over heavy duty steel tubing | 9.5 lb | D2522C25C | \$288 | 22.45" body, 25.5" shaft |
| | 2.5" smooth Steel heavy duty tubing (1/8" wall) | 9.2 lb | D2522C25S | \$250 | 22.25" body, 25.5" shaft |
| John Deere 260SL WALKING GREENSMOWERS - FRONT ROLLER | | | | | |
| 4 bodies | 2.5" grooved Urethane over steel tubing (4 x 5.2" wide bodies) | 10 lb | D2926A25CG4 | \$500 | 4 independent roller bodies on a 29.75" shaft |
| 4 bodies | 2.5" smooth Urethane over steel tubing (4 x 5.2" wide bodies) | 13 lb | D2926A25C4 | \$489 | 4 independent roller bodies on a 29.75" shaft |
| 4 bodies | 2.5" smooth steel extra duty tubing (4 x 5.2" wide bodies) | 13 lb | D2926A25S4 | \$489 | 4 independent roller bodies on a 29.75" shaft |
| | 2.5" grooved Urethane cast over heavy duty steel tubing | 9.5 lb | D2926A25CG | \$338 | 26.45" body |
| | 2.5" smooth Urethane cast over heavy duty steel tubing | 11 lb | D2926A25C | \$312 | 26.45" body |
| | 2.5" smooth Steel heavy duty tubing (1/8" wall) | 11 lb | D2926A25S | \$288 | 26.25" body |
| | 2" smooth Urethane cast over heavy duty steel tubing | 9.5 lb | D2926A2C | \$312 | 26.25" body |
| | 2" smooth Steel extra heavy duty tubing (1/4" wall) | 12.5 lb | D2926A2S | \$276 | 26.25" body |
| | 2" smooth Steel light tubing (full shaft) | 7 lb | D2926A2L | \$276 | 26.25" body |
| John Deere 22" 3215 & 3225 LIGHT FAIRWAY MOWERS - FRONT & BACK ROLLERS (Sectional rollers with 4 bodies also available) | | | | | |
| Combination roller assemblies to diminish effect of reel overlap shadowing are available-please call | | | | | |
| | 2" grooved Urethane cast over heavy duty steel tubing | 7.5 lb | D2522C2CGH | \$280 | 22.45" body, 25.5" shaft |
| | 2" smooth Urethane cast over heavy duty steel tubing | 7.9 lb | D2522C2C | \$262 | 22.45" body, 25.5" shaft |
| | 2" smooth Steel extra heavy duty tubing (1/4" wall) | 11.5 lb | D2522C2S | \$223 | 22.25" body, 25.5" shaft |
| | 2" smooth Steel light tubing (full shaft) | 5.5 lb | D2522C2L | \$223 | 22.25" body, 25.5" shaft |
| John Deere 22" 3235 LIGHT FAIRWAY MOWER - FRONT & BACK ROLLERS (2 styles) (Sectional rollers with 4 bodies also available) | | | | | |
| | 3" grooved Urethane cast over heavy duty steel tubing | 9.5 lb | D2522C3CG | \$375 | 1 flat on one end of shaft |
| | 3" smooth Urethane cast over heavy duty steel tubing | 12 lb | D2522C3C | \$350 | 1 flat on one end of shaft |
| | 2" smooth Steel heavy duty tubing (1/8" wall) | 11.5 lb | D2522C3S | \$276 | 1 flat on one end of shaft |
| To diminish instances of shadowing lines due to overlap of reels call for proper application specifics | | | | | |
| | 3" grooved Urethane with 2.2" wide smooth ends | 9.5 lb | D2522C3CG.22C | \$567 | front roller for rear mower heads-use with D2519C3C |
| | 3" smooth Urethane cast over heavy duty steel tubing | 11 lb | D2519C3C | \$350 | back roller for rear mower heads-use with D2522C3CG.22C |
| John Deere 22" 7500/ 8500 & 7700/ 8700 PRECISION CUT & E-CUT FAIRWAY (QA5 & QA7 reels) (Sectional rollers with 4 bodies also available) | | | | | |
| Rollers for QA-7 reels (with 2 flats on one end of the shaft): | | | | | |
| To diminish instances of shadowing lines due to overlap of reels call for proper application specifics | | | | | |
| | 3" grooved Urethane with 2.2" wide smooth ends | 9.5 lb | D2522F3CG.22C | \$567 | front roller for rear mower heads-use with D2519F3C |
| | 3" smooth Urethane cast over heavy duty steel tubing | 11 lb | D2519F3C | \$350 | back roller for rear mower heads-use with D2522F3CG.22C |
| | 3" grooved Urethane cast over heavy duty steel tubing | 9.5 lb | D2522F3CG | \$375 | 22.45" body, 25.5" shaft |
| | 3" smooth Urethane cast over heavy duty steel tubing | 12 lb | D2522F3C | \$350 | 22.45" body, 25.5" shaft |
| | 3" smooth Steel heavy duty tubing (1/8" wall) | 11.5 lb | D2522F3S | \$276 | 22.25" body, 25.5" shaft |
| To diminish instances of shadowing lines due to overlap of reels call for proper application specifics | | | | | |
| | 2.5" grooved Urethane with 2.2" wide smooth ends | 8.5 lb | D2522F25CG.22C | \$567 | front roller for rear mower heads-use with D2519F25C |
| | 2.5" smooth Urethane cast over heavy duty steel tubing | 9.5 lb | D2519F25C | \$325 | back roller for rear mower heads-use with D2522F25CG.22C |
| | 2.5" grooved Urethane cast over heavy duty steel tubing | 8.5 lb | D2522F25CG | \$325 | 22.45" body, 25.5" shaft |
| | 2.5" smooth Urethane cast over heavy duty steel tubing | 9.5 lb | D2522F25C | \$288 | 22.45" body, 25.5" shaft |
| | 2.5" smooth Steel heavy duty tubing (1/8" wall) | 9.2 lb | D2522F25S | \$250 | 22.25" body, 25.5" shaft |
| | 2" grooved Urethane cast over heavy duty steel tubing | 7.5 lb | D2522F2CGH | \$280 | 22.45" body, 25.5" shaft |
| | 2" smooth Urethane cast over heavy duty steel tubing | 7.9 lb | D2522F2C | \$262 | 22.45" body, 25.5" shaft |
| | 2" smooth Steel extra heavy duty tubing (1/4" wall) | 11.5 lb | D2522F2S | \$223 | 22.25" body, 25.5" shaft |
| Rollers for QA-5 reels (with 1 flat on one end of the shaft): | | | | | |
| To diminish instances of shadowing lines due to overlap of reels call for proper application specifics | | | | | |
| | 3" grooved Urethane with 2.2" wide smooth ends | 9.5 lb | D2522C3CG.22C | \$567 | front roller for rear mower heads-use with D2519C3C |
| | 3" smooth Urethane cast over heavy duty steel tubing | 11 lb | D2519C3C | \$325 | back roller for rear mower heads-use with D2522C3CG.22C |
| | 3" grooved Urethane cast over heavy duty steel tubing | 9.5 lb | D2522C3CG | \$375 | 22.45" body, 25.5" shaft |
| | 3" smooth Urethane cast over heavy duty steel tubing | 12 lb | D2522C3C | \$350 | 22.45" body, 25.5" shaft |
| | 3" smooth Steel heavy duty tubing (1/8" wall) | 11.5 lb | D2522C3S | \$276 | 22.25" body, 25.5" shaft |
| To diminish instances of shadowing lines due to overlap of reels call for proper application specifics | | | | | |
| | 2.5" grooved Urethane with 2.2" wide smooth ends | 8.5 lb | D2522C25CG.22C | \$567 | front roller for rear mower heads-use with D2519C25C |
| | 2.5" smooth Urethane cast over heavy duty steel tubing | 9.5 lb | D2519C25C | \$325 | back roller for rear mower heads-use with D2522C25CG.22C |
| | 2.5" grooved Urethane cast over heavy duty steel tubing | 8.5 lb | D2522C25CG | \$325 | 22.45" body, 25.5" shaft |
| | 2.5" smooth Urethane cast over heavy duty steel tubing | 9.5 lb | D2522C25C | \$288 | 22.45" body, 25.5" shaft |
| | 2.5" smooth Steel heavy duty tubing (1/8" wall) | 9.2 lb | D2522C25S | \$250 | 22.25" body, 25.5" shaft |
| | 2" grooved Urethane cast over heavy duty steel tubing | 7.5 lb | D2522C2CGH | \$280 | 22.45" body, 25.5" shaft |
| | 2" smooth Urethane cast over heavy duty steel tubing | 7.9 lb | D2522C2C | \$262 | 22.45" body, 25.5" shaft |
| | 2" smooth Steel extra heavy duty tubing (1/4" wall) | 11.5 lb | D2522C2S | \$223 | 22.25" body, 25.5" shaft |
| | 2" smooth Steel light tubing (full shaft) | 5.5 lb | D2522C2L | \$223 | 22.25" body, 25.5" shaft |

| John Deere 18" 8000A PRECISION CUT & E-CUT FAIRWAY - FRONT & BACK ROLLERS | | | | | | | |
|---|--|---------|----------------|-------|--|-------------|------|
| | 2" grooved Urethane cast over heavy duty steel tubing | 6.5 lb | D2218A2CGH | \$375 | 18.0" body, 22" shaft | SHA2218AD | \$59 |
| | 2" smooth Urethane cast over heavy duty steel tubing | 7.5 lb | D2218A2C | \$325 | 18.0" body, 22" shaft | SHA2218AD | \$59 |
| | 2" smooth Steel extra heavy duty tubing (1/4" wall) | 10.5 lb | D2218A2S | \$304 | 18.0" body, 22" shaft | SHA2218AD | \$59 |
| | 2" smooth Steel extra heavy duty tubing (1/4" wall) | 9 lb | D2216A2S | \$325 | 16.0" body, 22" shaft | SHA2218AD | \$59 |
| | 2.5" grooved Urethane cast over heavy duty steel tubing | 6.7 lb | D2218A25CG | \$413 | 18.0" body, 22" shaft | SHA2218AD | \$59 |
| | 2.5" smooth Urethane cast over heavy duty steel tubing | 7.5 lb | D2218A25C | \$375 | 18.0" body, 22" shaft | SHA2218AD | \$59 |
| | 2.5" smooth Steel heavy duty tubing (1/8" wall) | 9.2 lb | D2218A25S | \$325 | 18.0" body, 22" shaft | SHA2218AD | \$59 |
| | 3" grooved Urethane cast over heavy duty steel tubing | 6.7 lb | D2218A3CG | \$454 | 18.0" body, 22" shaft | SHA2218AD | \$59 |
| | 3" smooth Urethane cast over heavy duty steel tubing | 7.5 lb | D2218A3C | \$417 | 18.0" body, 22" shaft | SHA2218AD | \$59 |
| | 3" smooth Steel heavy duty tubing (1/8" wall) | 9.2 lb | D2218A3S | \$367 | 18.0" body, 22" shaft | SHA2218AD | \$59 |
| To diminish instances of shadowing lines due to overlap of reels | | | | | | | |
| | 2.5" grooved Urethane with 2.2" wide smooth ends | 6.8 lb | D2218A25CG.22C | \$567 | call for proper application specifics | | |
| | 2.5" smooth Urethane cast over heavy duty steel tubing | 7 lb | D2215A25C | \$375 | front roller for rear mower heads-use with D2215A25C | SHA2218AD | \$59 |
| | 3" grooved Urethane with 2.2" wide smooth ends | 6.8 lb | D2218A3CG.22C | \$567 | back roller for rear mower heads-use with D2218A25CG.22C | SHA2215AD | \$59 |
| | 3" smooth Urethane cast over heavy duty steel tubing | 7 lb | D2215A3C | \$417 | front roller for rear mower heads-use with D2215A3C | SHA2218AD | \$59 |
| | 3" smooth Steel heavy duty tubing (1/8" wall) | 7 lb | D2218A3CG.22C | \$417 | back roller for rear mower heads-use with D2218A3CG.22C | SHA2215AD | \$59 |
| John Deere 26" 8900A, 7200, 2653 +A/B FAIRWAY - FRONT & BACK ROLLERS (QA-7 reels) (2.5" diameter also available) | | | | | | | |
| 4 bodies | 3" grooved Urethane over steel tubing (4 x 5.2" wide bodies) | 12.5 lb | D2926F3CG4 | \$612 | non-stripping, for tight turns & ground undulations | SHA2926FDN4 | \$72 |
| 4 bodies | 3" smooth Urethane over steel tubing (4 x 5.2" wide bodies) | 13.5 lb | D2926F3C4 | \$612 | non-stripping, for tight turns & ground undulations | SHA2926FDN4 | \$72 |
| | 3" grooved Urethane cast over heavy duty steel tubing | 11.1 lb | D2926F3CG | \$443 | 29.75" shaft with 2 flats on one end | SHA2926FD | \$62 |
| | 3" smooth Urethane cast over heavy duty steel tubing | 13.5 lb | D2926F3C | \$383 | 29.75" shaft with 2 flats on one end | SHA2926FD | \$62 |
| | 3" smooth Steel heavy duty tubing (1/8" wall) | 13.5 lb | D2926F3S | \$341 | 29.75" shaft with 2 flats on one end | SHA2926FD | \$62 |
| John Deere 30" 8900A, 7200, 2653 +A/B FAIRWAY - FRONT & BACK ROLLERS (QA-7 reels) (2.5" diameter also available) | | | | | | | |
| 5 bodies | 3" grooved Urethane over steel tubing (5 x 5.2" wide bodies) | 13.5 lb | D3329F3CG5 | \$657 | non-stripping, for tight turns & ground undulations | SHA3329FDN5 | \$72 |
| 5 bodies | 3" smooth Urethane over steel tubing (5 x 5.2" wide bodies) | 14 lb | D3329F3C5 | \$657 | non-stripping, for tight turns & ground undulations | SHA3329FDN5 | \$72 |
| | 3" grooved Urethane cast over heavy duty steel tubing | 11.1 lb | D3329F3CG | \$443 | 33.5" shaft with 2 flats on one end | SHA3329FD | \$62 |
| | 3" smooth Urethane cast over heavy duty steel tubing | 13.5 lb | D3329F3C | \$383 | 33.5" shaft with 2 flats on one end | SHA3329FD | \$62 |
| | 3" smooth Steel heavy duty tubing (1/8" wall) | 13.5 lb | D3329F3S | \$341 | 33.5" shaft with 2 flats on one end | SHA3329FD | \$62 |
| John Deere 30" 1900, 1905, 3325 FAIRWAY & 3365 TURF PRO & 365 PTO GANG (2 styles) call to confirm roller options | | | | | | | |
| 5 bodies | 3" grooved Urethane over steel tubing (5 x 5.2" wide bodies) | 13.5 lb | D3229F3CG5 | \$657 | non-stripping, for tight turns & ground undulations | SHA3229FDN5 | \$72 |
| 5 bodies | 3" smooth Urethane over steel tubing (5 x 5.2" wide bodies) | 14 lb | D3229F3C5 | \$657 | non-stripping, for tight turns & ground undulations | SHA3229FDN5 | \$72 |
| | 3" grooved Urethane cast over heavy duty steel tubing | 13.5 lb | D3229F3CG | \$375 | Shafts with 2 flats on one end | SHA3229FD | \$62 |
| | 3" smooth Urethane cast over heavy duty steel tubing | 15 lb | D3229F3C | \$350 | Shafts with 2 flats on one end | SHA3229FD | \$62 |
| | 3" smooth Steel heavy duty tubing (1/8" wall) | 15 lb | D3229F3S | \$276 | Shafts with 2 flats on one end | SHA3229FD | \$62 |
| | 3" grooved Urethane cast over heavy duty steel tubing | 13.5 lb | D3229A3CG | \$375 | Shafts with 1 flat on one end | SHA3229AD | \$59 |
| | 3" smooth Urethane cast over heavy duty steel tubing | 15 lb | D3229A3C | \$350 | Shafts with 1 flat on one end | SHA3229AD | \$59 |
| | 3" smooth Steel heavy duty tubing (1/8" wall) | 15 lb | D3229A3S | \$276 | Shafts with 1 flat on one end | SHA3229AD | \$59 |
| John Deere 30" FAIRWAY (305, 303, 756 & 856) - ALL ROLLERS (Choose from 2 styles) call to confirm roller options | | | | | | | |
| | 3" grooved Urethane cast over heavy duty steel tubing | 13.5 lb | D3229X3CG | \$375 | 32.25" shaft with .5" dia. ends | SHA3229XD | \$59 |
| | 3" smooth Urethane cast over heavy duty steel tubing | 15 lb | D3229X3C | \$350 | 32.25" shaft with .5" dia. ends | SHA3229XD | \$59 |
| | 3" smooth Steel heavy duty tubing (1/8" wall) | 15 lb | D3229X3S | \$276 | 32.25" shaft with .5" dia. ends | SHA3229XD | \$59 |
| | 3" grooved Urethane cast over heavy duty steel tubing | 13.5 lb | D3029W3CG | \$375 | 30" shaft with 5/8" dia. ends & taps | SHA3029WD | \$59 |
| | 3" smooth Urethane cast over heavy duty steel tubing | 15 lb | D3029W3C | \$350 | 30" shaft with 5/8" dia. ends & taps | SHA3029WD | \$59 |
| | 3" smooth Steel heavy duty tubing (1/8" wall) | 15 lb | D3029W3S | \$276 | 30" shaft with 5/8" dia. ends & taps | SHA3029WD | \$59 |
| John Deere ROTARY 22" 2653 WITH NUNS DECK - BACK ROLLER | | | | | | | |
| | 3" smooth Urethane cast over heavy duty steel tubing | 11 lb | D2522C3C | \$350 | 22.45" body, 25.5" shaft | SHA2522CD | \$59 |
| | 3" smooth Steel heavy duty tubing (1/8" wall) | 12 lb | D2522C3S | \$276 | 22.25" body, 25.5" shaft | SHA2522CD | \$59 |
| | 3.5" smooth Urethane cast over heavy duty steel tubing | 13.5 lb | D2522C7C | \$425 | 22.45" body, 25.5" shaft | SHA2522CD | \$59 |
| | 4" smooth Steel heavy duty tubing (1/8" wall) | 20 lb | D2522C4S | \$425 | 22.25" body, 25.5" shaft | SHA2522CD | \$59 |
| John Deere ROTARY 30" 2653 WITH NUNS DECK - BACK ROLLER | | | | | | | |
| | 3" smooth Urethane cast over heavy duty steel tubing | 15 lb | D3229N3C | \$350 | 22.45" body | SHA3229ND | \$59 |
| | 3" smooth Steel heavy duty tubing (1/8" wall) | 15 lb | D3229N3S | \$288 | 22.25" body | SHA3229ND | \$59 |
| | 3.5" smooth Urethane cast over heavy duty steel tubing | 18 lb | D3229N7C | \$425 | 22.45" body | SHA3229ND | \$59 |
| | 4" smooth Urethane cast over heavy duty steel tubing | 23 lb | D3229N4C | \$475 | 22.45" body | SHA3229ND | \$59 |
| | 4" smooth Steel heavy duty tubing (1/8" wall) | 29 lb | D3229N4S | \$413 | 22.25" body | SHA3229ND | \$59 |
| John Deere ROTARY DECK 8800 & 3245C - FRONT ROLLER (With two independent rolling 4" wide roller bodies) | | | | | | | |
| 2 bodies | 5" grooved Urethane over steel tubing (two 5.2" wide bodies) | 8 lb | D2305A5CGt | \$632 | Twin independent bodies-3 grooves per body | SHA2305ADN | \$69 |
| 2 bodies | 5" smooth Urethane over steel tubing (two 4" wide bodies) | 9.3 lb | D2304A5Ct | \$575 | Twin independent bodies on a shaft | SHA2304ADN | \$69 |
| John Deere ROTARY DECK 8800 & 3245C & 1565 - BACK ROLLER (choose from multiple styles to match your needs) | | | | | | | |
| 3 bodies | 3" grooved Urethane over steel tubing (3 x 5.2" wide bodies) | 11 lb | D2319B3CG3 | \$622 | non-stripping, allows better air flow | SHA2319BDN3 | \$72 |
| 3 bodies | 3" smooth Urethane over steel tubing (3 x 5.2" wide bodies) | 11 lb | D2319B3C3 | \$622 | non-stripping, allows better air flow | SHA2319BDN3 | \$72 |
| 2 bodies | 3" grooved Urethane over steel tubing (2 x 5.2" wide bodies) | 8 lb | D2305B3CGt | \$450 | non-stripping, allows better air flow | SHA2305BDN | \$69 |
| 2 bodies | 3" smooth Urethane over steel tubing (2 x 4" wide bodies) | 8 lb | D2304B3Ct | \$350 | non-stripping, allows better air flow | SHA2304BDN | \$69 |
| 2 bodies | 3" smooth Steel heavy duty tubing (2 x 4" wide bodies) | 10 lb | D2304B3St | \$300 | non-stripping, allows better air flow | SHA2304BDN | \$69 |
| | 3" grooved Urethane cast over heavy duty steel tubing | 9.5 lb | D2319B3CG | \$375 | 19.45" body, 23" shaft | SHA2319BD | \$59 |
| | 3" smooth Urethane cast over heavy duty steel tubing | 11 lb | D2319B3C | \$350 | 19.45" body, 23" shaft | SHA2319BD | \$59 |
| | 3" smooth Steel heavy duty tubing (1/8" wall) | 12 lb | D2319B3S | \$276 | 19.25" body, 23" shaft | SHA2319BD | \$59 |
| | 3.5" smooth Urethane cast over heavy duty steel tubing | 13.5 lb | D2319B7C | \$425 | 19.45" body, 23" shaft | SHA2319BD | \$59 |
| | 4" smooth Steel heavy duty tubing (1/8" wall) | 20 lb | D2319B4S | \$387 | 19.25" body, 23" shaft | SHA2319BD | \$59 |
| | 3" smooth Urethane cast over heavy duty steel tubing | 11.5 lb | D2419B3C | \$350 | 19.45" body, 24" shaft | SHA2419BD | \$59 |
| | 3" smooth Steel heavy duty tubing (1/8" wall) | 11 lb | D2419B3S | \$276 | 19.25" body, 24" shaft | SHA2419BD | \$59 |
| | 3.5" smooth Urethane cast over heavy duty steel tubing | 13.5 lb | D2419B7C | \$425 | 19.45" body, 24" shaft | SHA2419BD | \$59 |
| | 4" smooth Steel heavy duty tubing (1/8" wall) | 20 lb | D2419B4S | \$387 | 19.25" body, 24" shaft | SHA2419BD | \$59 |
| | 3" smooth Urethane cast over heavy duty steel tubing | 12 lb | D2522T3C | \$350 | 22.45" body, 25.87" shaft | SHA2522TD | \$59 |
| | 3" smooth Steel heavy duty tubing (1/8" wall) | 11.5 lb | D2522T3S | \$276 | 22.25" body, 25.87" shaft | SHA2522TD | \$59 |
| | 3.5" smooth Urethane cast over heavy duty steel tubing | 13.5 lb | D2522T7C | \$425 | 22.45" body, 25.87" shaft | SHA2522TD | \$59 |
| | 4" smooth Steel heavy duty tubing (1/8" wall) | 20 lb | D2522T4S | \$387 | 22.25" body, 25.87" shaft | SHA2522TD | \$59 |
| | 3" grooved Urethane cast over heavy duty steel tubing | 9.5 lb | D2622A3CG | \$388 | 22.45" body, 26.75" shaft | SHA2622AD | \$59 |
| | 3" smooth Urethane cast over heavy duty steel tubing | 12 lb | D2622A3C | \$350 | 22.45" body, 26.75" shaft | SHA2622AD | \$59 |
| | 3" smooth Steel heavy duty tubing (1/8" wall) | 11.5 lb | D2622A3S | \$288 | 22.25" body, 26.75" shaft | SHA2622AD | \$59 |
| | 3.5" smooth Urethane cast over heavy duty steel tubing | 13.5 lb | D2622A7C | \$425 | 22.45" body, 26.75" shaft | SHA2622AD | \$59 |
| | 4" smooth Steel heavy duty tubing (1/8" wall) | 20 lb | D2622A4S | \$425 | 22.25" body, 26.75" shaft | SHA2622AD | \$59 |
| John Deere ROTARY DECK 9009A & 7400A (2016 & newer) 27" cut - FRONT ROLLER (With two independent rolling 5.2" wide roller bodies) | | | | | | | |
| 2 bodies | 5" grooved Urethane over steel tubing (2 x 5.2" wide bodies) | 12 lb | D2905C5CGt | \$500 | Twin independent bodies on a shaft-3 grooves per body | SHA2905CDN | \$69 |
| 2 bodies | 5" smooth Urethane over steel tubing (2 x 5.2" wide bodies) | 13 lb | D2905C5Ct | \$437 | Twin independent bodies on a shaft | SHA2905CDN | \$69 |
| John Deere ROTARY DECK 9009A & 7400A (2016 & newer) 27" cut - BACK ROLLER | | | | | | | |
| 4 bodies | 3" grooved Urethane over steel tubing (4 x 5.2" wide bodies) | 12 lb | D2926C3CG4 | \$612 | non-stripping, allows better air flow | SHA2926CDN4 | \$72 |
| 4 bodies | 3" smooth Urethane over steel tubing (4 x 5.2" wide bodies) | 12 lb | D2926C3C4 | \$612 | non-stripping, allows better air flow | SHA2926CDN4 | \$72 |
| 2 bodies | 3" grooved Urethane over steel tubing (2 x 5.2" wide bodies) | 10 lb | D2905C3CGt | \$450 | non-stripping, allows better air flow | SHA2905CDN | \$69 |
| 2 bodies | 3" smooth Urethane over steel tubing (2 x 4" wide bodies) | 10 lb | D2904C3Ct | \$413 | non-stripping, allows better air flow | SHA2904CDN | \$69 |
| 2 bodies | 3" smooth Steel heavy duty tubing (2 x 4" wide bodies) | 11 lb | D2904C3St | \$375 | non-stripping, allows better air flow | SHA2904CDN | \$69 |
| | 3" grooved Urethane cast over heavy duty steel tubing | 11 lb | D2926C3CG | \$413 | non-stripping, allows better air flow | SHA2926CD | \$59 |
| | 3" smooth Urethane cast over heavy duty steel tubing | 12.5 lb | D2926C3C | \$350 | 26.45" body, 29" shaft | SHA2926CD | \$59 |
| | 3" smooth Steel heavy duty tubing (1/8" wall) | 12.5 lb | D2926C3S | \$300 | 26.25" body, 29" shaft | SHA2926CD | \$59 |
| | 3" smooth Urethane cast over heavy duty steel tubing | 12.5 lb | D2919C3C | \$363 | 19.45" body, 29" shaft | SHA2919CD | \$59 |
| John Deere ROTARY 7400 (pre-2016) DECK 27" cut - FRONT CASTER | | | | | | | |
| | 5" grooved Urethane cast over heavy duty steel tubing | 5 lb | D0404G5CG2 | \$264 | 2 large machined grooves in roller body | SHA0404GD | \$59 |
| | 5" smooth Urethane over steel tubing (4" wide body) | 5 lb | D0404G5C | \$188 | superior design to OEM roller | SHA0404GD | \$59 |
| John Deere ROTARY 7400 (pre-2016) DECK 27" cut - BACK ROLLER | | | | | | | |
| | 3" smooth Urethane cast over heavy duty steel tubing | 12.5 lb | D2925A3C | \$350 | 25.45" body, 29.25" shaft | SHA2925AD | \$59 |
| | 3" smooth Steel heavy duty tubing (1/8" wall) | 12.5 lb | D2925A3S | \$300 | 25.25" body, 29.25" shaft | SHA2925AD | \$59 |

for TORO mowers

| Toro 22" GREENSMOWERS - FRONT ROLLER: series 1000, 3, 300, 3000, 3050, 3100, 3150 (with 3/8"-24 tap in shaft ends for ball stud) | | | | | | | | | |
|---|--|---------|-------------|-------|---|-------------|------|----------|--|
| (Except TriFlex series without ball stud for basket yoke as follows: 3200, 3250, 3300, 3320, 3400, 3420 & FLEX 21) | | | | | | | | | |
| 4 bodies | 2" smooth Urethane over steel tubing (4 x 5.55" wide bodies) | 8.5 lb | T2522S2C4 | \$467 | 4 independent roller bodies @ 22.3" oal on a shaft | SHA2522STN4 | \$72 | | |
| 4 bodies | 2" smooth steel extra duty tubing (4 x 5.55" wide bodies) | 12 lb | T2522S2S4 | \$444 | 4 independent roller bodies @ 22.3" oal on a shaft | SHA2522STN4 | \$72 | | |
| 4 bodies | 2" smooth steel light tubing (4 x 5.55" wide bodies) | 7 lb | T2522S2L4 | \$467 | 4 independent roller bodies @ 22.3" oal on a shaft | SHA2522STN4 | \$72 | | |
| 4 bodies | 2.5" grooved Urethane over steel: 1" crests etc (5.55" bodies) | 10 lb | T2522S2SCG4 | \$500 | 4 independent roller bodies @ 22.3" oal on a shaft | SHA2522STN4 | \$72 | | |
| 4 bodies | 2.5" smooth Urethane over steel tubing (4 x 5.55" wide bodies) | 13 lb | T2522S25C4 | \$489 | 4 independent roller bodies @ 22.3" oal on a shaft | SHA2522STN4 | \$72 | | |
| 4 bodies | 2.5" smooth steel extra duty tubing (4 x 5.55" wide bodies) | 13 lb | T2522S25S4 | \$489 | 4 independent roller bodies @ 22.3" oal on a shaft | SHA2522STN4 | \$72 | | |
| | 2" grooved Urethane cast over heavy duty steel tubing | 7.5 lb | T2522S2CGH | \$280 | 22.45" body, 25.75" shaft with 3/8"-24 taps in ends | SHA2522ST | \$59 | 52-3200 | |
| | 2" smooth Urethane cast over heavy duty steel tubing | 8 lb | T2522S2C | \$262 | 22.45" body, 25.75" shaft with 3/8"-24 taps in ends | SHA2522ST | \$59 | 52-3170 | |
| | 2" smooth Steel extra heavy duty tubing (1/4" wall) | 11.5 lb | T2522S2S | \$223 | 22.25" body, 25.75" shaft with 3/8"-24 taps in ends | SHA2522ST | \$59 | 52-3170 | |
| | 2" smooth Steel light tubing (full shaft) | 5.5 lb | T2522S2L | \$223 | 22.25" body, 25.75" shaft with 3/8"-24 taps in ends | SHA2522ST | \$59 | 52-3170 | |
| | 2.5" grooved Urethane cast over heavy duty steel tubing | 9 lb | T2522S25CG | \$325 | 22.45" body, 25.75" shaft with 3/8"-24 taps in ends | SHA2522ST | \$59 | | |
| | 2.5" smooth Urethane cast over heavy duty steel tubing | 9.5 lb | T2522S25C | \$288 | 22.45" body, 25.75" shaft with 3/8"-24 taps in ends | SHA2522ST | \$59 | | |
| | 2.5" smooth Steel heavy duty tubing (1/8" wall) | 10 lb | T2522S25S | \$250 | 22.25" body, 25.75" shaft with 3/8"-24 taps in ends | SHA2522ST | \$59 | | |
| Toro 22" GREENSMOWERS - BACK ROLLER: series 3, 300, 3000, 3050, 3100, 3150 | | | | | | | | | |
| (Except TriFlex series as follows: 3200, 3250, 3300, 3320, 3400, 3420 & FLEX 21) | | | | | | | | | |
| 4 bodies | 2" smooth Urethane over steel tubing (4 x 5.55" wide bodies) | 8.5 lb | T2522A2C4 | \$467 | 4 independent roller bodies @ 22.3" oal on a shaft | SHA2522ATN4 | \$72 | | |
| 4 bodies | 2" smooth steel extra duty tubing (4 x 5.55" wide bodies) | 12 lb | T2522A2S4 | \$444 | 4 independent roller bodies @ 22.3" oal on a shaft | SHA2522ATN4 | \$72 | | |
| 4 bodies | 2" smooth steel light tubing (4 x 5.55" wide bodies) | 7 lb | T2522A2L4 | \$467 | 4 independent roller bodies @ 22.3" oal on a shaft | SHA2522ATN4 | \$72 | | |
| 4 bodies | 2.5" grooved Urethane over steel: 1" crests etc (5.55" bodies) | 10 lb | T2522A25CG4 | \$500 | 4 independent roller bodies @ 22.3" oal on a shaft | SHA2522ATN4 | \$72 | | |
| 4 bodies | 2.5" smooth Urethane over steel tubing (4 x 5.55" wide bodies) | 13 lb | T2522A25C4 | \$489 | 4 independent roller bodies @ 22.3" oal on a shaft | SHA2522ATN4 | \$72 | | |
| 4 bodies | 2.5" smooth steel extra duty tubing (4 x 5.55" wide bodies) | 13 lb | T2522A25S4 | \$489 | 4 independent roller bodies @ 22.3" oal on a shaft | SHA2522ATN4 | \$72 | | |
| | 2" grooved Urethane cast over heavy duty steel tubing | 7.5 lb | T2522A2CGH | \$280 | 22.45" body, 25.87" shaft | SHA2522AT | \$59 | | |
| | 2" smooth Urethane cast over heavy duty steel tubing | 8 lb | T2522A2C | \$262 | 22.45" body, 25.87" shaft | SHA2522AT | \$59 | 52-3120 | |
| | 2" smooth Steel extra heavy duty tubing (1/4" wall) | 11.5 lb | T2522A2S | \$223 | 22.25" body, 25.87" shaft | SHA2522AT | \$59 | 52-3120 | |
| | 2" smooth Steel light tubing (full shaft) | 5.5 lb | T2522A2L | \$223 | 22.25" body, 25.87" shaft | SHA2522AT | \$59 | 52-3120 | |
| | 2.5" grooved Urethane cast over heavy duty steel tubing | 9 lb | T2522A25CG | \$325 | 22.45" body, 25.87" shaft | SHA2522AT | \$59 | | |
| | 2.5" smooth Urethane cast over heavy duty steel tubing | 9.5 lb | T2522A25C | \$288 | 22.45" body, 25.87" shaft | SHA2522AT | \$59 | | |
| | 2.5" smooth Steel heavy duty tubing (1/8" wall) | 10 lb | T2522A25S | \$250 | 22.25" body, 25.87" shaft | SHA2522AT | \$59 | | |
| Toro 22" GREENSMOWERS - BASKET (Yoke) ROLLERS: series 3, 300, 3000, 3050, 3100, 3150 (with 3/8"-24 tap in shaft ends) | | | | | | | | | |
| (Except TriFlex series as follows: 3200, 3250, 3300, 3320, 3400, 3420 & FLEX 21) | | | | | | | | | |
| | 3" grooved Urethane cast over heavy duty steel tubing | 9 lb | T2520H3CG | \$350 | assembled with body, shaft & bearings & seals | SHA2520HT | \$59 | 52-2720 | |
| | 3" smooth Urethane cast over heavy duty steel tubing | 10.5 lb | T2520H3C | \$350 | assembled with body, shaft & bearings & seals | SHA2520HT | \$59 | 52-2720 | |
| | 3" smooth Steel heavy duty tubing | 11 lb | T2520H3S | \$276 | assembled with body, shaft & bearings & seals | SHA2520HT | \$59 | 52-2720 | |
| | 3.5" smooth Urethane cast over heavy duty steel tubing | 12.5 lb | T2520H7C | \$338 | assembled with body, shaft & bearings & seals | SHA2520HT | \$59 | 52-2720 | |
| Toro 22" TriFlex series GREENSMOWERS - FRONT & BACK ROLLERS: 3200, 3250, 3300, 3320, 3400, 3420 | | | | | | | | | |
| (choose the style to match your needs) (these rollers have solid shaft ends without taps, they do not accommodate yoke ball studs) | | | | | | | | | |
| 4 bodies | 2" smooth Urethane over steel tubing (4 x 5.55" wide bodies) | 8.5 lb | T2522A2C4 | \$467 | 4 independent roller bodies @ 22.3" on a shaft | SHA2522ATN4 | \$72 | | |
| 4 bodies | 2" smooth steel extra duty tubing (4 x 5.55" wide bodies) | 12 lb | T2522A2S4 | \$444 | 4 independent roller bodies @ 22.3" on a shaft | SHA2522ATN4 | \$72 | | |
| 4 bodies | 2" smooth steel light tubing (4 x 5.55" wide bodies) | 7 lb | T2522A2L4 | \$467 | 4 independent roller bodies @ 22.3" on a shaft | SHA2522ATN4 | \$72 | | |
| 4 bodies | 2.5" grooved Urethane over steel: 1" crests etc (5.55" bodies) | 10 lb | T2522A25CG4 | \$500 | 4 independent roller bodies @ 22.3" on a shaft | SHA2522ATN4 | \$72 | | |
| 4 bodies | 2.5" smooth Urethane over steel tubing (4 x 5.55" wide bodies) | 9 lb | T2522A25C4 | \$489 | 4 independent roller bodies @ 22.3" on a shaft | SHA2522ATN4 | \$72 | | |
| 4 bodies | 2.5" smooth steel extra duty tubing (4 x 5.55" wide bodies) | 13 lb | T2522A25S4 | \$489 | 4 independent roller bodies @ 22.3" on a shaft | SHA2522ATN4 | \$72 | | |
| | 2" grooved Urethane cast over heavy duty steel tubing | 7.5 lb | T2522A2CGH | \$280 | 22.45" body, 25.87" shaft | SHA2522AT | \$59 | | |
| | 2" smooth Urethane cast over heavy duty steel tubing | 8 lb | T2522A2C | \$262 | 22.45" body, 25.87" shaft | SHA2522AT | \$59 | 52-3120 | |
| | 2" smooth Steel extra heavy duty tubing (1/4" wall) | 11.5 lb | T2522A2S | \$223 | 22.25" body, 25.87" shaft | SHA2522AT | \$59 | 52-3120 | |
| | 2" smooth Steel light tubing (full shaft) | 5.5 lb | T2522A2L | \$223 | 22.25" body, 25.87" shaft | SHA2522AT | \$59 | 52-3120 | |
| | 2.5" grooved Urethane cast over heavy duty steel tubing | 9 lb | T2522A25CG | \$325 | 22.45" body, 25.87" shaft | SHA2522AT | \$59 | | |
| | 2.5" smooth Urethane cast over heavy duty steel tubing | 9.5 lb | T2522A25C | \$288 | 22.45" body, 25.87" shaft | SHA2522AT | \$59 | 115-7388 | |
| | 2.5" smooth Steel heavy duty tubing (1/8" wall) | 10 lb | T2522A25S | \$250 | 22.25" body, 25.87" shaft | SHA2522AT | \$59 | 115-7388 | |
| | 2" smooth Urethane cast over heavy duty steel tubing | 8 lb | T2421B2C | \$250 | 21.45" body, 24" shaft | SHA2421BT | \$59 | | |
| | 2" smooth Steel extra heavy duty tubing (1/4" wall) | 11.5 lb | T2421B2S | \$223 | 21.25" body, 24" shaft | SHA2421BT | \$59 | | |
| | 2" smooth Steel light tubing (full shaft) | 5.5 lb | T2421B2L | \$223 | 21.25" body, 24" shaft | SHA2421BT | \$59 | | |
| | 2.5" grooved Urethane cast over heavy duty steel tubing | 9 lb | T2421B25CG | \$325 | 21.45" body, 24" shaft | SHA2421BT | \$59 | | |
| | 2.5" smooth Urethane cast over heavy duty steel tubing | 9.5 lb | T2421B25C | \$288 | 21.45" body, 24" shaft | SHA2421BT | \$59 | | |
| | 2.5" smooth Steel heavy duty tubing (1/8" wall) | 10 lb | T2421B25S | \$250 | 21.25" body, 24" shaft | SHA2421BT | \$59 | | |
| Toro GREENSMOWER FLEX 21 & FLEX 2120 - FRONT & BACK ROLLERS (if groomer kit requires tap in ends of shaft, change "A" in part # to "S") | | | | | | | | | |
| 4 bodies | 2" smooth Urethane over steel tubing (4 x 5.55" wide bodies) | 8.5 lb | T2522A2C4 | \$467 | 4 independent roller bodies @ 22.3" oal on a shaft | SHA2522ATN4 | \$72 | | |
| 4 bodies | 2" smooth steel extra duty tubing (4 x 5.55" wide bodies) | 12 lb | T2522A2S4 | \$444 | 4 independent roller bodies @ 22.3" oal on a shaft | SHA2522ATN4 | \$72 | | |
| 4 bodies | 2" smooth steel light tubing (4 x 5.55" wide bodies) | 7 lb | T2522A2L4 | \$467 | 4 independent roller bodies @ 22.3" oal on a shaft | SHA2522ATN4 | \$72 | | |
| 4 bodies | 2.5" grooved Urethane over steel: 1" crests etc (5.55" bodies) | 10 lb | T2522A25CG4 | \$500 | 4 independent roller bodies @ 22.3" oal on a shaft | SHA2522ATN4 | \$72 | | |
| 4 bodies | 2.5" smooth Urethane over steel tubing (4 x 5.55" wide bodies) | 9 lb | T2522A25C4 | \$489 | 4 independent roller bodies @ 22.3" oal on a shaft | SHA2522ATN4 | \$72 | | |
| 4 bodies | 2.5" smooth steel extra duty tubing (4 x 5.55" wide bodies) | 13 lb | T2522A25S4 | \$489 | 4 independent roller bodies @ 22.3" oal on a shaft | SHA2522ATN4 | \$72 | | |
| | 2" grooved Urethane cast over heavy duty steel tubing | 7.5 lb | T2522A2CGH | \$280 | 22.45" body, 25.87" shaft | SHA2522AT | \$59 | | |
| | 2" smooth Urethane cast over heavy duty steel tubing | 8 lb | T2522A2C | \$262 | 22.45" body, 25.87" shaft | SHA2522AT | \$59 | 52-3120 | |
| | 2" smooth Steel extra heavy duty tubing (1/4" wall) | 11.5 lb | T2522A2S | \$223 | 22.25" body, 25.87" shaft | SHA2522AT | \$59 | 52-3120 | |
| | 2" smooth Steel light tubing (full shaft) | 5.5 lb | T2522A2L | \$223 | 22.25" body, 25.87" shaft | SHA2522AT | \$59 | 52-3120 | |
| | 2.5" grooved Urethane cast over heavy duty steel tubing | 9 lb | T2522A25CG | \$325 | 22.45" body, 25.87" shaft | SHA2522AT | \$59 | | |
| | 2.5" smooth Urethane cast over heavy duty steel tubing | 9.5 lb | T2522A25C | \$288 | 22.45" body, 25.87" shaft | SHA2522AT | \$59 | | |
| | 2.5" smooth Steel heavy duty tubing (1/8" wall) | 10 lb | T2522A25S | \$250 | 22.25" body, 25.87" shaft | SHA2522AT | \$59 | | |
| Toro GREENSMOWER FLEX 18 & FLEX 1820 - FRONT & BACK ROLLERS (if groomer kit requires tap in ends of shaft, change "C" in part # to "S") | | | | | | | | | |
| 4 bodies | 2" smooth Urethane over steel tubing (4 x 5.55" wide bodies) | 7.6 lb | T2319C2C4 | \$467 | 4 independent roller bodies on a shaft | SHA2319CTN4 | \$72 | | |
| 4 bodies | 2" smooth steel extra duty tubing (4 x 5.55" wide bodies) | 12 lb | T2319C2S4 | \$444 | 4 independent roller bodies on a shaft | SHA2319CTN4 | \$72 | | |
| 4 bodies | 2" smooth steel light tubing (4 x 5.55" wide bodies) | 7 lb | T2319C2L4 | \$467 | 4 independent roller bodies on a shaft | SHA2319CTN4 | \$72 | | |
| | 2" grooved Urethane cast over heavy duty steel tubing | 6.5 lb | T2319C2CGH | \$280 | 19.45" body | SHA2319CT | \$59 | | |
| | 2" smooth Urethane cast over heavy duty steel tubing | 7.5 lb | T2319C2C | \$262 | 19.45" body | SHA2319CT | \$59 | | |
| | 2" smooth Steel extra heavy duty tubing (1/4" wall) | 10.5 lb | T2319C2S | \$223 | 19.25" body | SHA2319CT | \$59 | | |
| | 2" smooth Steel light tubing (full shaft) | 4.5 lb | T2319C2L | \$223 | 19.25" body | SHA2319CT | \$59 | | |

Toro GM800 18" GREENSMOWER - FRONT & BACK ROLLERS

| | | | | | |
|---|-------------------|--------------|---|-------------|-------------|
| 4 bodies 2" smooth Urethane over steel tubing (4 x 5.55" wide bodies) | 7.6 lb T2219S2C4 | \$467 | 4 independent roller bodies on a shaft | SHA2219STN4 | \$72 |
| 4 bodies 2" smooth steel extra duty tubing (4 x 5.55" wide bodies) | 12 lb T2219S2S4 | \$444 | 4 independent roller bodies on a shaft | SHA2219STN4 | \$72 |
| 4 bodies 2" smooth steel light tubing (4 x 5.55" wide bodies) | 7 lb T2219S2L4 | \$467 | 4 independent roller bodies on a shaft | SHA2219STN4 | \$72 |
| 2" grooved Urethane cast over heavy duty steel tubing | 6.5 lb T2219S2CGH | \$280 | 19.45" body, 22.75" shaft with 3/8"-24 taps in ends | SHA2219ST | \$59 |
| 2" smooth Urethane cast over heavy duty steel tubing | 7.5 lb T2219S2C | \$262 | 19.45" body, 22.75" shaft with 3/8"-24 taps in ends | SHA2219ST | \$59 |
| 2" smooth Steel extra heavy duty tubing (1/4" wall) | 10.5 lb T2219S2S | \$223 | 19.25" body, 22.75" shaft with 3/8"-24 taps in ends | SHA2219ST | \$59 |
| 2" smooth Steel light tubing (full shaft) | 4.5 lb T2219S2L | \$223 | 19.25" body, 22.75" shaft with 3/8"-24 taps in ends | SHA2219ST | \$59 |

Toro GM1600 26" GREENSMOWER - FRONT & BACK ROLLERS

| | | | | | |
|---|-------------------|--------------|--|-------------|-------------|
| 4 bodies 2.5" grooved Urethane over steel: 1" crests etc (5.55" bodies) | 10 lb T3127A25CG4 | \$511 | 4 independent roller bodies on a shaft | SHA3127ATN4 | \$72 |
| 4 bodies 2.5" smooth Urethane over steel tubing (4 x 5.55" wide bodies) | 10 lb T3127A25C4 | \$500 | 4 independent roller bodies on a shaft | SHA3127ATN4 | \$72 |
| 4 bodies 2.5" smooth steel extra duty tubing (4 x 5.55" wide bodies) | 13 lb T3127A25S4 | \$500 | 4 independent roller bodies on a shaft | SHA3127ATN4 | \$72 |
| 2.5" grooved Urethane cast over heavy duty steel tubing | 11 lb T3127A25CG | \$325 | 27.45" body | SHA3127AT | \$59 |
| 2.5" smooth Urethane cast over heavy duty steel tubing | 11 lb T3127A25C | \$288 | 27.45" body | SHA3127AT | \$59 |
| 2.5" smooth Steel heavy duty tubing (1/8" wall) | 11.5 lb T3127A25S | \$250 | 27.25" body | SHA3127AT | \$59 |

Toro 3550D - FRONT ROLLER**(Sectional rollers with 4 bodies also available)**

| | | | | | |
|---|-----------------|--------------|---------------------------|-----------|-------------|
| 2.5" grooved Urethane cast over heavy duty steel tubing | 8 lb T2118T25CG | \$338 | 18.25" body & 21.5" shaft | SHA2118TT | \$59 |
|---|-----------------|--------------|---------------------------|-----------|-------------|

Toro 5100D, 5300D & 223D - FRONT ROLLER**(Sectional rollers with 4 bodies also available)****Combination roller assemblies to diminish effect of reel overlap shadowing are available-please call**

| | | | | | |
|---|------------------|--------------|----------------------------|-----------|---------------------|
| 2.5" grooved Urethane cast over heavy duty steel tubing | 9 lb T2522A25CG | \$325 | 22.45" body & 25.87" shaft | SHA2522AT | \$59 75-1520 |
| 2.5" smooth Urethane cast over heavy duty steel tubing | 9.5 lb T2522A25C | \$288 | 22.45" body & 25.87" shaft | SHA2522AT | \$59 |
| 2.5" smooth Steel heavy duty tubing (1/8" wall) | 10 lb T2522A25S | \$250 | 22.25" body & 25.87" shaft | SHA2522AT | \$59 |

Toro 5100D, 5300D & 223D - BACK ROLLER (2.5" diameter also available)**(Sectional rollers with 4 bodies also available)**

| | | | | | |
|---|-------------------|--------------|-------------|-----------|--------------------|
| 2" grooved Urethane cast over heavy duty steel tubing | 6.5 lb T2319A2CGH | \$280 | 19.45" body | SHA2319AT | \$59 |
| 2" smooth Urethane cast over heavy duty steel tubing | 7.5 lb T2319A2C | \$262 | 19.45" body | SHA2319AT | \$59 940694 |
| 2" smooth Steel extra heavy duty tubing (1/4" wall) | 10.5 lb T2319A2S | \$223 | 19.25" body | SHA2319AT | \$59 940694 |
| 2" smooth Steel light tubing (full shaft) | 4.5 lb T2319A2L | \$223 | 19.25" body | SHA2319AT | \$59 |

Toro 5200D, 5210D, 5400D, 5410D, 5510D & 5610D - FRONT ROLLER**(Sectional rollers with 4 bodies also available)****Combination roller assemblies to diminish effect of reel overlap shadowing are available-please call**

| | | | | | |
|---|------------------|--------------|------------------------|-----------|----------------------|
| 3" grooved Urethane cast over heavy duty steel tubing | 9.5 lb T2722A3CG | \$375 | 22.45" body, 27" shaft | SHA2722AT | \$59 1009906 |
| 3" smooth Urethane cast over heavy duty steel tubing | 12 lb T2722A3C | \$350 | 22.45" body, 27" shaft | SHA2722AT | \$59 99-5749 |
| 3" smooth Steel heavy duty tubing (1/8" wall) | 11.5 lb T2722A3S | \$276 | 22.25" body, 27" shaft | SHA2722AT | \$59 99-5749 |
| 3" grooved Urethane cast over heavy duty steel tubing | 9.5 lb T2724A3CG | \$375 | 24.45" body, 27" shaft | SHA2724AT | \$59 114-5400 |
| 3" smooth Urethane cast over heavy duty steel tubing | 12 lb T2724A3C | \$350 | 24.45" body, 27" shaft | SHA2724AT | \$59 |
| 3" smooth Steel heavy duty tubing (1/8" wall) | 11.5 lb T2724A3S | \$273 | 24.25" body, 27" shaft | SHA2724AT | \$59 99-5749 |

Toro 5200D, 5210D, 5400D, 5410D, 5510D & 5610D - BACK ROLLER**(Sectional rollers with 4 bodies also available)**

| | | | | | |
|---|-------------------|--------------|---------------------------|-----------|----------------------|
| 3" grooved Urethane cast over heavy duty steel tubing | 9.5 lb T2522C3CG | \$391 | 22.45" body, 25.5" shaft | SHA2522CT | \$59 |
| 3" smooth Urethane cast over heavy duty steel tubing | 12 lb T2522C3C | \$350 | 22.45" body, 25.5" shaft | SHA2522CT | \$59 |
| 3" smooth Steel heavy duty tubing (1/8" wall) | 11.5 lb T2522C3S | \$273 | 22.25" body, 25.5" shaft | SHA2522CT | \$59 |
| 2.5" grooved Urethane cast over heavy duty steel tubing | 8.5 lb T2522C25CG | \$325 | 22.45" body, 25.5" shaft | SHA2522CT | \$59 |
| 2.5" smooth Urethane cast over heavy duty steel tubing | 9.5 lb T2522C25C | \$288 | 22.45" body, 25.5" shaft | SHA2522CT | \$59 114-5406 |
| 2.5" smooth Steel heavy duty tubing (1/8" wall) | 10 lb T2522C25S | \$250 | 22.25" body, 25.5" shaft | SHA2522CT | \$59 114-5406 |
| 2.5" grooved Urethane cast over heavy duty steel tubing | 8.5 lb T2521C25CG | \$325 | 21.45" body, 25.5" shaft | SHA2521CT | \$59 |
| 2.5" smooth Urethane cast over heavy duty steel tubing | 9.5 lb T2521C25C | \$288 | 21.45" body, 25.5" shaft | SHA2521CT | \$59 114-5406 |
| 2.5" smooth Steel heavy duty tubing (1/8" wall) | 10 lb T2521C25S | \$250 | 21.25" body, 25.5" shaft | SHA2521CT | \$59 114-5406 |
| 2.5" grooved Urethane cast over heavy duty steel tubing | 8.5 lb T2321A25CG | \$325 | 21.45" body, 23.75" shaft | SHA2321AT | \$59 |
| 2.5" smooth Urethane cast over heavy duty steel tubing | 9.5 lb T2321A25C | \$288 | 21.45" body, 23.75" shaft | SHA2321AT | \$59 |
| 2.5" smooth Steel heavy duty tubing (1/8" wall) | 9.2 lb T2321A25S | \$250 | 21.25" body, 23.75" shaft | SHA2321AT | \$59 |
| 2" smooth Urethane cast over heavy duty steel tubing | 8 lb T2321A2C | \$250 | 21.45" body, 23.75" shaft | SHA2321AT | \$59 |
| 2" smooth Steel extra heavy duty tubing (1/4" wall) | 11.5 lb T2321A2S | \$223 | 21.25" body, 23.75" shaft | SHA2321AT | \$59 |
| 2" smooth Steel light tubing (full shaft) | 5.5 lb T2321A2L | \$223 | 21.25" body, 23.75" shaft | SHA2321AT | \$59 |
| 3" grooved Urethane cast over heavy duty steel tubing | 9 lb T2519A3CG | \$375 | 19.45" body, 25" shaft | SHA2519AT | \$59 |
| 3" smooth Urethane cast over heavy duty steel tubing | 11 lb T2519A3C | \$350 | 19.45" body, 25" shaft | SHA2519AT | \$59 |
| 3" smooth Steel heavy duty tubing (1/8" wall) | 11 lb T2519A3S | \$273 | 19.25" body, 25" shaft | SHA2519AT | \$59 |
| 2.5" grooved Urethane cast over heavy duty steel tubing | 8 lb T2519A25CG | \$325 | 19.45" body, 25" shaft | SHA2519AT | \$59 |
| 2.5" smooth Urethane cast over heavy duty steel tubing | 9 lb T2519A25C | \$288 | 19.45" body, 25" shaft | SHA2519AT | \$59 |
| 2.5" smooth Steel heavy duty tubing (1/8" wall) | 9 lb T2519A25S | \$250 | 19.25" body, 25" shaft | SHA2519AT | \$59 |
| 2" grooved Urethane cast over heavy duty steel tubing | 6.5 lb T2519A2CGH | \$280 | 19.45" body, 25" shaft | SHA2519AT | \$59 |
| 2" smooth Urethane cast over heavy duty steel tubing | 7.5 lb T2519A2C | \$262 | 19.45" body, 25" shaft | SHA2519AT | \$59 |
| 2" smooth Steel extra heavy duty tubing (1/4" wall) | 10.5 lb T2519A2S | \$223 | 19.25" body, 25" shaft | SHA2519AT | \$59 |
| 2" smooth Steel light tubing (full shaft) | 4.5 lb T2519A2L | \$223 | 19.25" body, 25" shaft | SHA2519AT | \$59 |
| 2.5" grooved Urethane cast over heavy duty steel tubing | 8 lb T2319A25CG | \$325 | 19.45" body, 23" shaft | SHA2319AT | \$59 |
| 2.5" smooth Urethane cast over heavy duty steel tubing | 9 lb T2319A25C | \$288 | 19.45" body, 23" shaft | SHA2319AT | \$59 |
| 2.5" smooth Steel heavy duty tubing (1/8" wall) | 9 lb T2319A25S | \$250 | 19.25" body, 23" shaft | SHA2319AT | \$59 |
| 2" grooved Urethane cast over heavy duty steel tubing | 6.5 lb T2319A2CGH | \$280 | 19.45" body, 23" shaft | SHA2319AT | \$59 |
| 2" smooth Urethane cast over heavy duty steel tubing | 7.5 lb T2319A2C | \$262 | 19.45" body, 23" shaft | SHA2319AT | \$59 940694 |
| 2" smooth Steel extra heavy duty tubing (1/4" wall) | 10.5 lb T2319A2S | \$223 | 19.25" body, 23" shaft | SHA2319AT | \$59 940694 |
| 2" smooth Steel light tubing (full shaft) | 4.5 lb T2319A2L | \$223 | 19.25" body, 23" shaft | SHA2319AT | \$59 |

| Toro 5500D, 6500D & 6700D - FRONT & BACK ROLLERS | | | | (Sectional rollers with 4 bodies also available) | | | |
|--|---------|---------------|-------|---|-------------|------|-------------------------------|
| 3" grooved Urethane cast over heavy duty steel tubing | 9.5 lb | T2722A3CG | \$375 | 22.45" body, 27" shaft | SHA2722AT | \$59 | 1009906 |
| 3" smooth Urethane cast over heavy duty steel tubing | 12 lb | T2722A3C | \$350 | 22.45" body, 27" shaft | SHA2722AT | \$59 | 99-5749 |
| 3" smooth Steel heavy duty tubing (1/8" wall) | 11.5 lb | T2722A3S | \$276 | 22.25" body, 27" shaft | SHA2722AT | \$59 | 99-5749 |
| 3" grooved Urethane cast over heavy duty steel tubing | 9.5 lb | T2724A3CG | \$375 | 24.45" body, 27" shaft | SHA2724AT | \$59 | 114-5400 |
| 3" smooth Urethane cast over heavy duty steel tubing | 12 lb | T2724A3C | \$350 | 24.45" body, 27" shaft | SHA2724AT | \$59 | 99-5749 |
| 3" smooth Steel heavy duty tubing (1/8" wall) | 11.5 lb | T2724A3S | \$273 | 24.25" body, 27" shaft | SHA2724AT | \$59 | 99-5749 |
| To diminish instances of shadowing lines due to overlap of reels | | | | call for proper application specifics | | | |
| 3 section 3" grooved Urethane with 2" wide smooth ends | 9.5 lb | T2722A3CG.22C | \$567 | front roller for rear mower heads-use with T2719A3C | SHA2722AT | \$59 | |
| 3" smooth Urethane cast over heavy duty steel tubing | 11 lb | T2719A3C | \$350 | back roller for rear mower heads-use with T2722A3CG.22C | SHA2719AT | \$59 | |
| (please confirm diameter of body and length of shaft required to fit BACK ROLLER) | | | | | | | |
| 3" grooved Urethane cast over heavy duty steel tubing | 9.5 lb | T2522A3CG | \$375 | 22.45" body, 25.87" shaft | SHA2522AT | \$59 | |
| 3" smooth Urethane cast over heavy duty steel tubing | 12 lb | T2522A3C | \$350 | 22.45" body, 25.87" shaft | SHA2522AT | \$59 | |
| 3" smooth Steel heavy duty tubing (1/8" wall) | 11.5 lb | T2522A3S | \$273 | 22.25" body, 25.87" shaft | SHA2522AT | \$59 | |
| 2.5" Combination roller assemblies to diminish effect of reel overlap shadowing are available-please call | | | | | | | |
| 2.5" grooved Urethane cast over heavy duty steel tubing | 9 lb | T2522A25CG | \$325 | 22.45" body, 25.87" shaft | SHA2522AT | \$59 | |
| 2.5" smooth Urethane cast over heavy duty steel tubing | 9.5 lb | T2522A25C | \$288 | 22.45" body, 25.87" shaft | SHA2522AT | \$59 | |
| 2.5" smooth Steel heavy duty tubing (1/8" wall) | 10 lb | T2522A25S | \$250 | 22.25" body, 25.87" shaft | SHA2522AT | \$59 | |
| 2.5" grooved Urethane cast over heavy duty steel tubing | 9 lb | T2422A25CG | \$325 | 22.45" body, 24.5" shaft | SHA2422AT | \$59 | |
| 2.5" smooth Urethane cast over heavy duty steel tubing | 9.5 lb | T2422A25C | \$288 | 22.45" body, 24.5" shaft | SHA2422AT | \$59 | |
| 2.5" smooth Steel heavy duty tubing (1/8" wall) | 10 lb | T2422A25S | \$250 | 22.25" body, 24.5" shaft | SHA2422AT | \$59 | |
| 2.5" grooved Urethane cast over heavy duty steel tubing | 8.5 lb | T2421A25CG | \$325 | 21.45" body, 24.5" shaft | SHA2421AT | \$59 | |
| 2.5" smooth Urethane cast over heavy duty steel tubing | 9.5 lb | T2421A25C | \$288 | 21.45" body, 24.5" shaft | SHA2421AT | \$59 | |
| 2.5" smooth Steel heavy duty tubing (1/8" wall) | 10 lb | T2421A25S | \$250 | 21.25" body, 24.5" shaft | SHA2421AT | \$59 | |
| 2.5" grooved Urethane cast over heavy duty steel tubing | 8 lb | T2519A25CG | \$325 | 19.45" body, 25" shaft | SHA2519AT | \$59 | |
| 2.5" smooth Urethane cast over heavy duty steel tubing | 9 lb | T2519A25C | \$288 | 19.45" body, 25" shaft | SHA2519AT | \$59 | |
| 2.5" smooth Steel heavy duty tubing (1/8" wall) | 9 lb | T2519A25S | \$250 | 19.25" body, 25" shaft | SHA2519AT | \$59 | |
| 2.5" grooved Urethane cast over heavy duty steel tubing | 8 lb | T2419A25CG | \$325 | 19.45" body, 24.5" shaft | SHA2419AT | \$59 | |
| 2.5" smooth Urethane cast over heavy duty steel tubing | 9 lb | T2419A25C | \$288 | 19.45" body, 24.5" shaft | SHA2419AT | \$59 | |
| 2.5" smooth Steel heavy duty tubing (1/8" wall) | 9 lb | T2419A25S | \$250 | 19.25" body, 24.5" shaft | SHA2419AT | \$59 | |
| Toro 27" SIDEWINDER REEL MOWERS: 2000D, 2300D, 3100D & 216 - FRONT & BACK ROLLERS | | | | (Sectional rollers with 4 bodies also available) | | | |
| 2.5" grooved Urethane cast over heavy duty steel tubing | 10 lb | T3026D25CG | \$325 | 26.45" body, 30" shaft | SHA3026DT | \$59 | 92-7410, 104-1385 |
| 2.5" smooth Urethane cast over heavy duty steel tubing | 11 lb | T3026D25C | \$288 | 26.45" body, 30" shaft | SHA3026DT | \$59 | 61-0410 |
| 2.5" smooth Steel heavy duty tubing (1/8" wall) | 11.5 lb | T3026D25S | \$250 | 26.25" body, 30" shaft | SHA3026DT | \$59 | 61-0410 |
| 3" grooved Urethane cast over heavy duty steel tubing | 12.5 lb | T3026D3CG | \$375 | 26.45" body, 30" shaft | SHA3026DT | \$59 | |
| 3" smooth Urethane cast over heavy duty steel tubing | 13 lb | T3026D3C | \$350 | 26.45" body, 30" shaft | SHA3026DT | \$59 | |
| 3" smooth Steel heavy duty tubing (1/8" wall) | 13 lb | T3026D3S | \$273 | 26.25" body, 30" shaft | SHA3026DT | \$59 | |
| 2.5" grooved Urethane cast over heavy duty steel tubing | 10.3 lb | T3227D25CG | \$338 | 27.45" body, 32" shaft | SHA3227DT | \$59 | front 114-9383, back 112-8915 |
| 2.5" smooth Urethane cast over heavy duty steel tubing | 11 lb | T3227D25C | \$300 | 27.45" body, 32" shaft | SHA3227DT | \$59 | front 114-9383, back 112-8915 |
| 3" grooved Urethane cast over heavy duty steel tubing | 12.8 lb | T3227D3CG | \$375 | 27.45" body, 32" shaft | SHA3227DT | \$59 | front 114-9383, back 112-8915 |
| 3" smooth Urethane cast over heavy duty steel tubing | 13.3 lb | T3227D3C | \$350 | 27.45" body, 32" shaft | SHA3227DT | \$59 | front 114-9383, back 112-8915 |
| 3" smooth Steel heavy duty tubing (1/8" wall) | 13.3 lb | T3227D3S | \$273 | 27.25" body, 32" shaft | SHA3227DT | \$59 | front 114-9383, back 112-8915 |
| Toro 32" SIDEWINDER REEL MOWERS: 3100D & 2600D & 2300D - FRONT ROLLER (check length of body and shaft to match your requirements) | | | | | | | |
| 3" grooved Urethane cast over heavy duty steel tubing | 14 lb | T3431U3CG | \$388 | 31.45" body, 34.5" shaft | SHA3431UT | \$59 | 94-4993, 104-1388 |
| 3" smooth Steel heavy duty tubing (1/8" wall) | 15 lb | T3431U3S | \$300 | 31.25" body, 34.5" shaft | SHA3431UT | \$59 | |
| 3" grooved Urethane cast over heavy duty steel tubing | 14 lb | T3632U3CG | \$388 | 32.45" body, 36" shaft | SHA3632UT | \$59 | 94-4993, 104-1388 |
| 3" smooth Steel heavy duty tubing (1/8" wall) | 15 lb | T3632U3S | \$300 | 32.25" body, 36" shaft | SHA3632UT | \$59 | |
| 2.5" smooth Steel heavy duty tubing (1/8" wall) | 12.5 lb | T3431U25S | \$288 | 31.25" body, 34.5" shaft | SHA3431UT | \$59 | |
| Toro 32" SIDEWINDER REEL MOWERS: 3100D & 2600D & 2300D - BACK ROLLER | | | | | | | |
| 3" smooth Urethane cast over heavy duty steel tubing | 15 lb | T3429U3C | \$350 | 29.45" body, 34.5" shaft | SHA3429UT | \$59 | |
| 3" smooth Steel heavy duty tubing (1/8" wall) | 14.5 lb | T3429U3S | \$288 | 29.25" body, 34.5" shaft | SHA3429UT | \$59 | |
| 2.5" smooth Urethane cast over heavy duty steel tubing | 12.5 lb | T3429U25C | \$300 | 29.45" body, 34.5" shaft | SHA3429UT | \$59 | 94-4982 |
| 2.5" smooth Steel heavy duty tubing (1/8" wall) | 12.5 lb | T3429U25S | \$288 | 29.25" body, 34.5" shaft | SHA3429UT | \$59 | 94-4982 |
| Toro REEL MOWERS: 4500D, 4300D, 4000D, 3500D, 450D, 335D & 350D - FRONT ROLLER | | | | | | | |
| 3" grooved Urethane cast over heavy duty steel tubing | 14.5 lb | T3732K3CG | \$375 | Replacement for OEM rollers with 36" or 37" shaft | SHA3732KT | \$59 | |
| 3" smooth Steel heavy duty tubing (1/8" wall) | 16 lb | T3732K3S | \$300 | Replacement for OEM rollers with 36" or 37" shaft | SHA3732KT | \$59 | |
| 3" grooved Urethane cast over heavy duty steel tubing | 13.5 lb | T3229T3CG | \$375 | Replacement for OEM rollers with 32" shaft | SHA3229TT | \$59 | |
| 3" smooth Urethane cast over heavy duty steel tubing | 15 lb | T3229T3C | \$350 | Replacement for OEM rollers with 32" shaft | SHA3229TT | \$59 | |
| 3" smooth Steel heavy duty tubing (1/8" wall) | 15 lb | T3229T3S | \$276 | Replacement for OEM rollers with 32" shaft | SHA3229TT | \$59 | |
| Toro REEL MOWERS: 4500D, 4000D, 3500D, 450D, 335D, & 350D - BACK ROLLER | | | | | | | |
| 3" smooth Urethane cast over heavy duty steel tubing | 15 lb | T3429K3C | \$350 | 29.45" body | SHA3429KT | \$59 | |
| 3" smooth Steel heavy duty tubing (1/8" wall) | 15 lb | T3429K3S | \$263 | 29.25" body | SHA3429KT | \$59 | |
| 3.5" smooth Urethane cast over heavy duty steel tubing | 18 lb | T3429K7C | \$425 | 29.45" body | SHA3429KT | \$59 | 59-5630 |
| 4" smooth Urethane cast over heavy duty steel tubing | 30 lb | T3429K4C | \$500 | 29.45" body | SHA3429KT | \$59 | |
| 4" smooth Steel heavy duty tubing (1/8" wall) | 29 lb | T3429K4S | \$450 | 29.25" body | SHA3429KT | \$59 | |
| Toro REEL MOWERS: SPARTAN FAIRWAY, REELMASTER GANG, TURF PRO & PARKMASTER GANG | | | | | | | |
| 3" smooth Urethane cast over heavy duty steel tubing | 14 lb | T3227J3C | \$350 | 27.45" body | SHA3227JT | \$59 | |
| 3" smooth Steel heavy duty tubing (1/8" wall) | 13.5 lb | T3227J3S | \$276 | 27.25" body | SHA3227JT | \$59 | 8-3990 |
| 3.5" smooth Urethane cast over heavy duty steel tubing | 17 lb | T3227J7C | \$425 | 27.45" body | SHA3227JT | \$59 | 8-3990, 5-3939 |
| 4" smooth Steel heavy duty tubing (1/8" wall) | 27 lb | T3227J4S | \$450 | 27.25" body | SHA3227JT | \$59 | |
| Toro ROTARY DECK 4500D, 4700D, 3500D & 3505D - FRONT ROLLER (includes our Competition™ bearings, seals and roller shaft) | | | | | | | |
| 5" grooved Urethane cast over steel tubing w/ bearings/seals | 5 lb | T0505G5CG3 | \$276 | do not need OEM 5/8" dia. bolt | SHA0505GT | \$59 | 104-1092 + 115-3412 |
| 5" smooth Urethane over steel tubing (5.2" wide body) | 5 lb | T0505G5C | \$188 | do not need OEM 5/8" dia. bolt | SHA0505GT | \$59 | 104-1092 + 115-3412+115-3418 |
| Toro ROTARY DECK 4500D, 4700D, 3500D & 3505D - BACK ROLLER | | | | | | | |
| 5 bodies 3" grooved Urethane over steel tubing (5 x 5.2" wide bodies) | 13.5 lb | T3329A3CG5 | \$657 | non-stripping, for tight turns & ground undulations | SHA3329ATN5 | \$72 | |
| 5 bodies 3" smooth Urethane over steel tubing (5 x 5.2" wide bodies) | 14 lb | T3329A3C5 | \$657 | non-stripping, for tight turns & ground undulations | SHA3329ATN5 | \$72 | |
| 2 bodies 3" grooved Urethane over steel tubing (2 x 5.2" wide bodies) | 10.5 lb | T3305A3CGI | \$450 | non-stripping, allows better air flow | SHA3305ATN | \$72 | |
| 2 bodies 3" smooth Urethane over steel tubing (2 x 4" wide bodies) | 11 lb | T3304A3Ct | \$413 | non-stripping, allows better air flow | SHA3304ATN | \$72 | |
| 2 bodies 3" smooth Steel heavy duty tubing (2 x 4" wide bodies) | 12 lb | T3304A3St | \$375 | non-stripping, allows better air flow | SHA3304ATN | \$72 | |
| 3" grooved Urethane cast over heavy duty steel tubing | 13.5 lb | T3329A3CG | \$375 | non-stripping, allows better air flow | SHA3329AT | \$59 | |
| 3" smooth Urethane cast over heavy duty steel tubing | 15 lb | T3329A3C | \$350 | 29.45" body | SHA3329AT | \$59 | 112-5265 |
| 3" smooth Steel heavy duty tubing (1/8" wall) | 15 lb | T3329A3S | \$276 | 29.25" body | SHA3329AT | \$59 | 112-5265 |
| 3.5" smooth Urethane cast over heavy duty steel tubing | 18 lb | T3329A7C | \$425 | 29.45" body | SHA3329AT | \$59 | |
| Toro ROTARY DECK 4300D - FRONT ROLLER (with extended shaft) (includes our Competition™ bearings, seals and roller shaft) | | | | | | | |
| 5" grooved Urethane cast over steel tubing w/ bearings/seals | 5 lb | T0705G5CG3 | \$276 | 3 large machined grooves in roller body | SHA0705GT | \$59 | 115-3418 + 114-0430 |
| 5" smooth Urethane over steel tubing (5.2" wide body) | 5.5 lb | T0705G5C | \$188 | do not need OEM 5/8" dia. bolt | SHA0705GT | \$59 | 115-3418 + 114-0430 |
| Toro ROTARY DECK 4300D - BACK ROLLER (3.5" dia. rollers may be available-please call) | | | | | | | |
| 4 bodies 3" grooved Urethane over steel tubing (4 x 5.2" wide bodies) | 12.5 lb | T2824K3CG4 | \$612 | non-stripping, for tight turns & ground undulations | SHA2824KTN4 | \$72 | |
| 4 bodies 3" smooth Urethane over steel tubing (4 x 5.2" wide bodies) | 13.5 lb | T2824K3C4 | \$612 | non-stripping, for tight turns & ground undulations | SHA2824KTN4 | \$72 | |
| 2 bodies 3" grooved Urethane over steel tubing (2 x 5.2" wide bodies) | 10.5 lb | T2805K3CGt | \$450 | non-stripping, allows better air flow | SHA2805KTN | \$72 | |
| 2 bodies 3" smooth Urethane over steel tubing (2 x 4" wide bodies) | 11 lb | T2804K3Ct | \$413 | non-stripping, allows better air flow | SHA2804KTN | \$72 | |
| 2 bodies 3" smooth Steel heavy duty tubing (2 x 4" wide bodies) | 12 lb | T2804K3St | \$375 | non-stripping, allows better air flow | SHA2804KTN | \$72 | |
| 3" grooved Urethane cast over heavy duty steel tubing | 11 lb | T2824K3CG | \$375 | 24.45" body | SHA2824KT | \$59 | |
| 3" smooth Urethane cast over heavy duty steel tubing | 12 lb | T2824K3C | \$350 | 24.45" body | SHA2824KT | \$59 | 108-7387 |
| 3" smooth Steel heavy duty tubing (1/8" wall) | 11 lb | T2824K3S | \$276 | 24.25" body | SHA2824KT | \$59 | 108-7387 |

for RANSOMES mowers

RANSOMES ALL 22" GREENSPLEX & E-PLEX - FRONT ROLLER

| | | | | | | | | |
|----------|--|---------|-------------|--------------|---|-----------|-------------|----------------|
| 4 bodies | 2" smooth Urethane over steel tubing (4 x 5.55" wide bodies) | 8.5 lb | R2522A2C4 | \$467 | 4 independent roller bodies @22.3" oal on a shaft | SHA2522AJ | \$59 | |
| 4 bodies | 2" smooth steel extra duty tubing (4 x 5.55" wide bodies) | 12 lb | R2522A2S4 | \$444 | 4 independent roller bodies @22.3" oal on a shaft | SHA2522AJ | \$59 | |
| 4 bodies | 2" smooth steel light tubing (4 x 5.55" wide bodies) | 7 lb | R2522A2L4 | \$467 | 4 independent roller bodies @22.3" oal on a shaft | SHA2522AJ | \$59 | |
| 4 bodies | 2.5" grooved Urethane over steel: 1" crests etc (5.55" bodies) | 10.5 lb | R2522A25CG4 | \$500 | 4 independent roller bodies @22.3" oal on a shaft | SHA2522AJ | \$59 | 68673 |
| 4 bodies | 2.5" smooth Urethane over steel tubing (4 x 5.55" wide bodies) | 8.5 lb | R2522A25C4 | \$489 | 4 independent roller bodies @22.3" oal on a shaft | SHA2522AJ | \$59 | |
| 4 bodies | 2.5" smooth steel extra duty tubing (4 x 5.55" wide bodies) | 12 lb | R2522A25S4 | \$489 | 4 independent roller bodies @22.3" oal on a shaft | SHA2522AJ | \$59 | |
| | 2" grooved Urethane cast over heavy duty steel tubing | 7.5 lb | R2522A2CGH | \$280 | 22.45" body | SHA2522AJ | \$59 | 68527 |
| | 2" smooth Urethane cast over heavy duty steel tubing | 8 lb | R2522A2C | \$262 | 22.45" body | SHA2522AJ | \$59 | |
| | 2" smooth Steel extra heavy duty tubing (1/4" wall) | 11.5 lb | R2522A2S | \$223 | 22.25" body | SHA2522AJ | \$59 | 68641 |
| | 2" smooth Steel light tubing (full shaft) | 5.5 lb | R2522A2L | \$223 | 22.25" body | SHA2522AJ | \$59 | 1004991, 68530 |
| | 2.5" grooved Urethane cast over heavy duty steel tubing | 9 lb | R2522A25CG | \$325 | 22.45" body | SHA2522AJ | \$59 | |
| | 2.5" smooth Urethane cast over heavy duty steel tubing | 9.5 lb | R2522A25C | \$288 | 22.45" body | SHA2522AJ | \$59 | |
| | 2.5" smooth Steel heavy duty tubing (1/8" wall) | 10 lb | R2522A25S | \$250 | 22.25" body | SHA2522AJ | \$59 | |

RANSOMES 300 & 500 GREENSMOWERS - BACK ROLLER

| | | | | | | | | |
|----------|--|---------|------------|--------------|---|-----------|-------------|---------|
| 4 bodies | 2" smooth Urethane over steel tubing (4 x 5.55" wide bodies) | 8.5 lb | R2422S2C4 | \$467 | 4 independent bodies @22.3" oal on a shaft with 3/8"-24 taps | SHA2422SJ | \$59 | |
| 4 bodies | 2" smooth steel extra duty tubing (4 x 5.55" wide bodies) | 12 lb | R2422S2S4 | \$444 | 4 independent bodies @22.3" oal on a shaft with 3/8"-24 taps | SHA2422SJ | \$59 | |
| 4 bodies | 2" smooth steel light tubing (4 x 5.55" wide bodies) | 7 lb | R2422S2L4 | \$467 | 4 independent bodies @22.3" oal on a shaft with 3/8"-24 taps | SHA2422SJ | \$59 | |
| 4 bodies | 2" smooth Urethane over steel tubing (4 x 5.55" wide bodies) | 8.5 lb | R2422G2C4 | \$467 | 4 independent bodies @22.3" oal on a shaft with 7/16"-20 taps | SHA2422GJ | \$59 | |
| 4 bodies | 2" smooth steel extra duty tubing (4 x 5.55" wide bodies) | 12 lb | R2422G2S4 | \$444 | 4 independent bodies @22.3" oal on a shaft with 7/16"-20 taps | SHA2422GJ | \$59 | |
| 4 bodies | 2" smooth steel light tubing (4 x 5.55" wide bodies) | 7 lb | R2422G2L4 | \$467 | 4 independent bodies @22.3" oal on a shaft with 7/16"-20 taps | SHA2422GJ | \$59 | |
| | 2" grooved Urethane cast over heavy duty steel tubing | 7.5 lb | R2422S2CGH | \$280 | 22.45" body, 3/8"-24 taps in shaft ends | SHA2422SJ | \$59 | |
| | 2" smooth Urethane cast over heavy duty steel tubing | 8 lb | R2422S2C | \$262 | 22.45" body, 3/8"-24 taps in shaft ends | SHA2422SJ | \$59 | LMSE079 |
| | 2" smooth Steel extra heavy duty tubing (1/4" wall) | 11.5 lb | R2422S2S | \$223 | 22.25" body, 3/8"-24 taps in shaft ends | SHA2422SJ | \$59 | 1000770 |
| | 2" smooth Steel light tubing (full shaft) | 5.5 lb | R2422S2L | \$223 | 22.25" body, 3/8"-24 taps in shaft ends | SHA2422SJ | \$59 | 1004990 |
| | 2" grooved Urethane cast over heavy duty steel tubing | 7.5 lb | R2422G2CGH | \$280 | 22.45" body, 7/16"-20 taps in shaft ends | SHA2422GJ | \$59 | |
| | 2" smooth Urethane cast over heavy duty steel tubing | 8 lb | R2422G2C | \$262 | 22.45" body, 7/16"-20 taps in shaft ends | SHA2422GJ | \$59 | |
| | 2" smooth Steel extra heavy duty tubing (1/4" wall) | 11.5 lb | R2422G2S | \$223 | 22.25" body, 7/16"-20 taps in shaft ends | SHA2422GJ | \$59 | |
| | 2" smooth Steel light tubing (full shaft) | 5.5 lb | R2422G2L | \$223 | 22.25" body, 7/16"-20 taps in shaft ends | SHA2422GJ | \$59 | |

RANSOMES MOTOR 180D, 180 TRIPLEX & TRIPLE 18 - ALL ROLLERS

| | | | | | | | | |
|--|---|---------|------------|--------------|-----------------------------|-----------|-------------|---------|
| | 2.5" grooved Urethane cast over heavy duty steel tubing | 9 lb | R2826G25CG | \$325 | 7/16"-20 taps in shaft ends | SHA2826GR | \$59 | |
| | 2.5" smooth Urethane cast over heavy duty steel tubing | 11.5 lb | R2826G25C | \$288 | 7/16"-20 taps in shaft ends | SHA2826GR | \$59 | A896305 |
| | 2.5" smooth Steel heavy duty tubing (1/8" wall) | 12 lb | R2826G25S | \$250 | 7/16"-20 taps in shaft ends | SHA2826GR | \$59 | A896305 |

RANSOMES 250 LIGHTWEIGHT FAIRWAY - 33 HP/ 6" DIA. REELS - ALL ROLLERS

| | | | | | | | | |
|--|---|-------|-----------|--------------|--|-----------|-------------|--|
| | 3" grooved Urethane cast over heavy duty steel tubing | 13 lb | R2722R3CG | \$375 | | SHA2722RR | \$59 | |
| | 3" smooth Urethane cast over heavy duty steel tubing | 15 lb | R2722R3C | \$350 | | SHA2722RR | \$59 | |
| | 3" smooth Steel heavy duty tubing | 15 lb | R2722R3S | \$276 | | SHA2722RR | \$59 | |

RANSOMES 250 LIGHTWEIGHT FAIRWAY - 28 HP/ 2WD REELS - FRONT ROLLER

| | | | | | | | | |
|--|---|-------|-----------|--------------|--|-----------|-------------|--|
| | 3" grooved Urethane cast over heavy duty steel tubing | 13 lb | R2622A3CG | \$375 | | SHA2622AR | \$59 | |
| | 3" smooth Urethane cast over heavy duty steel tubing | 15 lb | R2622A3C | \$350 | | SHA2622AR | \$59 | |
| | 3" smooth Steel heavy duty tubing | 15 lb | R2622A3S | \$276 | | SHA2622AR | \$59 | |

RANSOMES 250 LIGHTWEIGHT FAIRWAY - 23 HP/ 5" DIA. REELS - FRONT ROLLER

| | | | | | | | | |
|--|---|-------|-----------|--------------|--|-----------|-------------|---------|
| | 3" grooved Urethane cast over heavy duty steel tubing | 13 lb | R2722A3CG | \$375 | | SHA2722AR | \$59 | 2206098 |
| | 3" smooth Urethane cast over heavy duty steel tubing | 15 lb | R2722A3C | \$350 | | SHA2722AR | \$59 | 2206099 |
| | 3" smooth Steel heavy duty tubing | 15 lb | R2722A3S | \$276 | | SHA2722AR | \$59 | 2206099 |

RANSOMES 250 LIGHTWEIGHT FAIRWAY - 23 HP/ 5" DIA. REELS - BACK ROLLER

| | | | | | | | | |
|--|---|--------|------------|--------------|-----------------------------|-----------|-------------|--|
| | 2.5" grooved Urethane cast over heavy duty steel tubing | 9 lb | R2421S25CG | \$325 | 3/8"-24 taps in shaft ends | SHA2421SJ | \$59 | |
| | 2.5" smooth Urethane cast over heavy duty steel tubing | 9.5 lb | R2421S25C | \$288 | 3/8"-24 taps in shaft ends | SHA2421SJ | \$59 | |
| | 2.5" smooth Steel extra heavy duty tubing (1/4" wall) | 10 lb | R2421S25S | \$250 | 3/8"-24 taps in shaft ends | SHA2421SJ | \$59 | |
| | 2.5" grooved Urethane cast over heavy duty steel tubing | 9 lb | R2421G25CG | \$325 | 7/16"-20 taps in shaft ends | SHA2421GJ | \$59 | |
| | 2.5" smooth Urethane cast over heavy duty steel tubing | 8 lb | R2421G25C | \$288 | 7/16"-20 taps in shaft ends | SHA2421GJ | \$59 | |
| | 2.5" smooth Steel extra heavy duty tubing (1/4" wall) | 12 lb | R2421G25S | \$250 | 7/16"-20 taps in shaft ends | SHA2421GJ | \$59 | |

RANSOMES 26" FAIRWAY 300, 305, 405 & 26" T-PLEX 185D - ALL ROLLERS

| | | | | | | | | |
|--|---|-------|-----------|--------------|--|-----------|-------------|--|
| | 3" grooved Urethane cast over heavy duty steel tubing | 13 lb | R3026T3CG | \$375 | | SHA3026TR | \$59 | |
| | 3" smooth Urethane cast over heavy duty steel tubing | 15 lb | R3026T3C | \$350 | | SHA3026TR | \$59 | |
| | 3" smooth Steel heavy duty tubing | 15 lb | R3026T3S | \$276 | | SHA3026TR | \$59 | |

RANSOMES 30" T-PLEX 185D - ALL ROLLERS

| | | | | | | | | |
|--|---|-------|-----------|--------------|--|-----------|-------------|---------|
| | 3" grooved Urethane cast over heavy duty steel tubing | 13 lb | R3429T3CG | \$375 | | SHA3429TR | \$59 | LMSE080 |
| | 3" smooth Urethane cast over heavy duty steel tubing | 15 lb | R3429T3C | \$350 | | SHA3429TR | \$59 | LMSE079 |
| | 3" smooth Steel heavy duty tubing | 15 lb | R3429T3S | \$276 | | SHA3429TR | \$59 | |

RANSOMES 350D, 213D, 465, 5/3 MOTOR, 5 MOUNTED, 5/7 & 340 (27" REEL) - ALL ROLLERS

| | | | | | | | | |
|--|---|---------|------------|--------------|--|-----------|-------------|--------------------------|
| | 2.5" grooved Urethane cast over heavy duty steel tubing | 9 lb | R3127G25CG | \$325 | 27.45" body, 31.62" shaft w/ 7/16"-20 taps | SHA3127GR | \$59 | |
| | 2.5" smooth Urethane cast over heavy duty steel tubing | 11.2 lb | R3127G25C | \$288 | 27.45" body, 31.62" shaft w/ 7/16"-20 taps | SHA3127GR | \$59 | LMAA356, 71091 |
| | 2.5" smooth Steel extra heavy duty tubing (1/4" wall) | 12 lb | R3127G25S | \$250 | 27.25" body, 31.62" shaft w/ 7/16"-20 taps | SHA3127GR | \$59 | LMAA356, 71091 |
| | 3" grooved Urethane cast over heavy duty steel tubing | 12.4 lb | R3529A3CG | \$375 | 29.45" body, 35" shaft | SHA3529AR | \$59 | MBE0852B, 500638, 500630 |
| | 3" smooth Urethane cast over heavy duty steel tubing | 15 lb | R3529A3C | \$350 | 29.45" body, 35" shaft | SHA3529AR | \$59 | |
| | 3" smooth Steel heavy duty tubing | 15 lb | R3529A3S | \$276 | 29.25" body, 35" shaft | SHA3529AR | \$59 | |

RANSOMES ROTARY AR-250, AR-2500 DECK - BACK ROLLER

| | | | | | | | | |
|--|--|-------|----------|--------------|-------------|-----------|-------------|------------------|
| | 3.5" smooth Urethane cast over heavy duty steel tubing | 27 lb | R2722X7C | \$450 | 22.45" body | SHA2722XR | \$59 | 4115430, 2206195 |
| | 4" smooth Urethane cast over heavy duty steel tubing | 23 lb | R2722X4C | \$500 | 22.45" body | SHA2722XR | \$59 | 4115430, 2206195 |
| | 4" smooth Steel heavy duty tubing (1/8" wall) | 27 lb | R2722X4S | \$450 | 22.45" body | SHA2722XR | \$59 | 4115430, 2206195 |

for TRU-TURF Greens Golf Rollers

| Tru-Turf Smoothing Heads Rollers for RS48-11E & RB48-11A machine | | | | | | |
|---|--------------------|--------------|---|------------|-------------|---------------|
| 2.5" smooth Urethane cast over heavy duty steel tubing 22.45" | 9.5 lb T2222S25C | \$288 | 22.45" body | SHA2222ST | \$59 | R8217 |
| 2.5" smooth Steel heavy duty tubing (1/8" wall) 22.25" | 9.2 lb T2222S25S | \$258 | 22.25" body | SHA2222ST | \$59 | R8217 |
| Tru-Turf Smoothing Heads Rollers for RB48-11A machine | | | | | | |
| 2.5" smooth Urethane cast over heavy duty steel tubing 22.45" | 9.5 lb T2222R25C | \$299 | 22.45" body short rollers (4 per machine) | SHA2222RT | \$59 | |
| 2.5" smooth Steel heavy duty tubing (1/8" wall) 22.25" | 9.2 lb T2222R25S | \$268 | 22.25" body short rollers (4 per machine) | SHA2222RT | \$59 | |
| 2.5" smooth Urethane cast over heavy duty steel tubing 24.45" | 10 lb T2524R25C | \$309 | 24.45" body long rollers (2 per machine) | SHA2222RT | \$59 | |
| 2.5" smooth Steel heavy duty tubing (1/8" wall) 24.25" | 9.6 lb T2524R25S | \$279 | 24.25" body long rollers (2 per machine) | SHA2222RT | \$59 | |
| Tru-Turf Smoothing Heads Rollers for R50-11 machine | | | | | | |
| 2.5" smooth Urethane cast over heavy duty steel tubing 22.45" | 9.5 lb T2222Y25C | \$299 | 22.45" body short rollers (4 per machine) | SHA2222YT | \$59 | |
| 2.5" smooth Steel heavy duty tubing (1/8" wall) 22.25" | 9.2 lb T2222Y25S | \$268 | 22.25" body short rollers (4 per machine) | SHA2222YT | \$59 | |
| 2.5" smooth Urethane cast over heavy duty steel tubing 24.45" | 10 lb T2524Y25C | \$309 | 24.45" body long rollers (2 per machine) | SHA2524YT | \$59 | |
| 2.5" smooth Steel heavy duty tubing (1/8" wall) 24.25" | 9.6 lb T2524Y25S | \$279 | 24.25" body long rollers (2 per machine) | SHA2524YT | \$59 | |
| Tru-Turf Smoothing Heads Rollers for GR39 machine | | | | | | |
| 2.5" smooth Urethane cast over heavy duty steel tubing 39.5" | T3939S25C | \$464 | 39.5" body | SHA3939ST | \$79 | |
| 2.5" smooth Steel heavy duty tubing (1/8" wall) 39.5" | T3939S25S | \$414 | 39.5" body | SHA3939ST | \$79 | |
| Tru-Turf Smoothing Heads Rollers for TR7000C machine | | | | | | |
| 2.5" smooth Urethane cast over heavy duty steel 39.5" 2 bodies | T3939S25C2 | \$496 | 2 body assembly at 39.5" total length | SHA3939ST | \$79 | G7018 & G7049 |
| 2.5" smooth Steel heavy duty tubing (1/8" wall) 39.5" 2 bodies | 15.5 lb T3939S25S2 | \$437 | 2 body assembly at 39.5" total length | SHA3939ST | \$79 | G7018 & G7049 |
| Tru-Turf Smoothing Heads Rollers for R52 machine | | | | | | |
| 2.5" smooth Urethane cast over heavy duty steel tubing 18.45" | 9 lb T1818S25C | \$288 | 18.45" body | SHA1818ST | \$59 | E7149 |
| 2.5" smooth Steel heavy duty tubing (1/8" wall) 18.25" | 8.7 lb T1818S25S | \$268 | 18.25" body | SHA1818ST | \$59 | E7149 |
| Tru-Turf Smoothing Heads Rollers for TR66 Spikes machine | | | | | | |
| 2.5" smooth Urethane cast over heavy duty steel tubing 22.45" | 9.5 lb TT2422S25C | \$325 | 22.45" body | SHA2422STT | \$59 | T3005 |
| 2.5" smooth Steel heavy duty tubing (1/8" wall) 22.25" | 9.2 lb TT2422S25S | \$312 | 22.25" body | SHA2422STT | \$59 | T3005 |

for SISIS

| Sisis Flexi-400 - ALL ROLLERS | | | | | | |
|--|------------------|--------------|-------------|-----------|-------------|--|
| 3" smooth Urethane cast over heavy duty steel tubing | 11.6 lb S2524S3C | \$375 | 24.45" body | SHA2524SS | \$72 | |
| 3" smooth Steel heavy duty tubing | 12 lb S2524S3S | \$352 | 24.25" body | SHA2524SS | \$72 | |
| 3.5" smooth Urethane cast over heavy duty steel tubing | 16 lb S2524S7C | \$425 | 24.45" body | SHA2524SS | \$72 | |
| Sisis Veemo MK2 Verticutter - ALL ROLLERS | | | | | | |
| 3" smooth Urethane cast over heavy duty steel tubing | 15 lb S3029G3C | \$375 | 29.45" body | SHA3029GS | \$72 | |
| 3" smooth Steel heavy duty tubing | 15 lb S3029G3S | \$352 | 29.25" body | SHA3029GS | \$72 | |

for DENNIS

| Dennis Walking mower - ALL ROLLERS (handlebar bushings needed) | | | | | | |
|---|------------------------|--------------|--|-----------|-------------|--|
| 3.5" smooth Urethane cast over heavy duty steel tubing | 21 lb D3834G7C | \$489 | | SHA3834GD | \$84 | |
| Handlebar bushing (2 per roller) | 2SLEEVE 1.25x.5x1.2 PU | \$25 | | | | |

for SHIBAURA & HUSTLER

| Shibaura G EXE 26 Greens Mower (Sectional rollers with 4 bodies also available) | | | | | | |
|--|-------------------|--------------|----------------------------|-----------|-------------|-----------|
| 2.5" grooved Urethane cast over heavy duty steel tubing | 10 lb S2826P25CG | \$432 | 26.45" body, 28.375" shaft | SHA2826PS | \$69 | |
| 2.5" smooth Urethane cast over heavy duty steel tubing | 12.5 lb S2826P25C | \$387 | 26.45" body, 28.375" shaft | SHA2826PS | \$69 | |
| 2.5" smooth Steel heavy duty tubing (1/8" wall) | 12.5 lb S2826P25S | \$336 | 26.25" body, 28.375" shaft | SHA2826PS | \$69 | |
| 2" smooth Urethane cast over heavy duty steel tubing | 8.5 lb S2826P2C | \$317 | 26.45" body, 28.375" shaft | SHA2826PS | \$69 | |
| 2" smooth Steel heavy duty tubing (1/4" wall) | 12 lb S2826P2S | \$294 | 26.25" body, 28.375" shaft | SHA2826PS | \$69 | |
| Shibaura G Flow22 & MG70 & Hustler GM1500 Greens Mower (Sectional rollers with 4 bodies also available) | | | | | | |
| 2.5" grooved Urethane cast over heavy duty steel tubing | 9 lb S2622P25CG | \$420 | 22.45" body, 26" shaft | SHA2622PS | \$69 | |
| 2.5" smooth Urethane cast over heavy duty steel tubing | 11.5 lb S2622P25C | \$375 | 22.45" body, 26" shaft | SHA2622PS | \$69 | |
| 2.5" smooth Steel heavy duty tubing (1/8" wall) | 12 lb S2622P25S | \$325 | 22.25" body, 26" shaft | SHA2622PS | \$69 | |
| 2" grooved Urethane cast over heavy duty steel tubing | 7.5 lb S2622P2CGH | \$317 | 22.45" body, 26" shaft | SHA2622PS | \$69 | |
| 2" smooth Urethane cast over heavy duty steel tubing | 8 lb S2622P2C | \$294 | 22.45" body, 26" shaft | SHA2622PS | \$69 | |
| 2" smooth Steel heavy duty tubing (1/4" wall) | 11.5 lb S2622P2S | \$284 | 22.25" body, 26" shaft | SHA2622PS | \$69 | |
| Shibaura SR370 (Sectional rollers with 4 bodies also available) | | | | | | |
| 3" grooved Urethane cast over heavy duty steel tubing | 12.5 lb S2926P3CG | \$467 | 26.45" body, 29.75" shaft | SHA2926PS | \$69 | |
| 3" smooth Urethane cast over heavy duty steel tubing | 14 lb S2926P3C | \$437 | 26.45" body, 29.75" shaft | SHA2926PS | \$69 | |
| 3" smooth Steel heavy duty tubing (1/8" wall) | 14 lb S2926P3S | \$375 | 26.25" body, 29.75" shaft | SHA2926PS | \$69 | |
| Shibaura SR525 Fairway & Hustler 7500 & 7700 Fairway (Sectional rollers with 4 bodies also available) | | | | | | |
| 3" grooved Urethane cast over heavy duty steel tubing | 10.5 lb S2522P3CG | \$450 | 22.45" body, 25.75" shaft | SHA2522PS | \$69 | A72010351 |
| 3" smooth Urethane cast over heavy duty steel tubing | 12.5 lb S2522P3C | \$425 | 22.45" body, 25.75" shaft | SHA2522PS | \$69 | A72010351 |
| 3" smooth Steel heavy duty tubing (1/8" wall) | 12.5 lb S2522P3S | \$350 | 22.25" body, 25.75" shaft | SHA2522PS | \$69 | A72010351 |

for BARONESS

| Baroness LM66T Greens - ALL ROLLERS | | | | | | |
|---|------------------|--------------|-------------|-----------|-------------|--|
| 2.5" grooved Urethane cast over heavy duty steel tubing | 13 lb K2725H25CG | \$401 | 25.45" body | SHA2725HK | \$72 | |
| 2.5" smooth Urethane cast over heavy duty steel tubing | 15 lb K2725H25C | \$363 | 25.45" body | SHA2725HK | \$72 | |
| 2.5" smooth Steel heavy duty tubing | 15 lb K2725H25S | \$338 | 25.45" body | SHA2725HK | \$72 | |
| Baroness LM185 - ALL ROLLERS | | | | | | |
| 3" grooved Urethane cast over heavy duty steel tubing | 13 lb K3027K3CG | \$488 | 27.45" body | SHA3027KK | \$72 | |
| 3" smooth Urethane cast over heavy duty steel tubing | 15 lb K3027K3C | \$437 | 27.45" body | SHA3027KK | \$72 | |
| 3" smooth Steel heavy duty tubing | 15 lb K3027K3S | \$375 | 27.25" body | SHA3027KK | \$72 | |
| Baroness LM2700 Fairway - ALL ROLLERS | | | | | | |
| 3" grooved Urethane cast over heavy duty steel tubing | 13 lb K2727G3CG | \$488 | 27.45" body | SHA2727GK | \$72 | |
| 3" smooth Urethane cast over heavy duty steel tubing | 15 lb K2727G3C | \$437 | 27.45" body | SHA2727GK | \$72 | |
| 3" smooth Steel heavy duty tubing | 15 lb K2727G3S | \$375 | 27.25" body | SHA2727GK | \$72 | |
| 3.5" smooth Urethane cast over heavy duty steel tubing | 18 lb K2727G7C | \$551 | 27.45" body | SHA2727GK | \$72 | |
| 4" smooth Urethane cast over heavy duty steel tubing | 23 lb K2727G4C | \$624 | 27.45" body | SHA2727GK | \$72 | |

for VENTRAC

| Ventrac MJ840 Contour Deck Rotary Mower | | | | | | |
|--|--|---------|------------|--|-----------|----------------------------------|
| | 3" smooth Urethane cast over heavy duty steel tubing | 11.8 lb | V2422S3C | only available through Venture Products | SHA2422SV | Competition2 upgrade |
| | 3" smooth Steel heavy duty tubing (1/8" wall) | 11.4 lb | V2422S3S | \$350 22.05" body | SHA2422SV | \$72 |
| 4 bodies | 3" grooved Urethane over steel tubing (2 x 4" wide bodies) | 8 lb | V2404S3CGt | \$450 non-stripping, allows better air flow | SHA2404SV | \$72 |
| 4 bodies | 3" smooth Urethane over steel tubing (2 x 4" wide bodies) | 8 lb | V2404S3Ct | \$500 non-stripping, allows better air flow | SHA2404SV | \$72 Competition2 upgrade |
| 4 bodies | 3" smooth Urethane over steel tubing (2 x 4" wide bodies) | 8 lb | V2404S3Ct | \$413 non-stripping, allows better air flow | SHA2404SV | \$72 |
| 4 bodies | 3" smooth Steel heavy duty tubing (2 x 4" wide bodies) | 10 lb | V2404S3St | \$387 non-stripping, allows better air flow | SHA2404SV | \$72 |
| Ventrac MR740 Triplex Reel Mower | | | | | | |
| | 3" grooved Urethane cast over heavy duty steel tubing | 9.5 lb | V2827G3CG | \$437 27.45" body | SHA2827GV | \$59 |
| | 3" smooth Urethane cast over heavy duty steel tubing | 11.5 lb | V2827G3C | \$388 27.45" body | SHA2827GV | \$59 |
| | 3" smooth Steel heavy duty tubing (1/8" wall) | 11.2 lb | V2827G3S | \$365 27.25" body | SHA2827GV | \$59 |

for NATIONAL

| National 68 & 84 TRIPLEX & PTO GANG - 30" REELS | | | | | | |
|--|--|-------|-----------|--------------------------|-----------|-------------|
| | 3" grooved Urethane cast over heavy duty steel tubing | 13 lb | N3429I3CG | \$375 29.45" body | SHA3429IN | \$59 |
| | 3" smooth Urethane cast over heavy duty steel tubing | 15 lb | N3429I3C | \$350 29.45" body | SHA3429IN | \$59 |
| | 3" smooth Steel heavy duty tubing | 15 lb | N3429I3S | \$276 29.25" body | SHA3429IN | \$59 |
| | 3.5" smooth Urethane cast over heavy duty steel tubing | 18 lb | N3429I7C | \$425 29.45" body | SHA3429IN | \$59 |
| | 4" smooth Urethane cast over heavy duty steel tubing | 23 lb | N3229I4C | \$475 29.45" body | SHA3229IN | \$59 |
| | 4" smooth Steel heavy duty tubing | 19 lb | N3429I4S | \$425 29.25" body | SHA3229IN | \$59 |
| National 68 & 84 TRIPLEX & PTO GANG - 25" OUTSIDE REELS | | | | | | |
| | 3" smooth Urethane cast over heavy duty steel tubing | 11 lb | N2420I3C | \$350 20.45" body | SHA2420IN | \$59 |
| | 3" smooth Steel heavy duty tubing | 11 lb | N2420I3S | \$288 20.25" body | SHA2420IN | \$59 |
| | 3.5" smooth Urethane cast over heavy duty steel tubing | 13 lb | N2420I7C | \$425 20.45" body | SHA2420IN | \$59 |

for BUNTON




| Bunton 22" WALKING GREENSMOWERS - FRONT | | | | | | |
|---|---|---------|------------|--------------------------|-----------|-------------|
| | 2" grooved Urethane cast over heavy duty steel tubing | 7.5 lb | B2422P2CGH | \$290 22.45" body | SHA2422PB | \$69 |
| | 2" smooth Urethane cast over heavy duty steel tubing | 8 lb | B2422P2C | \$272 22.45" body | SHA2422PB | \$69 |
| | 2" smooth Steel extra heavy duty tubing (1/4" wall) | 11.5 lb | B2422P2S | \$242 22.25" body | SHA2422PB | \$69 |
| | 2" smooth Steel light tubing (full shaft) | 5 lb | B2422P2L | \$242 22.25" body | SHA2422PB | \$69 |
| | 2.5" grooved Urethane cast over heavy duty steel tubing | 9 lb | B2422P25CG | \$307 22.45" body | SHA2422PB | \$69 |
| | 2.5" smooth Urethane cast over heavy duty steel tubing | 9.5 lb | B2422P25C | \$272 22.45" body | SHA2422PB | \$69 |
| | 2.5" smooth Steel extra heavy duty tubing (1/4" wall) | 10 lb | B2422P25S | \$250 22.25" body | SHA2422PB | \$69 |
| Bunton 26" WALKING GREENSMOWER - FRONT | | | | | | |
| | 2.5" grooved Urethane cast over heavy duty steel tubing | 10 lb | B2726P25CG | \$307 26.45" body | SHA2726PB | \$69 |
| | 2.5" smooth Urethane cast over heavy duty steel tubing | 10.5 lb | B2726P25C | \$272 26.45" body | SHA2726PB | \$69 |
| | 2.5" smooth Steel extra heavy duty tubing (1/4" wall) | 11 lb | B2726P25S | \$250 26.25" body | SHA2726PB | \$69 |
| Bunton 30" FAIRWAY GANG MOWER - FRONT & BACK ROLLERS | | | | | | |
| | 3" grooved Urethane cast over heavy duty steel tubing | 13 lb | B3629H3CG | \$375 29.45" body | SHA3629HB | \$69 |
| | 3" smooth Urethane cast over heavy duty steel tubing | 15 lb | B3629H3C | \$350 29.45" body | SHA3629HB | \$69 |
| | 3" smooth Steel heavy duty tubing | 15 lb | B3629H3S | \$276 29.25" body | SHA3629HB | \$69 |
| | 3.5" smooth Urethane cast over heavy duty steel tubing | 18 lb | B3629H7C | \$425 29.25" body | SHA3629HB | \$69 |

for KESMAC

| Kesmac GANG MOWER - ALL ROLLERS | | | | | | |
|--|--|-------|-----------|--------------------------|-----------|-------------|
| | 3" grooved Urethane cast over heavy duty steel tubing | 13 lb | K3227A3CG | \$450 27.45" body | SHA3227AK | \$69 |
| | 3" smooth Urethane cast over heavy duty steel tubing | 15 lb | K3227A3C | \$350 27.45" body | SHA3227AK | \$69 |
| | 3" smooth Steel heavy duty tubing | 15 lb | K3227A3S | \$276 27.25" body | SHA3227AK | \$69 |
| | 3.5" smooth Urethane cast over heavy duty steel tubing | 18 lb | K3227A7C | \$450 27.45" body | SHA3227AK | \$69 |
| | 4" smooth Urethane cast over heavy duty steel tubing | 23 lb | K3227A4C | \$475 27.45" body | SHA3227AK | \$69 |

GOLFCO INTERNATIONAL COMPETITION ROLLERS™ 2021

Competition Roller™ Upgrade Options

| | <u>Retail</u> | <u>Part #</u> | |
|---|---------------|--|---|
| Upgrade to Stainless Steel Bearings on Competition Rollers™ | \$23 | BU-COMPSS |  |
| Upgrade to Double Row Bearings as our Competition2 Rollers™ | \$66 | | |
| -upgrade select Competition Rollers™ to double row bearings with black oxide finish (5203 style) | | (designate by adding "2" to front of roller part number) | |
| -available for most rollers > 2" diameter (requires specially machined inner steel tube bearing housings) | | | |
| Add Grease Fittings (set of 2 special flush mount grease fittings) | | |  |
| -grease fittings (set of two) for new Competition Rollers™ or new overhaul kits | \$20 | GFFD316SET | |
| -special yellow end seal (set of two) to accommodate grease fitting without new bearing kits | \$24 | 2SEAL16CUGF SET | |
| Bearing Installation Tool Set | \$63 | 2TOOLSET | |
| -set of 2 tools - aids in installing bearings into roller housing and onto shaft | | | |
| Super Duty solid one piece Polyurethane Soft Blow Mallet | \$58 | #MALLET1 |  |
| -unique utility to add to your tool box | | | |

Competition Roller™ Overhaul Kits - *ORIGINAL STYLE*



| | | |
|---|-------------|-----------------|
| Standard overhaul kit for all single body rollers (except "H" style 2" grooved) | \$60 | OHCOMP |
| (with 2 alloy steel bearings, 6 seals, 2 stainless washers & 4 retainers) | | |
| Stainless steel bearing overhaul kit for all single body rollers (except "H" style 2" grooved) | \$83 | OHCOMPSS |
| (with 2 stainless bearings, 6 seals, 2 stainless washers & 4 retainers) | | |
| Overhaul kit for new "H" style 2" dia. grooved rollers shipped after 9/26/19 | \$60 | OHCOMPH |
| (with 4 stainless bearings, 6 seals, 2 stainless washers & 4 retainers) | | |
| Overhaul kit for twin body roller assemblies (one kit per body - call to confirm) | \$66 | OHCOMPNT |
| Overhaul kit for 3 & 4 body roller assemblies (one kit per body - call to confirm) | \$61 | OHCOMPNA |

Competition2 Roller™ Overhaul Kits *SERIES 2* with Double-Row Bearings

| | | |
|---|--------------|------------------|
| Double-Row Bearings with corrosion resistant black oxide finish (5203-40mm OD) | \$100 | OHCOMP2BO |
| (with 2 bearings, 6 seals, 2 stainless washers & 4 retainers) | | |

{ Only GolfcO bearings are filled to over 90% with a special high performance extreme pressure rated grease that has been time tested to maximize the life of the bearing for commercial mower applications.

Competition Roller™ Shafts

ALL SHAFTS OFFERED AS ASSEMBLIES WITH OVERHAUL KITS

| | | |
|---|-----------------|--|
| REGULAR SHAFT ASSEMBLY WITH OHCOMP OVERHAUL KIT | \$120 | (see roller price list pages above for shaft part numbers) |
| REGULAR SHAFT ASSEMBLY WITH OHCOMPSS OVERHAUL KIT | \$143 | (see roller price list pages above for shaft part numbers) |
| REGULAR SHAFT ASSEMBLY WITH OHCOMP2BO OVERHAUL KIT | \$163 | (see roller price list pages above for shaft part numbers) |
| SHAFT ASSEMBLY FOR MULTIPLE BODY ROLLERS - CALL FOR SPECIFICS | | (see roller price list pages above for shaft part numbers) |
| SELECT SPECIAL SHAFT ASSEMBLIES - CALL FOR SPECIFICS | | (call to confirm) |
| (The shaft part number is derived from the first 6 digits of the roller part number as follows: Roller T2522S2CGH has shaft part SHA2522ST) | | |
| For assemblies with STAINLESS STEEL bearings add "SS" to the end of overhaul kit part #. | add \$23 | |

Pro Roller™ Bearings (Water Pump Style)

| | | |
|---|-------------|-------------|
| Replaces Toro #21-8430 | \$21 | BWP3 |
| Water pump bearing-sealed (shaft is 1.8") | | |
| Replaces Toro #52-3180 & 52-3210 | \$21 | BWP4 |
| Water pump bearing-sealed (shaft is 1.8" with 3/8-24 tap) | | |
| Replaces Jacobsen #101482 | \$21 | BWP5 |
| Water pump bearing-sealed (shaft is 1.0" with 7/16-20 tap) | | |
| Replaces Toro #75-1290, Jacobsen #101481 & John Deere #35741 | \$21 | BWP7 |
| Water pump bearing-sealed (shaft is 1.5") | | |

