


GOLFCO®
INTERNATIONAL



COMPETITION™
ROLLERS

Specialty Rollers For Discerning Professionals

2020 Retail Price List

*** Roller Complete Assemblies & Component Parts ***

*** Roller Rebuild Instructions ***

**Offering Superior & Unique Rollers to Upgrade Golf & Turf
Reel Mowers, Rotary Deck Mowers & Greens Rolling Machines**

Including:

Toro, Jacobsen, John Deere, Ransomes, Hustler/Shibaura, Ventrac, Tru-Turf, National, Kesmac

Baroness, Dennis, SISIS, Progressive Turf, Steiner, Brouwer, Bunton & more.

Offering special pricing on upgrade smoothing rollers for Tru-Turf golf greens rolling machines

GOLFCO INTERNATIONAL



Manufactured In Redmond, WA

Martin Doyle, President
martin@golfcointl.com
425-213-3721 cell

EST. '93

GOLFCO INTERNATIONAL COMPETITION ROLLERS™ 2020

Table of Contents

Photos: Yellow Polyurethane cast over Heavy Duty Steel Rollers™	page 3
Photos: Heavy Duty Steel Competition Rollers™	page 4
Reel Overlap Shadowing Solution	page 5
Summary of Roller Lines and Options	page 6
Summary of Special Features	page 7
Competition Roller Prices for:	
Jacobsen Greens Mowers	page 8
Jacobsen Light Fairway Mowers	page 9
Jacobsen Surrounds and Rotary Deck Mowers	page 10
 John Deere Greens Mowers	page 11
John Deere Light Fairway Mowers	page 12
John Deere Surrounds and Fairway Mowers	page 13
John Deere Rotary Deck Mowers	page 14
 Toro Greens Mowers	page 15
Toro Light Fairway Mowers	page 16
Toro Surrounds and Fairway Mowers	page 17
Toro Rotary Deck Mowers	page 18
 Ransomes Greens, Surrounds, Fairway & Rough Mowers	page 19
 Tru-Turf, SISIS, Dennis, Shibaura & Hustler, Baroness	page 20
 Ventrac, National, Bunton, Kesmac	page 21
 Upgrade Options, Overhaul Kits, Shafts, Water Pump Bearings	page 22
 Rebuild Instructions	page 23

GOLFCO INTERNATIONAL COMPETITION ROLLERS™ 2020

Yellow Polyurethane cast over Heavy Duty Steel Rollers™

	2" dia.	Grooved polyurethane & steel (.67" centers) Part # ends in 2CGH US Patent #5394681
	2.5" dia.	Grooved polyurethane & steel (1" centers) Part # ends in 25CG US Patent #5394681
	2.5" dia.	4 section Grooved polyurethane & steel (1" centers) Part # ends in 25CG4 US Patent #5394681
	3" dia.	Grooved polyurethane & steel (1" centers) Part # ends in 3CG US Patent #5394681
	2" dia.	Smooth polyurethane & steel Part # ends in 2C
	2" dia.	4 section Smooth polyurethane & steel Part # ends in 2C4
	2.5" dia.	4 section Smooth polyurethane & steel Part # ends in 25C4
	3" dia.	Smooth polyurethane & steel Part # ends in 3C
	3.5" dia.	Smooth polyurethane & steel Part # ends in 7C
	4" dia.	Smooth polyurethane & steel Part # ends in 4C
	3" dia.	Smooth polyurethane & steel with 2 bodies Part # ends in 3Ct
	5" dia.	Smooth polyurethane & steel with 2 bodies Part # ends in 5Ct
	5" dia.	Smooth & Grooved polyurethane & steel Smooth Part # ends in 5C; Grooved Part # ends in 5CG
	3" dia.	Competition Roller™ Smooth polyurethane & steel with cut-away body section. Part #Z0604A3Cc


Heavy Duty Steel Competition Rollers™



2" dia. Competition Roller™
Grooved Steel radius crest
machined 1/2" wall tubing



2 3/16" dia. STANDARD Roller™
Grooved aluminum
machined 1/2" wall tubing



2 3/16" dia. STANDARD Roller™
Grooved steel machined
1/2" wall tubing



2" dia. Smooth steel heavy duty
1/4" wall tubing Part #
ends in 2S




2" dia. 4 section Smooth steel
heavy duty 1/4" wall tubing
Part # ends in 2S4




2" dia. Smooth steel light tubing
with full shaft Part
ends in 2L



2.5" dia. Smooth steel heavy duty
tubing Part
ends in 25S



3" dia. Smooth steel heavy duty
tubing Part
ends in 3S



4" dia. Smooth steel heavy duty
tubing Part
ends in 4S



2" & 3" dia. Competition Roller™
Cutaway body section

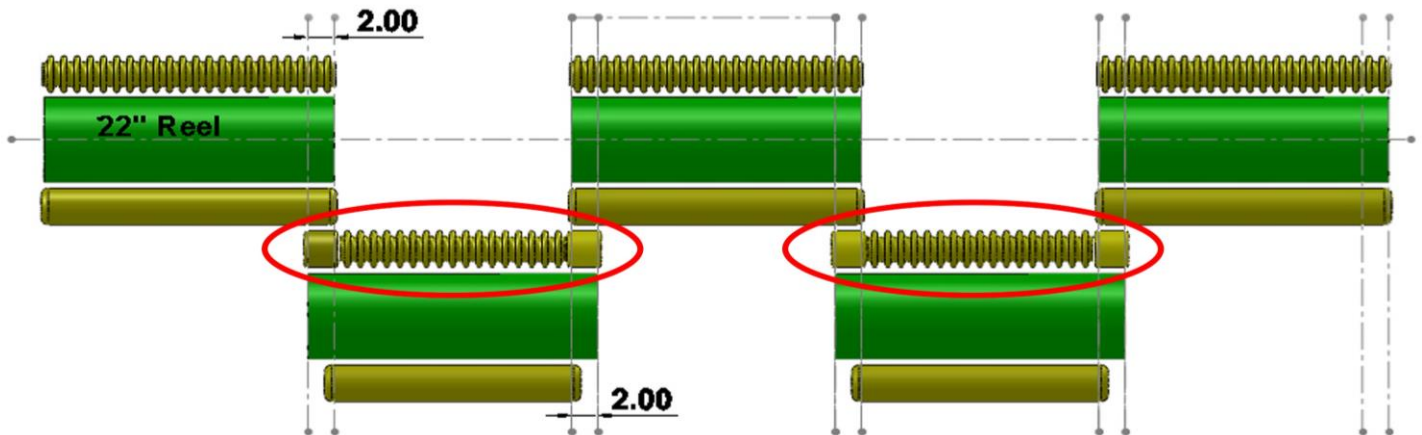


Competition Roller™
Overhaul Kit (with optional
grease fittings in yellow
seals) *Same kit for all
rollers*

GOLFCO INTERNATIONAL COMPETITION ROLLERS™ 2020

PROBLEM: REEL OVERLAP SHADOWING

SOLUTION: GOLFCO 3 SECTION MIXED SURFACE ROLLER



Multi-head mowers are designed with overlap positioning of the forward and rear reels causing double cutting of the turf that is typically visible as 2"-3" wide shadowing pathways or lines.

GolfcO has developed an effective solution to this "double cut" shadowing as follows:


- * We created a special front roller assembly for the rear mower heads. This roller assembly has three design sections on the body as follows: a grooved roller center section combined with short width smooth surface sections on each end. The smooth roller sections are aligned with the overlap of the forward and rear reels and function to lay down the grass just prior to the cut of the rear reel. This significantly minimizes the cut from the rear reel at the overlap end position, thereby eliminating or greatly reducing the shadowing lines inherent in the "double cut".

The multi-section roller aids in diminishing scuffing or sliding of the roller during turns. We have made this roller using our popular ultra tough polyurethane cast over a heavy duty steel roller base and our Competition Roller sealed bearing assembly for optimal life and utility.

We recommend use of our special multi-section front roller assembly in combination with our shortened rear roller. For optimal benefit, use our Competition polyurethane rollers on the forward mower heads. These roller assemblies are available to fit any fairway mower in complete sets or as individual rollers.

This product was initially tested at PGA National Golf Resort, Florida (home of the Honda Classic), in conjunction with the professional care of John Patterson using John Deere 8700D fairway mowers.

These special roller combinations are available for all brands and models of fairway rollers.



GOLFCO INTERNATIONAL COMPETITION ROLLERS™ 2020

Golfco makes rollers as significant upgrades to golf course reel and rotary deck mowers as follows:

Toro, Jacobsen, John Deere, Shibaura, Hustler, Ventrac (as listed here)

Ransomes, National, Bunton, Kesmac, Progressive Turf, Steiner, Brouwer, Baroness & more (call for details)

Also offering smoothing rollers for True-Turf golf greens rollers - Amazing Pricing Available.

We can make almost any roller including rollers for aeration equipment. Many other diameters and models available

ROLLER LINES and OPTIONS:

Competition Rollers™ (Full length shafts and sealed bearings)

***ORIGINAL* - Roller of choice for discerning professionals**

- ✱ Golfco has been making heavy duty, precision rollers exclusively for the golf & turf industry for 22 years. Our Competition Rollers™ were designed to accommodate almost any option of diameter, length and body style for any reel type and rotary deck mower used by golf courses and other discerning turf care professionals.
 - ✱ All of our Competition Rollers™ are made of heavy duty, precision steel tubing. We also produce polyurethane rollers. Polyurethane cast and bonded to steel provides exceptional high performance benefits unmatched by other materials. Polyurethane is a highly engineered elastomer similar to rubber but with far superior physical characteristics. Our cast polyurethane Competition Rollers™ provide exceptional wearability with abrasion resistance, toughness and shock absorbancy unmatched by other material choices. Your mowers will also benefit from the cushioning effect of polyurethane in rough, abusive environments.
 - ✱ Polyurethane is exceptional at resisting debris buildup. It has no surface micro-pores (unlike metals). It resists absorption and adsorption of liquids and solids. Further, by resisting adherence of contaminants, our polyurethane rollers reduce the likelihood of contributing to transportation or transmigration of harmful microorganisms and diseases.
 - ✱ Polyurethane is resistant to extremes in temperature. It will not get hot to the touch in sunny applications like metal and therefore will not sear or stress your turf. Also, it reflects cold and is resistant to frost.
 - ✱ Competition Rollers™ incorporate a unique bearing, seal and shaft design that can be used in any application. All Competition Rollers™ utilize full length shafts and a bearing retainer system that is precise and reliable.
 - ✱ No regreasing required - the sealed single row ball bearings allow for ease of maintenance. The bearings are filled with a superior quality "EP" (extreme pressure) grease. We have added proprietary, unique additional seals for enhanced protection against the elements and for retaining grease within the housing to prevent leakage. A sealed bearing configuration that actually holds up to the toughest applications.
 - ✱ Each roller is rebuildable quickly and affordably - the proven success of Golfco's sealed bearing design is taken to the next level.
 - ✱ Stainless steel bearings are available as an upgrade upon request.
 - ✱ An optional flush-mount grease fitting can be added that is fully protected against breakage within our proprietary exterior seal. This unique option allows for regreasing of the bearings at discretionary, customized intervals. Since the bearings remain sealed, you can regrease as often or little as you desire.
 - ✱ Our patented grooved rollers have soft large radius corners to protect the turf and provide steerability. No solid debris will ever lodge between the grooves of our polyurethane rollers. (US Patent 5394681)
- *** New sectional rollers with multiple independent roller bodies on a single shaft now available. An advantage for tight turn conditions or to avoid skid marks on cleanup pass with greens mowers.**

Competition2 Rollers™ (with full length shafts and larger double row bearings)

***NEW OPTION* - If you have the toughest application on the planet**

Golfco offers a significant enhancement to our proven line of Competition Rollers™.

Competition2 Rollers™ are upgraded to stainless steel double row sealed ball bearings.

- these heavy duty bearings have significantly higher load bearing capacity
- double row bearing sets have more than twice the lateral thrust capacity of tapered roller bearings
- these bearings have up to 2X the mass of the ones that we used successfully for over 20 years
- double row ball bearings require no adjustments or preloading - no nuts or threaded shafts

(Please call to inquire about these Competition2 Rollers™ available for many applications)

(Competition2 Rollers™ have a "2" in front of the part #)

Pro Roller™ line (Enhanced Golfco designs with water pump style bearings)

Precision machined rollers with simple replaceable water pump style bearings (with integral shafts). Most Pro rollers are machined grooved or smooth from one piece solid steel or aluminum bar. All light steel tubing roller bodies and bearing hubs are TIG welded full circumference to last longer.

Standard Roller™ line (Comparable to OEM style)

Golfco offers certain roller options that are visually similar to OEM style rollers. These rollers are produced and assembled to high precision standards. They are priced at or below any other manufacturers' comparable roller part.

ALL GOLFCO ROLLERS ARE MADE IN THE USA BY OUR OWN SKILLED MACHINISTS & TECHNICIANS

GOLFCO INTERNATIONAL COMPETITION ROLLERS™ 2020

SUMMARY OF SPECIAL FEATURES

Common overhaul kit for all rollers (bearings, seals and retainers are the same).

One bearing kit (with the same components) for all Competition Rollers.
 Customized sealed ball bearings that last without the need for re-greasing.
 Bearings are completely filled with highest quality EP (extreme pressure) rated grease.
 Stainless bearings available for special situations.
 Special flush mount grease fittings are available to add (if you want to re-grease the bearings).
 Adding grease fitting does not require frequent, regular regreasing.

Competition Rollers are heavy-duty, thick wall precision steel rollers.

All polyurethane covered rollers are made with 1.75" OD, thick wall, precision DOM steel tubing.
 Machining tolerances are within .0002" for all bearing surfaces and features.
 All production processes are supervised by skilled managers with over 26 years of experience.
 Inspection of all components occurs four times prior to shipping.
 High precision ensures lasting quality of all components and ease of rebuilding.

Full length shafts (increases integrity of the roller with less stress on body and bearings).

Polyurethane body material with features as follows:

Extreme performance elastomer that continues to cure and increase physical properties for years.
 Is precision cast (not a thin layer spray-on) over a heavy duty steel roller body.
 Is extremely abrasion resistant (very tough).
 Will far outlast any metallic material in abrasive conditions.
 Polyurethane rollers will not dent, swell or fray like plastic materials.
 Will not damage concrete or asphalt paths or curbs from contact.
 Is silent running on all surfaces.
 Is very shock absorbing and impact resistant.
 Diminishes effects of impact and shudder to the mower-reducing wear on joints & components.
 Will help diminish fatigue and physical wear on mower operators.
 Has memory rebound and returns to its original shape.
 Is a "live" material and shakes debris from the surface in dynamic rolling.
 Has no micro-pore structure (liquids have no place to cling-resists adsorption).
 Resists debris buildup (superior to any metallic materials).
 Diminishes transmigration of harmful elements such as disease or fungus.
 Absorption of heat or cold is minimal.
 Does not transmit heat or cold.
 Will not stress your turf in hot or cold conditions.
 Will not develop frost buildup.

Grooved design features no parallel sides within the groove channels.

Prevents hard debris from lodging in the grooves.
 Provides more consistent, finer cutting.

Grooved design has large soft radius groove crests and corners for gentle turf contact.

Minimizes surface area contact and rides closer to soil.
 Ensures less floating and less compaction of the turf.
 Ensures more consistent cut appearance.
 Provides easier steering of the mower.
 Is non-aggressive and less stressful on turf.
 Allows for more grass to be cut on initial pass - saving time.

for Jacobsen mowers**US PATENT #5394681****Jacobsen ALL 22" GREENSKING, GM, E-Plex, G-Plex, GP400 & ECLIPSE 122 & 322 MOWERS - FRONT ROLLER**

4 bodies	4 section 2" grooved Urethane cast over steel tubing	8.5 lb	J2522A2CGH4	\$447	4 independent roller bodies on a shaft	
4 bodies	4 section 2" smooth Urethane cast over steel tubing	8.5 lb	J2522A2C4	\$426	4 independent roller bodies on a shaft	
4 bodies	4 section 2" smooth Steel extra heavy duty tubing	12 lb	J2522A2S4	\$405	4 independent roller bodies on a shaft	
4 bodies	4 section 2" smooth Steel light tubing (full shaft)	7 lb	J2522A2L4	\$426	4 independent roller bodies on a shaft	
4 bodies	4 section 2.5" grooved Urethane cast over steel tubing	10.5 lb	J2522A25CG4	\$457	4 independent roller bodies on a shaft	68673 (2.25" dia)
4 bodies	4 section 2.5" smooth Urethane cast over steel tubing	9 lb	J2522A25C4	\$447	4 independent roller bodies on a shaft	
4 bodies	4 section 2.5" smooth Steel extra heavy duty tubing	12 lb	J2522A25S4	\$447	4 independent roller bodies on a shaft	
	2" grooved Urethane cast over heavy duty steel tubing	7.5 lb	J2522A2CGH	\$255	22.25" body, 25.87" shaft	68527
	2" smooth Urethane cast over heavy duty steel tubing	8 lb	J2522A2C	\$239	22.25" body, 25.87" shaft	68641
	2" smooth Steel extra heavy duty tubing (1/4" wall)	11.5 lb	J2522A2S	\$203	22.25" body, 25.87" shaft	68641
	2" smooth Steel light tubing (full shaft)	5.5 lb	J2522A2L	\$203	22.25" body, 25.87" shaft	1004991, 68530
	2.5" grooved Urethane cast over heavy duty steel tubing	9 lb	J2522A25CG	\$297	22.45" body, 25.87" shaft	
	2.5" smooth Urethane cast over heavy duty steel tubing	9.5 lb	J2522A25C	\$263	22.45" body, 25.87" shaft	
	2.5" smooth Steel heavy duty tubing (1/8" wall)	10 lb	J2522A25S	\$228	22.25" body, 25.87" shaft	
	2" smooth Steel light tubing **PRO line	4 lb	223SL	\$203	water pump bearing BWP3	68641
	2.18" grooved Steel machined tubing **Standard line	14 lb	G68613	\$300	tapered roller bearing 22.87" body width	68613
	2.18" grooved Aluminum machined tubing **Standard line	12 lb	G68614	\$300	tapered roller bearing 22.87" body width	68614
	2" smooth Steel light tubing **Standard line	4 lb	G1004991	\$203	ball bearing 303558	1004991

Jacobsen ALL 22" GREENSKING, GM, E-Plex, G-Plex, GP400 & ECLIPSE 122 & 322 MOWERS - BACK ROLLER

4 bodies	4 section 2" grooved Urethane cast over steel tubing	8.5 lb	J2422S2CGH4	\$447	3/8"-24 taps in shaft ends	
4 bodies	4 section 2" smooth Urethane cast over steel tubing	8.5 lb	J2422S2C4	\$426	3/8"-24 taps in shaft ends	
4 bodies	4 section 2" smooth Steel extra heavy duty tubing	12 lb	J2422S2S4	\$405	3/8"-24 taps in shaft ends	
4 bodies	4 section 2" smooth Steel light tubing (full shaft)	7 lb	J2422S2L4	\$426	3/8"-24 taps in shaft ends	
4 bodies	4 section 2" grooved Urethane cast over steel tubing	8.5 lb	J2422G2CGH4	\$447	7/16"-20 taps in shaft ends	
4 bodies	4 section 2" smooth Urethane cast over steel tubing	8.5 lb	J2422G2C4	\$426	7/16"-20 taps in shaft ends	
4 bodies	4 section 2" smooth Steel extra heavy duty tubing	12 lb	J2422G2S4	\$405	7/16"-20 taps in shaft ends	
4 bodies	4 section 2" smooth Steel light tubing (full shaft)	7 lb	J2422G2L4	\$426	7/16"-20 taps in shaft ends	
	2" grooved Urethane cast over heavy duty steel tubing	7.5 lb	J2422S2CGH	\$255	3/8"-24 taps in shaft ends	
	2" smooth Urethane cast over heavy duty steel tubing	8 lb	J2422S2C	\$239	3/8"-24 taps in shaft ends	
	2" smooth Steel extra heavy duty tubing (1/4" wall)	11.5 lb	J2422S2S	\$203	3/8"-24 taps in shaft ends	1000770
	2" smooth Steel light tubing (full shaft)	5.5 lb	J2422S2L	\$203	3/8"-24 taps in shaft ends	1004990
	2" grooved Urethane cast over heavy duty steel tubing	7.5 lb	J2422G2CGH	\$255	7/16"-20 taps in shaft ends	
	2" smooth Urethane cast over heavy duty steel tubing	8 lb	J2422G2C	\$239	7/16"-20 taps in shaft ends	
	2" smooth Steel extra heavy duty tubing (1/4" wall)	11.5 lb	J2422G2S	\$203	7/16"-20 taps in shaft ends	
	2" smooth Steel light tubing (full shaft)	5.5 lb	J2422G2L	\$203	7/16"-20 taps in shaft ends	
	2" smooth Steel light tubing **PRO line	4 lb	225SL	\$203	7/16"-20 taps in shaft ends & BWP5 bearings	
	2" smooth Steel light tubing **Standard line	4 lb	G1004990	\$203	3/8"-24 taps in shaft ends	1004990
	2" smooth Steel tubing (1/8" wall) **Standard line	14 lb	G1000770	\$205	3/8"-24 taps in shaft ends	1000770 (254-67/68)

Jacobsen TC-22 GREENSMOWERS - FRONT ROLLER

4 bodies	4 section 2" grooved Urethane cast over steel tubing	8.5 lb	J2522J2CGH4	\$488	4 independent roller bodies on a shaft	
4 bodies	4 section 2" smooth Urethane cast over steel tubing	8.5 lb	J2522J2C4	\$467	4 independent roller bodies on a shaft	
4 bodies	4 section 2" smooth Steel extra heavy duty tubing	12 lb	J2522J2S4	\$447	4 independent roller bodies on a shaft	
4 bodies	4 section 2" smooth Steel light tubing (full shaft)	7 lb	J2522J2L4	\$447	4 independent roller bodies on a shaft	
	2" grooved Urethane cast over heavy duty steel tubing	7.5 lb	J2522J2CGH	\$285	22.25" body, 25.87" shaft	
	2" smooth Urethane cast over heavy duty steel tubing	8 lb	J2522J2C	\$263	22.25" body, 25.87" shaft	
	2" smooth Steel extra heavy duty tubing (1/4" wall)	11.5 lb	J2522J2S	\$239	22.25" body, 25.87" shaft	
	2" smooth Steel light tubing (full shaft)	5.5 lb	J2522J2L	\$239	22.25" body, 25.87" shaft	

Jacobsen TC-22 GREENSMOWERS - BACK ROLLER

	2" smooth Urethane cast over heavy duty steel tubing	8 lb	J2522V2C	\$263	22.25" body, 25.87" shaft	
	2" smooth Steel extra heavy duty tubing (1/4" wall)	11.5 lb	J2522V2S	\$239	22.25" body, 25.87" shaft	
	2" smooth Steel light tubing (full shaft)	5.5 lb	J2522V2L	\$239	22.25" body, 25.87" shaft	

Jacobsen ALL 18" GREENSMOWERS (Eclipse 118, GK 418 & GK 518) - FRONT & BACK ROLLERS without taps in shaft ends

4 bodies	4 section 2" smooth Urethane cast over steel tubing	8.5 lb	J2119A2C4	\$426	4 independent roller bodies on a shaft	
4 bodies	4 section 2" smooth Steel extra heavy duty tubing	12 lb	J2119A2S4	\$405	4 independent roller bodies on a shaft	
4 bodies	4 section 2" smooth Steel light tubing (full shaft)	7 lb	J2119A2L4	\$426	4 independent roller bodies on a shaft	
	2" grooved Urethane cast over heavy duty steel tubing	6.5 lb	J2119A2CGH	\$255	no tap in shaft ends	68616, 63318
	2" smooth Urethane cast over heavy duty steel tubing	7.5 lb	J2119A2C	\$239	no tap in shaft ends	68626, 4108920, 4175221
	2" smooth Steel extra heavy duty tubing (1/4" wall)	10.5 lb	J2119A2S	\$203	no tap in shaft ends	68626, 4108920, 4175221
	2" smooth Steel light tubing (full shaft)	4.5 lb	J2119A2L	\$203	no tap in shaft ends	4108920, 4175221

Jacobsen 18" Eclipse2 118F GREENSMOWERS - FRONT & BACK ROLLERS with taps in shaft ends

	2" grooved Urethane cast over heavy duty steel tubing	6.5 lb	J2119S2CGH	\$255	3/8"-24 taps in shaft ends	
	2" smooth Urethane cast over heavy duty steel tubing	7.5 lb	J2119S2C	\$239	3/8"-24 taps in shaft ends	4175221 body + 4175220 shaft
	2" smooth Steel extra heavy duty tubing (1/4" wall)	10.5 lb	J2119S2S	\$214	3/8"-24 taps in shaft ends	4175221 body + 4175220 shaft
	2" smooth Steel light tubing (full shaft)	4.5 lb	J2119S2L	\$214	3/8"-24 taps in shaft ends	4175221 body + 4175220 shaft

Jacobsen ALL 26" GREENSMOWERS (Eclipse 126, GK 426 & GK 526) - FRONT & BACK ROLLERS

4 bodies	4 section 2.5" grooved Urethane cast over steel tubing	10 lb	J2926A25CG4	\$467	4 independent roller bodies on a shaft	
4 bodies	4 section 2.5" smooth Urethane cast over steel tubing	13 lb	J2926A25C4	\$457	4 independent roller bodies on a shaft	
4 bodies	4 section 2.5" smooth Steel extra heavy duty tubing	13 lb	J2926A25S4	\$457	4 independent roller bodies on a shaft	
	2" smooth Urethane cast over heavy duty steel tubing	9 lb	J2926A2C	\$274	26.25" body	
	2" smooth Steel extra heavy duty tubing (1/4" wall)	12.5 lb	J2926A2S	\$239	26.25" body	68627
	2" smooth Steel light tubing (full shaft)	7 lb	J2926A2L	\$239	26.25" body	68627
	2.5" grooved Urethane cast over heavy duty steel tubing	9 lb	J2926A25CG	\$297	26.45" body	68617, 68628
	2.5" smooth Urethane cast over heavy duty steel tubing	11 lb	J2926A25C	\$274	26.45" body	
	2.5" smooth Steel heavy duty tubing (1/8" wall)	11 lb	J2926A25S	\$228	26.25" body	68627

Jacobsen 18" LIGHT FAIRWAY SLF1880 - FRONT ROLLER**(Sectional rollers with 4 bodies also available)**

	3" grooved Urethane cast over heavy duty steel tubing	9 lb	J2119A3CG	\$343	19.45" body	67925
	3" smooth Urethane cast over heavy duty steel tubing	10.5 lb	J2119A3C	\$297	19.45" body	
	3" smooth Steel heavy duty tubing (1/8" wall)	11 lb	J2119A3S	\$240	19.25" body	

To diminish instances of shadowing lines due to overlap of reels

3 section 3" grooved Urethane with 2" wide smooth ends	8.5 lb	J2115A3CG.22C	\$519	call for proper application specifics	
2" smooth Urethane cast over heavy duty steel tubing	6.5 lb	J2016G2C	\$285	front roller for rear mower heads-use with J2016G2C	
(please confirm diameter of body and length of shaft required)				back roller for rear mower heads-use with J2115A3CG.22C	

Jacobsen 18" LIGHT FAIRWAY SLF1880 - BACK ROLLER (with 7/16-20 tap)

	2" smooth Urethane cast over heavy duty steel tubing	6.5 lb	J2016G2C	\$285	16.25" body & 7/16"-20 taps in shaft ends	68674, 4115860 (2.375"x15.5")
	2" smooth Steel extra heavy duty tubing (1/4" wall)	8.5 lb	J2016G2S	\$217	16.25" body & 7/16"-20 taps in shaft ends	68674, 4115860 (2.375"x15.5")
	2" smooth Steel light tubing (full shaft)	4.5 lb	J2016G2L	\$217	16.25" body & 7/16"-20 taps in shaft ends	68674, 4115860 (2.375"x15.5")
	2" smooth Urethane cast over heavy duty steel tubing	11 lb	J2019S2C	\$263	19.25" body & 3/8"-24 taps in shaft ends	4135083
	2" smooth Steel heavy duty tubing (1/8" wall)	11 lb	J2019S2S	\$228	19.25" body & 3/8"-24 taps in shaft ends	4135083
	2.5" smooth Urethane cast over heavy duty steel tubing	11 lb	J2019S25C	\$285	19.45" body & 3/8"-24 taps in shaft ends	4135083
	2.5" smooth Steel heavy duty tubing (1/8" wall)	11 lb	J2019S25S	\$263	19.25" body & 3/8"-24 taps in shaft ends	4135083

Jacobsen LF2500 & 3050 26" LIGHT FAIRWAY - FRONT & BACK ROLLERS**(Sectional rollers with 4 bodies also available)**

	3" grooved Urethane cast over heavy duty steel tubing	13 lb	J3026X3CG	\$343	1/2" dia. shaft ends	
	3" smooth Urethane cast over heavy duty steel tubing	13.5 lb	J3026X3C	\$297	1/2" dia. shaft ends	
	3" smooth Steel heavy duty tubing (1/8" wall)	13.5 lb	J3026X3S	\$240	1/2" dia. shaft ends	

Jacobsen 22" LIGHT FAIRWAY- FRONT ROLLER (ALL LF models except 26" 2500, 3050 & 3810)**(Sectional rollers with 4 bodies also available)**

	3" grooved Urethane cast over heavy duty steel tubing	9.4 lb	J2522A3CG	\$343	22.45" body, 25.87" shaft	123268
	3" smooth Urethane cast over heavy duty steel tubing	12 lb	J2522A3C	\$297	22.45" body, 25.87" shaft	
	3" smooth Steel heavy duty tubing (1/8" wall)	11.5 lb	J2522A3S	\$240	22.25" body, 25.87" shaft	

To diminish instances of shadowing lines due to overlap of reels

3 section 3" grooved Urethane with 2" wide smooth ends	9.5 lb	J2518A3CG.22C	\$519	call for proper application specifics	
2" smooth Urethane cast over heavy duty steel tubing	7 lb	J2419S2C	\$285	front roller for rear mower heads-use with J2419S2C	
(please confirm diameter of body and length of shaft required)				back roller for rear mower heads-use with J2518A3CG.22C	

Jacobsen 22" LIGHT FAIRWAY- BACK ROLLER (All LF models except 26" 2500, 3050 & 3810)**(Sectional rollers with 4 bodies also available)**

4 bodies	4 section 2" grooved Urethane cast over steel tubing	8.5 lb	J2422S2CGH4	\$447	3/8"-24 taps in shaft ends	
4 bodies	4 section 2" smooth Urethane cast over steel tubing	8.5 lb	J2422S2C4	\$426	22.3" body & 3/8"-24 taps in shaft ends	
4 bodies	4 section 2" smooth Steel extra heavy duty tubing	12 lb	J2422S2S4	\$405	22.3" body & 3/8"-24 taps in shaft ends	
4 bodies	4 section 2" smooth Steel light tubing (full shaft)	7 lb	J2422S2L4	\$426	22.3" body & 3/8"-24 taps in shaft ends	
4 bodies	4 section 2" grooved Urethane cast over steel tubing	8.5 lb	J2422G2CGH4	\$457	22.3" body & 7/16"-20 taps in shaft ends	
4 bodies	4 section 2" smooth Urethane cast over steel tubing	8.5 lb	J2422G2C4	\$426	22.3" body & 7/16"-20 taps in shaft ends	
4 bodies	4 section 2" smooth Steel extra heavy duty tubing	12 lb	J2422G2S4	\$405	22.3" body & 7/16"-20 taps in shaft ends	
4 bodies	4 section 2" smooth Steel light tubing (full shaft)	7 lb	J2422G2L4	\$426	22.3" body & 7/16"-20 taps in shaft ends	
	2" grooved Urethane cast over heavy duty steel tubing	7.5 lb	J2422S2CGH	\$255	22.25" body & 3/8"-24 taps in shaft ends	
	2" smooth Urethane cast over heavy duty steel tubing	8 lb	J2422S2C	\$239	22.25" body & 3/8"-24 taps in shaft ends	
	2" smooth Steel extra heavy duty tubing (1/4" wall)	11.5 lb	J2422S2S	\$203	22.25" body & 3/8"-24 taps in shaft ends	1000770
	2" smooth Steel light tubing (full shaft)	5.5 lb	J2422S2L	\$203	22.25" body & 3/8"-24 taps in shaft ends	1004990
	2.5" grooved Urethane cast over heavy duty steel tubing	8.5 lb	J2421S25CG	\$297	21.45" body & 3/8"-24 taps in shaft ends	
	2.5" smooth Urethane cast over heavy duty steel tubing	8.8 lb	J2421S25C	\$263	21.45" body & 3/8"-24 taps in shaft ends	5003687, 1003728, 1002446, 100105
	2.5" smooth Steel extra heavy duty tubing (1/4" wall)	9.5 lb	J2421S25S	\$228	21.25" body & 3/8"-24 taps in shaft ends	5003687, 1003728, 1002446, 100105
	2" grooved Urethane cast over heavy duty steel tubing	7.5 lb	J2422G2CGH	\$255	22.25" body & 7/16"-20 taps in shaft ends	
	2" smooth Urethane cast over heavy duty steel tubing	8 lb	J2422G2C	\$239	22.25" body & 7/16"-20 taps in shaft ends	
	2" smooth Steel extra heavy duty tubing (1/4" wall)	11.5 lb	J2422G2S	\$203	22.25" body & 7/16"-20 taps in shaft ends	1000770
	2" smooth Steel light tubing (full shaft)	5.5 lb	J2422G2L	\$203	22.25" body & 7/16"-20 taps in shaft ends	1004990
	2.5" grooved Urethane cast over heavy duty steel tubing	8.5 lb	J2421G25CG	\$297	21.45" body & 7/16"-20 taps in shaft ends	
	2.5" smooth Urethane cast over heavy duty steel tubing	8.8 lb	J2421G25C	\$263	21.45" body & 7/16"-20 taps in shaft ends	5003687, 1003728, 1002446, 100105
	2.5" smooth Steel extra heavy duty tubing (1/4" wall)	9.5 lb	J2421G25S	\$228	21.25" body & 7/16"-20 taps in shaft ends	5003687, 1003728, 1002446, 100105
	2" grooved Urethane cast over heavy duty steel tubing	6.5 lb	J2419S2CGH	\$255	22.25" body & 3/8"-24 taps in shaft ends	
	2" smooth Urethane cast over heavy duty steel tubing	7 lb	J2419S2C	\$239	19.25" body & 3/8"-24 taps in shaft ends	
	2" smooth Steel extra heavy duty tubing (1/4" wall)	10.5 lb	J2419S2S	\$217	19.25" body & 3/8"-24 taps in shaft ends	
	2" smooth Steel light tubing **PRO line	4 lb	225SL	\$203	7/16"-20 taps in shaft ends & BWP5 bearings	1004990
	2" smooth Steel light tubing **Standard line	4 lb	G1004990	\$203	3/8"-24 taps in shaft ends	1004990
	2" smooth Steel tubing (1/8" wall) **Standard line	14 lb	G1000770	\$205	3/8"-24 taps in shaft ends	1000770 (254-67/68)

Jacobsen 26" LF3810 & TRIKING 1471 & 1671 - FRONT & BACK ROLLERS			(Sectional rollers with 4 bodies also available)	
2.5" grooved Urethane cast over heavy duty steel tubing	9.5 lb J2826A25CG	\$297	26.45" body	
2.5" smooth Urethane cast over heavy duty steel tubing	11 lb J2826A25C	\$263	26.45" body	132639
2.5" smooth Steel heavy duty tubing (1/8" wall)	11 lb J2826A25S	\$228	26.25" body	132639
3" grooved Urethane cast over heavy duty steel tubing	13 lb J2826A3CG	\$343	26.45" body	68617/28, 123266, JMAB422
3" smooth Urethane cast over heavy duty steel tubing	13.5 lb J2826A3C	\$297	26.45" body	68627
3" smooth Steel heavy duty tubing (1/8" wall)	13.5 lb J2826A3S	\$240	26.25" body	68627
Jacobsen 26" TR-3 - FRONT & BACK ROLLERS			(Sectional rollers with 4 bodies also available)	
2.5" grooved Urethane cast over heavy duty steel tubing	9.5 lb J3126X25CG	\$331	26.45" body	
2.5" smooth Urethane cast over heavy duty steel tubing	11 lb J3126X25C	\$297	26.45" body	
2.5" smooth Steel heavy duty tubing (1/8" wall)	11 lb J3126X25S	\$251	26.25" body	
3" grooved Urethane cast over heavy duty steel tubing	13 lb J3126X3CG	\$377	26.45" body	
3" smooth Urethane cast over heavy duty steel tubing	13.5 lb J3126X3C	\$331	26.45" body	
3" smooth Steel heavy duty tubing (1/8" wall)	13.5 lb J3126X3S	\$274	26.25" body	
Jacobsen 30" TRIKING 1684D & 1900D- FRONT & BACK ROLLERS				
2.5" grooved Urethane cast over heavy duty steel tubing	9 lb J3229A25CG	\$297	29.45" body	
2.5" smooth Urethane cast over heavy duty steel tubing	12 lb J3229A25C	\$263	29.45" body	132640
2.5" smooth Steel heavy duty tubing (1/8" wall)	12 lb J3229A25S	\$228	29.25" body	132640
3" grooved Urethane cast over heavy duty steel tubing	12.4 lb J3229A3CG	\$343	29.45" body	67729 (set of 3)
3" smooth Urethane cast over heavy duty steel tubing	15 lb J3229A3C	\$297	29.45" body	
3" smooth Steel heavy duty tubing (1/8" wall)	15 lb J3229A3S	\$240	29.25" body	
Jacobsen 30" ST5111, FAIRWAY, GANG, HF5 & HF15 - FRONT & BACK ROLLERS				
3" grooved Urethane cast over heavy duty steel tubing	12.4 lb J3329A3CG	\$329	29.45" body	
3" smooth Urethane cast over heavy duty steel tubing	15 lb J3329A3C	\$297	29.45" body	132506, 113897, 700500
3" smooth Steel heavy duty tubing (1/8" wall)	15 lb J3329A3S	\$230	29.25" body	132506, 113897, 700500
Jacobsen ROTARY AR-522 & AR-722 26" DECK - FRONT ROLLER				
5" grooved Urethane over steel tubing (4" wide body)	10 lb J0404G5CG2	\$241	2 large machined grooves in roller body	
5" smooth Urethane over steel tubing (4" wide body)	11 lb J0404G5C	\$172		
Jacobsen ROTARY AR-522, AR-722, & AR-5 26" DECK - BACK ROLLER (must confirm shaft configuration on ends)				
3" grooved Urethane over steel tubing (two 4" wide bodies)	5.8 lb J2904R3CGt	\$457	both shaft ends have large flat and pin hole	non-stripping, improved air flow
3" smooth Urethane over steel tubing (two 4" wide bodies)	6.2 lb J2904R3Ct	\$434	both shaft ends have large flat and pin hole	non-stripping, improved air flow
3" smooth Steel heavy duty tubing (two 4" wide bodies)	8 lb J2904R3St	\$411	both shaft ends have large flat and pin hole	non-stripping, improved air flow
3" grooved Urethane cast over heavy duty steel tubing	12.5 lb J2926R3CG	\$457	both shaft ends have large flat and pin hole	non-stripping, improved air flow
3" smooth Urethane cast over heavy duty steel tubing	13.2 lb J2926R3C	\$343	both shaft ends have large flat and pin hole	3"roller 4163121, shaft4124015
3" smooth Steel heavy duty tubing (1/8" wall)	14 lb J2926R3S	\$320	both shaft ends have large flat and pin hole	3"roller 4163121, shaft4124015
3.5" smooth Urethane cast over heavy duty steel tubing	18 lb J2926R7C	\$411	both shaft ends have large flat and pin hole	3"roller 4163121, shaft4124015
4" smooth Urethane cast over heavy duty steel tubing	29 lb J2926R4C	\$457	both shaft ends have large flat and pin hole	4"roller 4123031, 4151882
4" smooth Steel heavy duty tubing (1/8" wall)	27 lb J2926R4S	\$411	both shaft ends have large flat and pin hole	4"roller 4123031, 4151882
3" smooth Urethane cast over heavy duty steel tubing	13.2 lb J2926Q3C	\$343	shaft-1 end with large flat & 1 round end	model 068131 roller4284471,shaft42:
3" smooth Steel heavy duty tubing (1/8" wall)	14 lb J2926Q3S	\$320	shaft-1 end with large flat & 1 round end	model 068131 roller4284471,shaft42:
Jacobsen ROTARY AR-5 26" DECK - BACK ROLLER (must confirm shaft configuration on ends)				
3" smooth Urethane over steel tubing (two 4" wide bodies)	6.3 lb J3004D3Ct	\$434	specify configuration of shaft ends	non-stripping, improved air flow
3" smooth Steel heavy duty tubing (two 4" wide bodies)	8 lb J3004D3St	\$411	specify configuration of shaft ends	non-stripping, improved air flow
3" grooved Urethane cast over heavy duty steel tubing	13 lb J3026D3CG	\$411	specify configuration of shaft ends	non-stripping, improved air flow
3" smooth Urethane cast over heavy duty steel tubing	13.2 lb J3026D3C	\$343	specify configuration of shaft ends	
3" smooth Steel heavy duty tubing (1/8" wall)	14 lb J3026D3S	\$320	specify configuration of shaft ends	
3.5" smooth Urethane cast over heavy duty steel tubing	17 lb J3026D7C	\$411	specify configuration of shaft ends	
4" smooth Urethane cast over heavy duty steel tubing	29 lb J2926R4C	\$457	both shaft ends have large flat and pin hole	model 068080 4"roller4123031, 2198
4" smooth Steel heavy duty tubing (1/8" wall)	27 lb J2926R4S	\$411	both shaft ends have large flat and pin hole	model 068080 4"roller4123031, 2198
Jacobsen ROTARY AR-3 30" DECK - BACK ROLLER (must confirm shaft configuration on ends)				
3" smooth Urethane over steel tubing (two 4" wide bodies)	6.5 lb J3404R3Ct	\$457	both shaft ends have large flat and pin hole	non-stripping, improved air flow
3" smooth Steel heavy duty tubing (two 4" wide bodies)	8.5 lb J3404R3St	\$411	both shaft ends have large flat and pin hole	non-stripping, improved air flow
3" grooved Urethane cast over heavy duty steel tubing	13.5 lb J3429R3CG	\$457	both shaft ends have large flat and pin hole	non-stripping, improved air flow
3" smooth Urethane cast over heavy duty steel tubing	15 lb J3429R3C	\$343	both shaft ends have large flat and pin hole	4163083, 4129612, 4163181
3" smooth Steel heavy duty tubing (1/8" wall)	15 lb J3429R3S	\$320	both shaft ends have large flat and pin hole	4163083, 4129612, 4163181
3.5" smooth Urethane cast over heavy duty steel tubing	18 lb J3429R7C	\$411	both shaft ends have large flat and pin hole	
4" smooth Urethane cast over heavy duty steel tubing	29 lb J3429R4C	\$457	both shaft ends have large flat and pin hole	4153038
4" smooth Steel heavy duty tubing (1/8" wall)	29 lb J3429R4S	\$411	both shaft ends have large flat and pin hole	4153038
Jacobsen ROTARY AR-250, AR-2500 DECK - BACK ROLLER				
4" smooth Urethane cast over heavy duty steel tubing	27 lb R2722X4C	\$457	22.45" body	4115430, 2206195
4" smooth Steel heavy duty tubing (1/8" wall)	27 lb R2722X4S	\$411	22.25" body	4115430, 2206195

for JOHN DEERE mowers

John Deere 18" 180B & 180C WALKING GREENSMOWERS - FRONT ROLLER

4 bodies	4 section 2" smooth Urethane cast over steel tubing	8 lb	D2119A2C4	\$426	4 independent roller bodies on a shaft
4 bodies	4 section 2" smooth Steel extra heavy duty tubing	12 lb	D2119A2S4	\$405	4 independent roller bodies on a shaft
4 bodies	4 section 2" smooth Steel light tubing (full shaft)	7 lb	D2119A2L4	\$426	4 independent roller bodies on a shaft
	2" grooved Urethane cast over heavy duty steel tubing	6.5 lb	D2119A2CGH	\$255	19.25" body
	2" smooth Urethane cast over heavy duty steel tubing	7.5 lb	D2119A2C	\$239	19.25" body
	2" smooth Steel extra heavy duty tubing (1/4" wall)	10.5 lb	D2119A2S	\$203	19.25" body
	2" smooth Steel light tubing (full shaft)	4.5 lb	D2119A2L	\$203	19.25" body

John Deere 22" WALKING GREENSMOWERS - FRONT ROLLER (call for roller options available)

4 bodies	4 section 2" grooved Urethane cast over steel tubing	8.5 lb	D2422P2CGH4	\$457	4 independent roller bodies on a shaft
4 bodies	4 section 2" smooth Urethane cast over steel tubing	8.5 lb	D2422P2C4	\$436	4 independent roller bodies on a shaft
4 bodies	4 section 2" smooth Steel extra heavy duty tubing	12 lb	D2422P2S4	\$415	4 independent roller bodies on a shaft
4 bodies	4 section 2" smooth Steel light tubing (full shaft)	7 lb	D2422P2L4	\$436	4 independent roller bodies on a shaft
4 bodies	4 section 2.5" grooved Urethane cast over steel tubing	10 lb	D2422P25CG4	\$467	4 independent roller bodies on a shaft
4 bodies	4 section 2.5" smooth Urethane cast over steel tubing	13 lb	D2422P25C4	\$457	4 independent roller bodies on a shaft
4 bodies	4 section 2.5" smooth Steel extra heavy duty tubing	13 lb	D2422P25S4	\$457	4 independent roller bodies on a shaft
	2" grooved Urethane cast over heavy duty steel tubing	7.5 lb	D2422P2CGH	\$265	22.25" body
	2" smooth Urethane cast over heavy duty steel tubing	7.9 lb	D2422P2C	\$249	22.25" body
	2" smooth Steel extra heavy duty tubing (1/4" wall)	11.5 lb	D2422P2S	\$218	22.25" body
	2" smooth Steel light tubing (full shaft)	5 lb	D2422P2L	\$207	22.25" body
	2.5" grooved Urethane cast over heavy duty steel tubing	9 lb	D2422P25CG	\$308	22.45" body
	2.5" smooth Urethane cast over heavy duty steel tubing	9.5 lb	D2422P25C	\$274	22.45" body
	2.5" smooth Steel heavy duty tubing (1/8" wall)	10 lb	D2422P25S	\$239	22.25" body

John Deere 22" 220 WALKING & 2243 RIDING GREENSMOWERS - FRONT & BACK ROLLERS

4 bodies	4 section 2" grooved Urethane cast over steel tubing	8.5 lb	D2522C2CGH4	\$447	4 independent roller bodies on a shaft
4 bodies	4 section 2" smooth Urethane cast over steel tubing	8.5 lb	D2522C2C4	\$426	4 independent roller bodies on a 25.5" shaft
4 bodies	4 section 2" smooth Steel extra heavy duty tubing	12 lb	D2522C2S4	\$405	4 independent roller bodies on a 25.5" shaft
4 bodies	4 section 2" smooth Steel light tubing (full shaft)	7 lb	D2522C2L4	\$426	4 independent roller bodies on a 25.5" shaft
	2" grooved Urethane cast over heavy duty steel tubing	7.5 lb	D2522C2CGH	\$255	22.25" body, 25.5" shaft
	2" smooth Urethane cast over heavy duty steel tubing	7.9 lb	D2522C2C	\$239	22.25" body, 25.5" shaft
	2" smooth Steel extra heavy duty tubing (1/4" wall)	11.5 lb	D2522C2S	\$203	22.25" body, 25.5" shaft
	2" smooth Steel light tubing (full shaft)	5.5 lb	D2522C2L	\$203	22.25" body, 25.5" shaft
	2" smooth Steel light tubing **PRO line	4 lb	227SL	\$203	water pump bearing BWP7

AMT2876

AMT2876

John Deere 22" 2500 GREENSMOWER - FRONT & BACK ROLLERS

4 bodies	4 section 2" grooved Urethane cast over steel tubing	8.5 lb	D2522C2CGH4	\$447	4 independent roller bodies on a shaft
4 bodies	4 section 2" smooth Urethane cast over steel tubing	8.5 lb	D2522C2C4	\$426	4 independent roller bodies on a 25.5" shaft
4 bodies	4 section 2" smooth Steel extra heavy duty tubing	12 lb	D2522C2S4	\$405	4 independent roller bodies on a 25.5" shaft
4 bodies	4 section 2" smooth Steel light tubing (full shaft)	7 lb	D2522C2L4	\$426	4 independent roller bodies on a 25.5" shaft
4 bodies	4 section 2.5" grooved Urethane cast over steel tubing	10 lb	D2522C25CG4	\$457	4 independent roller bodies on a 25.5" shaft
4 bodies	4 section 2.5" smooth Urethane cast over steel tubing	13 lb	D2522C25C4	\$447	4 independent roller bodies on a 25.5" shaft
4 bodies	4 section 2.5" smooth Steel extra heavy duty tubing	13 lb	D2522C25S4	\$447	4 independent roller bodies on a 25.5" shaft
	2" grooved Urethane cast over heavy duty steel tubing	7.5 lb	D2522C2CGH	\$255	22.25" body, 25.5" shaft
	2" smooth Urethane cast over heavy duty steel tubing	7.9 lb	D2522C2C	\$239	22.25" body, 25.5" shaft
	2" smooth Steel extra heavy duty tubing (1/4" wall)	11.5 lb	D2522C2S	\$203	22.25" body, 25.5" shaft
	2" smooth Steel light tubing (full shaft)	5.5 lb	D2522C2L	\$203	22.25" body, 25.5" shaft
	2.5" grooved Urethane cast over heavy duty steel tubing	8.5 lb	D2522C25CG	\$297	22.45" body, 25.5" shaft
	2.5" smooth Urethane cast over heavy duty steel tubing	9.5 lb	D2522C25C	\$263	22.45" body, 25.5" shaft
	2.5" smooth Steel heavy duty tubing (1/8" wall)	9.2 lb	D2522C25S	\$228	22.25" body, 25.5" shaft
	2" smooth Steel light tubing **PRO line	4 lb	227SL	\$203	water pump bearing BWP7

AMT2876

AMT2876

AMT2876

John Deere 260SL WALKING GREENSMOWERS - FRONT ROLLER

	2.5" grooved Urethane cast over heavy duty steel tubing	9.5 lb	D2926A25CG	\$308	26.45" body
	2.5" smooth Urethane cast over heavy duty steel tubing	11 lb	D2926A25C	\$285	26.45" body
	2.5" smooth Steel heavy duty tubing (1/8" wall)	11 lb	D2926A25S	\$263	26.25" body
	2" smooth Urethane cast over heavy duty steel tubing	9.5 lb	D2926A2C	\$285	26.25" body
	2" smooth Steel extra heavy duty tubing (1/4" wall)	12.5 lb	D2926A2S	\$251	26.25" body
	2" smooth Steel light tubing (full shaft)	7 lb	D2926A2L	\$251	26.25" body

John Deere 22" 3215 & 3225 LIGHT FAIRWAY MOWERS - FRONT & BACK ROLLERS

(Sectional rollers with 4 bodies also available)

Combination roller assemblies to diminish effect of reel overlap shadowing are available-please call

	2" grooved Urethane cast over heavy duty steel tubing	7.5 lb	D2522C2CGH	\$255	22.25" body, 25.5" shaft
	2" smooth Urethane cast over heavy duty steel tubing	7.9 lb	D2522C2C	\$239	22.25" body, 25.5" shaft
	2" smooth Steel extra heavy duty tubing (1/4" wall)	11.5 lb	D2522C2S	\$203	22.25" body, 25.5" shaft
	2" smooth Steel light tubing (full shaft)	5.5 lb	D2522C2L	\$203	22.25" body, 25.5" shaft
	2" smooth Steel light tubing **PRO line	4 lb	227SL	\$203	water pump bearing BWP7

AMT2876

AMT2876

AMT2876

John Deere 22" 3235 LIGHT FAIRWAY MOWER - FRONT & BACK ROLLERS (2 styles)**(Sectional rollers with 4 bodies also available)**

Rollers with 1 flat on one end of the shaft:

3" grooved Urethane cast over heavy duty steel tubing	9.5 lb	D2522C3CG	\$343	1 flat on one end of shaft
3" smooth Urethane cast over heavy duty steel tubing	12 lb	D2522C3C	\$297	1 flat on one end of shaft
3" smooth Steel heavy duty tubing (1/8" wall)	11.5 lb	D2522C3S	\$251	1 flat on one end of shaft

To diminish instances of shadowing lines due to overlap of reels

3" grooved Urethane with 2.2" wide smooth ends	9.5 lb	D2522C3CG.22C	\$519	call for proper application specifics front roller for rear mower heads-use with D2519C3C
3" smooth Urethane cast over heavy duty steel tubing	11 lb	D2519C3C	\$297	back roller for rear mower heads-use with D2522C3CG.22C

Rollers with 2 flats on one end of the shaft:

3" grooved Urethane cast over heavy duty steel tubing	9.5 lb	D2522F3CG	\$343	2 flats on one end of shaft
3" smooth Urethane cast over heavy duty steel tubing	11 lb	D2522F3C	\$297	2 flats on one end of shaft
3" smooth Steel heavy duty tubing (1/8" wall)	12 lb	D2522F3S	\$251	2 flats on one end of shaft AMT2967

To diminish instances of shadowing lines due to overlap of reels

3" grooved Urethane with 2.2" wide smooth ends	9.5 lb	D2522F3CG.22C	\$519	call for proper application specifics front roller for rear mower heads-use with D2519F3C
3" smooth Urethane cast over heavy duty steel tubing	11 lb	D2519F3C	\$297	back roller for rear mower heads-use with D2522F3CG.22C

John Deere 22" 7500/ 8500 & 7700/ 8700 PRECISION CUT & E-CUT FAIRWAY (QA5 & QA7 reels)**(Sectional rollers with 4 bodies also available)**

Rollers with 2 flats on one end of the shaft:

To diminish instances of shadowing lines due to overlap of reels				call for proper application specifics
3" grooved Urethane with 2.2" wide smooth ends	9.5 lb	D2522F3CG.22C	\$519	front roller for rear mower heads-use with D2519F3C
3" smooth Urethane cast over heavy duty steel tubing	11 lb	D2519F3C	\$297	back roller for rear mower heads-use with D2522F3CG.22C
3" grooved Urethane cast over heavy duty steel tubing	9.5 lb	D2522F3CG	\$343	22.45" body, 25.5" shaft AMT2966, BM25317, BM17668
3" smooth Urethane cast over heavy duty steel tubing	12 lb	D2522F3C	\$297	22.45" body, 25.5" shaft
3" smooth Steel heavy duty tubing (1/8" wall)	11.5 lb	D2522F3S	\$251	22.25" body, 25.5" shaft

To diminish instances of shadowing lines due to overlap of reels

2.5" grooved Urethane with 2.2" wide smooth ends	8.5 lb	D2522F25CG.22C	\$519	call for proper application specifics front roller for rear mower heads-use with D2519F25C
2.5" smooth Urethane cast over heavy duty steel tubing	9.5 lb	D2519F25C	\$297	back roller for rear mower heads-use with D2522F25CG.22C
2.5" grooved Urethane cast over heavy duty steel tubing	8.5 lb	D2522F25CG	\$297	22.45" body, 25.5" shaft
2.5" smooth Urethane cast over heavy duty steel tubing	9.5 lb	D2522F25C	\$263	22.45" body, 25.5" shaft
2.5" smooth Steel heavy duty tubing (1/8" wall)	9.2 lb	D2522F25S	\$228	22.25" body, 25.5" shaft
2" grooved Urethane cast over heavy duty steel tubing	7.5 lb	D2522F2CGH	\$255	22.25" body, 25.5" shaft
2" smooth Urethane cast over heavy duty steel tubing	7.9 lb	D2522F2C	\$239	22.25" body, 25.5" shaft
2" smooth Steel extra heavy duty tubing (1/4" wall)	11.5 lb	D2522F2S	\$203	22.25" body, 25.5" shaft

Rollers with 1 flat on one end of the shaft:

To diminish instances of shadowing lines due to overlap of reels				call for proper application specifics
3" grooved Urethane with 2.2" wide smooth ends	9.5 lb	D2522C3CG.22C	\$519	front roller for rear mower heads-use with D2519C3C
3" smooth Urethane cast over heavy duty steel tubing	11 lb	D2519C3C	\$297	back roller for rear mower heads-use with D2522C3CG.22C
3" grooved Urethane cast over heavy duty steel tubing	9.5 lb	D2522C3CG	\$343	22.45" body, 25.5" shaft
3" smooth Urethane cast over heavy duty steel tubing	12 lb	D2522C3C	\$297	22.45" body, 25.5" shaft
3" smooth Steel heavy duty tubing (1/8" wall)	11.5 lb	D2522C3S	\$251	22.25" body, 25.5" shaft
To diminish instances of shadowing lines due to overlap of reels				call for proper application specifics
2.5" grooved Urethane with 2.2" wide smooth ends	8.5 lb	D2522C25CG.22C	\$519	front roller for rear mower heads-use with D2519CF25C
2.5" smooth Urethane cast over heavy duty steel tubing	9.5 lb	D2519C25C	\$297	back roller for rear mower heads-use with D2522C25CG.22C
2.5" grooved Urethane cast over heavy duty steel tubing	8.5 lb	D2522C25CG	\$297	22.45" body, 25.5" shaft
2.5" smooth Urethane cast over heavy duty steel tubing	9.5 lb	D2522C25C	\$263	22.45" body, 25.5" shaft
2.5" smooth Steel heavy duty tubing (1/8" wall)	9.2 lb	D2522C25S	\$228	22.25" body, 25.5" shaft
2" grooved Urethane cast over heavy duty steel tubing	7.5 lb	D2522C2CGH	\$255	22.25" body, 25.5" shaft
2" smooth Urethane cast over heavy duty steel tubing	7.9 lb	D2522C2C	\$239	22.25" body, 25.5" shaft
2" smooth Steel extra heavy duty tubing (1/4" wall)	11.5 lb	D2522C2S	\$203	22.25" body, 25.5" shaft
2" smooth Steel light tubing (full shaft)	5.5 lb	D2522C2L	\$203	22.25" body, 25.5" shaft

John Deere 18" 8000A PRECISION CUT & E-CUT FAIRWAY - FRONT & BACK ROLLERS

2" grooved Urethane cast over heavy duty steel tubing	6.5 lb	D2218A2CGH	\$343	18.0" body, 22" shaft
2" smooth Urethane cast over heavy duty steel tubing	7.5 lb	D2218A2C	\$297	18.0" body, 22" shaft
2" smooth Steel extra heavy duty tubing (1/4" wall)	10.5 lb	D2218A2S	\$277	18.0" body, 22" shaft
2" smooth Steel extra heavy duty tubing (1/4" wall)	9 lb	D2216A2S	\$297	16.0" body, 22" shaft
2.5" grooved Urethane cast over heavy duty steel tubing	6.7 lb	D2218A25CG	\$377	18.0" body, 22" shaft
2.5" smooth Urethane cast over heavy duty steel tubing	7.5 lb	D2218A25C	\$343	18.0" body, 22" shaft
2.5" smooth Steel heavy duty tubing (1/8" wall)	9.2 lb	D2218A25S	\$297	18.0" body, 22" shaft
To diminish instances of shadowing lines due to overlap of reels				call for proper application specifics
2.5" grooved Urethane with 2.2" wide smooth ends	6.8 lb	D2218A25CG.22C	\$519	front roller for rear mower heads-use with D2215A25C
2.5" smooth Urethane cast over heavy duty steel tubing	7 lb	D2215A25C	\$343	back roller for rear mower heads-use with D2218A25CG.22C
3" grooved Urethane cast over heavy duty steel tubing	6.7 lb	D2218A3CG	\$415	18.0" body, 22" shaft
3" smooth Urethane cast over heavy duty steel tubing	7.5 lb	D2218A3C	\$381	18.0" body, 22" shaft
3" smooth Steel heavy duty tubing (1/8" wall)	9.2 lb	D2218A3S	\$335	18.0" body, 22" shaft
To diminish instances of shadowing lines due to overlap of reels				call for proper application specifics
3" grooved Urethane with 2.2" wide smooth ends	6.8 lb	D2218A3CG.22C	\$519	front roller for rear mower heads-use with D2215A25C
3" smooth Urethane cast over heavy duty steel tubing	7 lb	D2215A3C	\$381	back roller for rear mower heads-use with D2218A25CG.22C

John Deere 26" 8900A FAIRWAY - FRONT & BACK ROLLERS (QA-7 reels)			(2.5" diameter also available)	
3" grooved Urethane cast over heavy duty steel tubing	11.1 lb D2926A3CG	\$404		
3" smooth Urethane cast over heavy duty steel tubing	13.5 lb D2926A3C	\$350		
3" smooth Steel heavy duty tubing (1/8" wall)	13.5 lb D2926A3S	\$311		
John Deere 30" 8900A FAIRWAY - FRONT & BACK ROLLERS (QA-7 reels)			(2.5" diameter also available)	
3" grooved Urethane cast over heavy duty steel tubing	11.1 lb D3329A3CG	\$404		
3" smooth Urethane cast over heavy duty steel tubing	13.5 lb D3329A3C	\$350		
3" smooth Steel heavy duty tubing (1/8" wall)	13.5 lb D3329A3S	\$311		
John Deere 26" 7200, 2653, 2653A & 2653B TRIPLEX - FRONT & BACK ROLLERS			(2.5" diameter and sectional rollers with 4 bodies also available)	
3" grooved Urethane cast over heavy duty steel tubing	11.1 lb D2926F3CG	\$343	Shafts with 2 flats on one end	AMT2968, AMT1287, AMT2468
3" smooth Urethane cast over heavy duty steel tubing	13.5 lb D2926F3C	\$297	Shafts with 2 flats on one end	AMT2969
3" smooth Steel heavy duty tubing (1/8" wall)	13.5 lb D2926F3S	\$251	Shafts with 2 flats on one end	AMT2969
John Deere 30" 7200, 2653, 2653A & 2653B TRIPLEX - FRONT & BACK ROLLERS				
3" grooved Urethane cast over heavy duty steel tubing	13.5 lb D3329F3CG	\$343	Shafts with 2 flats on one end	AMT2977, AMT1288, AMT2469
3" smooth Urethane cast over heavy duty steel tubing	15 lb D3329F3C	\$297	Shafts with 2 flats on one end	AMT2976
3" smooth Steel heavy duty tubing (1/8" wall)	15 lb D3329F3S	\$251	Shafts with 2 flats on one end	AMT2976
John Deere 30" 1900, 1905, 3325 FAIRWAY & 3365 TURF PRO & 365 PTO GANG (2 styles)			call to confirm roller options	
3" grooved Urethane cast over heavy duty steel tubing	13.5 lb D3229F3CG	\$343	Shafts with 2 flats on one end	AET10874
3" smooth Urethane cast over heavy duty steel tubing	15 lb D3229F3C	\$297	Shafts with 2 flats on one end	
3" smooth Steel heavy duty tubing (1/8" wall)	15 lb D3229F3S	\$251	Shafts with 2 flats on one end	
3" grooved Urethane cast over heavy duty steel tubing	13.5 lb D3229A3CG	\$343	Shafts with 1 flat on one end	AET10874
3" smooth Urethane cast over heavy duty steel tubing	15 lb D3229A3C	\$297	Shafts with 1 flat on one end	
3" smooth Steel heavy duty tubing (1/8" wall)	15 lb D3229A3S	\$251	Shafts with 1 flat on one end	
John Deere 30" FAIRWAY (305, 303, 756 & 856) - ALL ROLLERS (Choose from 2 styles)			call to confirm roller options	
3" grooved Urethane cast over heavy duty steel tubing	13.5 lb D3229X3CG	\$343	32.25" shaft with .5" dia. ends	
3" smooth Urethane cast over heavy duty steel tubing	15 lb D3229X3C	\$297	32.25" shaft with .5" dia. ends	
3" smooth Steel heavy duty tubing (1/8" wall)	15 lb D3229X3S	\$251	32.25" shaft with .5" dia. ends	
3" grooved Urethane cast over heavy duty steel tubing	13.5 lb D3029W3CG	\$343	30" shaft with 5/8" dia. ends & taps	
3" smooth Urethane cast over heavy duty steel tubing	15 lb D3029W3C	\$297	30" shaft with 5/8" dia. ends & taps	
3" smooth Steel heavy duty tubing (1/8" wall)	15 lb D3029W3S	\$251	30" shaft with 5/8" dia. ends & taps	

John Deere ROTARY 22" 2653 WITH NUNS DECK - BACK ROLLER

3" smooth Urethane cast over heavy duty steel tubing	11 lb D2522C3C	\$297	22.45" body, 25.5" shaft
3" smooth Steel heavy duty tubing (1/8" wall)	12 lb D2522C3S	\$251	22.25" body, 25.5" shaft
3.5" smooth Urethane cast over heavy duty steel tubing	13.5 lb D2522C7C	\$388	22.45" body, 25.5" shaft
4" smooth Steel heavy duty tubing (1/8" wall)	20 lb D2522C4S	\$388	22.25" body, 25.5" shaft

John Deere ROTARY 30" 2653 WITH NUNS DECK - BACK ROLLER

3" smooth Urethane cast over heavy duty steel tubing	15 lb D3229N3C	\$308	22.45" body
3" smooth Steel heavy duty tubing (1/8" wall)	15 lb D3229N3S	\$263	22.25" body
3.5" smooth Urethane cast over heavy duty steel tubing	18 lb D3229N7C	\$388	22.45" body
4" smooth Urethane cast over heavy duty steel tubing	23 lb D3229N4C	\$434	22.45" body
4" smooth Steel heavy duty tubing (1/8" wall)	29 lb D3229N4S	\$377	22.25" body

John Deere ROTARY DECK 8800 & 3245C - FRONT ROLLER (With two independent rolling 4" wide roller bodies)

5" smooth Urethane over steel tubing (two 4" wide bodies)	9.3 lb D2304A5Ct	\$343	Twin independent bodies on a shaft	TCA26180 & TCA19028
---	------------------	--------------	------------------------------------	---------------------

John Deere ROTARY DECK 8800 & 3245C & 1565 - BACK ROLLER (choose from 4 styles to match your needs)

3" grooved Urethane over steel tubing (two 5.2" wide bodies)	8 lb D2305B3CGt	\$411	non-stripping, allows better air flow	
3" smooth Urethane over steel tubing (two 4" wide bodies)	8 lb D2304B3Ct	\$308	non-stripping, allows better air flow	
3" smooth Steel heavy duty tubing (two 4" wide bodies)	10 lb D2304B3St	\$274	non-stripping, allows better air flow	
3" grooved Urethane cast over heavy duty steel tubing	9.5 lb D2319B3CG	\$343	19.45" body, 23" shaft	non-stripping option
3" smooth Urethane cast over heavy duty steel tubing	11 lb D2319B3C	\$297	19.45" body, 23" shaft	TCA16183
3" smooth Steel heavy duty tubing (1/8" wall)	12 lb D2319B3S	\$251	19.25" body, 23" shaft	TCA16183
3.5" smooth Urethane cast over heavy duty steel tubing	13.5 lb D2319B7C	\$388	19.45" body, 23" shaft	
4" smooth Steel heavy duty tubing (1/8" wall)	20 lb D2319B4S	\$353	19.25" body, 23" shaft	
3" smooth Urethane cast over heavy duty steel tubing	11.5 lb D2419B3C	\$297	19.45" body, 24" shaft	
3" smooth Steel heavy duty tubing (1/8" wall)	11 lb D2419B3S	\$251	19.25" body, 24" shaft	
3.5" smooth Urethane cast over heavy duty steel tubing	13.5 lb D2419B7C	\$388	19.45" body, 24" shaft	
4" smooth Steel heavy duty tubing (1/8" wall)	20 lb D2419B4S	\$353	19.25" body, 24" shaft	
3" smooth Urethane cast over heavy duty steel tubing	12 lb D2522T3C	\$297	22.45" body, 25.87" shaft	
3" smooth Steel heavy duty tubing (1/8" wall)	11.5 lb D2522T3S	\$251	22.25" body, 25.87" shaft	
3.5" smooth Urethane cast over heavy duty steel tubing	13.5 lb D2522T7C	\$388	22.45" body, 25.87" shaft	
4" smooth Steel heavy duty tubing (1/8" wall)	20 lb D2522T4S	\$353	22.25" body, 25.87" shaft	
3" grooved Urethane cast over heavy duty steel tubing	9.5 lb D2622A3CG	\$354	22.45" body, 26.75" shaft	non-stripping option
3" smooth Urethane cast over heavy duty steel tubing	12 lb D2622A3C	\$308	22.45" body, 26.75" shaft	
3" smooth Steel heavy duty tubing (1/8" wall)	11.5 lb D2622A3S	\$263	22.25" body, 26.75" shaft	
3.5" smooth Urethane cast over heavy duty steel tubing	13.5 lb D2622A7C	\$388	22.45" body, 26.75" shaft	
4" smooth Steel heavy duty tubing (1/8" wall)	20 lb D2622A4S	\$388	22.25" body, 26.75" shaft	

John Deere ROTARY DECK 9009A & 7400A (2016 & newer) 27" cut - FRONT ROLLER (With two independent rolling 5.2" wide roller bodies)

5" grooved Urethane over steel tubing (two 5.2" wide bodies)	12 lb D2905C5CGt	\$457	Twin independent bodies on a shaft	3 groove channels
5" smooth Urethane over steel tubing (two 5.2" wide bodies)	13 lb D2905C5Ct	\$400	Twin independent bodies on a shaft	BUC10125 & TCA25911

John Deere ROTARY DECK 9009A & 7400A (2016 & newer) 27" cut - BACK ROLLER

3" grooved Urethane over steel tubing (two 5.2" wide bodies)	10 lb D2905C3CGt	\$411	non-stripping, allows better air flow	
3" smooth Urethane over steel tubing (two 4" wide bodies)	10 lb D2904C3Ct	\$377	non-stripping, allows better air flow	
3" smooth Steel heavy duty tubing (two 4" wide bodies)	11 lb D2904C3St	\$343	non-stripping, allows better air flow	
3" grooved Urethane cast over heavy duty steel tubing	11 lb D2926C3CG	\$377	non-stripping, allows better air flow	26.45" body, 29" shaft
3" smooth Urethane cast over heavy duty steel tubing	12.5 lb D2926C3C	\$308	26.45" body, 29" shaft	TCA17790
3" smooth Steel heavy duty tubing (1/8" wall)	12.5 lb D2926C3S	\$274	26.25" body, 29" shaft	
3" smooth Urethane cast over heavy duty steel tubing	12.5 lb D2919C3C	\$331	19.45" body, 29" shaft	

John Deere ROTARY 7400 (pre-2016) DECK 27" cut - FRONT CASTER

5" smooth Urethane over steel tubing (4" wide body)	5 lb D0404G5C	\$172	superior design to OEM roller	TCA19047 +19H3185 +U44915
---	---------------	--------------	-------------------------------	---------------------------

John Deere ROTARY 7400 (pre-2016) DECK 27" cut - BACK ROLLER

3" smooth Urethane cast over heavy duty steel tubing	12.5 lb D2925A3C	\$308	25.45" body, 29.25" shaft	TCA17790 (3"),TCA25970
3" smooth Steel heavy duty tubing (1/8" wall)	12.5 lb D2925A3S	\$274	25.25" body, 29.25" shaft	TCA17790 (3"),TCA25970
3.5" smooth Urethane cast over heavy duty steel tubing	13.5 lb D2925A7C	\$388	25.45" body, 29.25" shaft	
4" smooth Steel heavy duty tubing (1/8" wall)	20 lb D2925A4S	\$388	25.25" body, 29.25" shaft	

for TORO mowers

Toro 22" GREENSMOWERS - FRONT ROLLER: series 1000, 3, 300, 3000, 3050, 3100, 3150 (with 3/8"-24 tap in shaft ends for ball stud)
(Except TriFlex series without ball stud for basket yoke as follows: 3200, 3250, 3300, 3320, 3400, 3420 & FLEX 21)

4 bodies	4 section 2" grooved Urethane cast over steel tubing	8.5 lb	T2522S2CGH4	\$447	4 independent roller bodies on a shaft	
4 bodies	4 section 2" smooth Urethane cast over steel tubing	8.5 lb	T2522S2C4	\$426	4 independent roller bodies on a shaft	
4 bodies	4 section 2" smooth Steel extra heavy duty tubing	12 lb	T2522S2S4	\$405	4 independent roller bodies on a shaft	
4 bodies	4 section 2" smooth Steel light tubing (full shaft)	7 lb	T2522S2L4	\$426	4 independent roller bodies on a shaft	
4 bodies	4 section 2.5" grooved Urethane cast over steel tubing	10 lb	T2522S25CG4	\$457	4 independent roller bodies on a shaft	
4 bodies	4 section 2.5" smooth Urethane cast over steel tubing	13 lb	T2522S25C4	\$447	4 independent roller bodies on a shaft	
4 bodies	4 section 2.5" smooth Steel extra heavy duty tubing	13 lb	T2522S25S4	\$447	4 independent roller bodies on a shaft	
	2" grooved Urethane cast over heavy duty steel tubing	7.5 lb	T2522S2CGH	\$255	22.25" body, 25.75" shaft	52-3200
	2" smooth Urethane cast over heavy duty steel tubing	8 lb	T2522S2C	\$239	22.25" body, 25.75" shaft	52-3170
	2" smooth Steel extra heavy duty tubing (1/4" wall)	11.5 lb	T2522S2S	\$203	22.25" body, 25.75" shaft	52-3170
	2" smooth Steel light tubing (full shaft)	5.5 lb	T2522S2L	\$203	22.25" body, 25.75" shaft	52-3170
	2.5" grooved Urethane cast over heavy duty steel tubing	9 lb	T2522S25CG	\$297	22.45" body, 25.75" shaft	
	2.5" smooth Urethane cast over heavy duty steel tubing	9.5 lb	T2522S25C	\$263	22.45" body, 25.75" shaft	
	2.5" smooth Steel heavy duty tubing (1/8" wall)	10 lb	T2522S25S	\$228	22.25" body, 25.75" shaft	
	2" smooth Steel light tubing **PRO line	4 lb	224SL	\$203	water pump bearing BWP4	52-3170

Toro 22" GREENSMOWERS - BACK ROLLER: series 3, 300, 3000, 3050, 3100, 3150
(Except TriFlex series as follows: 3200, 3250, 3300, 3320, 3400, 3420 & FLEX 21)

4 bodies	4 section 2" grooved Urethane cast over steel tubing	8.5 lb	T2522S2CGH4	\$447	4 independent roller bodies on a shaft	
4 bodies	4 section 2" smooth Urethane cast over steel tubing	8.5 lb	T2522A2C4	\$426	4 independent roller bodies on a shaft	
4 bodies	4 section 2" smooth Steel extra heavy duty tubing	12 lb	T2522A2S4	\$405	4 independent roller bodies on a shaft	
4 bodies	4 section 2" smooth Steel light tubing (full shaft)	7 lb	T2522A2L4	\$426	4 independent roller bodies on a shaft	
4 bodies	4 section 2.5" grooved Urethane cast over steel tubing	10 lb	T2522A25CG4	\$457	4 independent roller bodies on a shaft	
4 bodies	4 section 2.5" smooth Urethane cast over steel tubing	13 lb	T2522A25C4	\$447	4 independent roller bodies on a shaft	
4 bodies	4 section 2.5" smooth Steel extra heavy duty tubing	13 lb	T2522A25S4	\$447	4 independent roller bodies on a shaft	
	2" grooved Urethane cast over heavy duty steel tubing	7.5 lb	T2522A2CGH	\$255	22.25" body, 25.87" shaft	
	2" smooth Urethane cast over heavy duty steel tubing	8 lb	T2522A2C	\$239	22.25" body, 25.87" shaft	52-3120
	2" smooth Steel extra heavy duty tubing (1/4" wall)	11.5 lb	T2522A2S	\$203	22.25" body, 25.87" shaft	52-3120
	2" smooth Steel light tubing (full shaft)	5.5 lb	T2522A2L	\$203	22.25" body, 25.87" shaft	52-3120
	2.5" grooved Urethane cast over heavy duty steel tubing	9 lb	T2522A25CG	\$297	22.45" body, 25.87" shaft	
	2.5" smooth Urethane cast over heavy duty steel tubing	9.5 lb	T2522A25C	\$263	22.45" body, 25.87" shaft	
	2.5" smooth Steel heavy duty tubing (1/8" wall)	10 lb	T2522A25S	\$228	22.25" body, 25.87" shaft	
	2" smooth Steel light tubing **PRO line	4 lb	223SL	\$203	water pump bearing BWP3	52-3120

Toro 22" GREENSMOWERS - BASKET (Yoke) ROLLERS: series 3, 300, 3000, 3050, 3100, 3150 (with 3/8"-24 tap in shaft ends)
(Except TriFlex series as follows: 3200, 3250, 3300, 3320, 3400, 3420 & FLEX 21)

	3" grooved Urethane cast over heavy duty steel tubing	9 lb	T2520H3CG	\$320	assembly with body, shaft & bearings	52-2720
	3" smooth Urethane cast over heavy duty steel tubing	10.5 lb	T2520H3C	\$297	assembly with body, shaft & bearings	52-2720
	3" smooth Steel heavy duty tubing	11 lb	T2520H3S	\$251	assembly with body, shaft & bearings	52-2720
	3.5" smooth Urethane cast over heavy duty steel tubing	12.5 lb	T2520H7C	\$308	assembly with body, shaft & bearings	52-2720

Toro 22" TriFlex series GREENSMOWERS - FRONT & BACK ROLLERS: 3200, 3250, 3300, 3320, 3400, 3420
(choose the style to match your needs) (these rollers have solid shaft ends without taps, they do not accommodate yoke ball studs)

4 bodies	4 section 2" grooved Urethane cast over steel tubing	8.5 lb	T2522A2CGH4	\$447	4 independent roller bodies on a shaft	
4 bodies	4 section 2" smooth Urethane cast over steel tubing	8.5 lb	T2522A2C4	\$426	4 independent roller bodies on a shaft	
4 bodies	4 section 2" smooth Steel extra heavy duty tubing	12 lb	T2522A2S4	\$405	4 independent roller bodies on a shaft	
4 bodies	4 section 2" smooth Steel light tubing (full shaft)	7 lb	T2522A2L4	\$426	4 independent roller bodies on a shaft	
4 bodies	4 section 2.5" grooved Urethane cast over steel tubing	10 lb	T2522A25CG4	\$457	4 independent roller bodies on a shaft	
4 bodies	4 section 2.5" smooth Urethane cast over steel tubing	9 lb	T2522A25C4	\$447	4 independent roller bodies on a shaft	
4 bodies	4 section 2.5" smooth Steel extra heavy duty tubing	13 lb	T2522A25S4	\$447	4 independent roller bodies on a shaft	
	2" grooved Urethane cast over heavy duty steel tubing	7.5 lb	T2522A2CGH	\$255	22.25" body, 25.87" shaft	
	2" smooth Urethane cast over heavy duty steel tubing	8 lb	T2522A2C	\$239	22.25" body, 25.87" shaft	52-3120
	2" smooth Steel extra heavy duty tubing (1/4" wall)	11.5 lb	T2522A2S	\$203	22.25" body, 25.87" shaft	52-3120
	2" smooth Steel light tubing (full shaft)	5.5 lb	T2522A2L	\$203	22.25" body, 25.87" shaft	52-3120
	2.5" grooved Urethane cast over heavy duty steel tubing	9 lb	T2522A25CG	\$297	22.45" body, 25.87" shaft	
	2.5" smooth Urethane cast over heavy duty steel tubing	9.5 lb	T2522A25C	\$263	22.45" body, 25.87" shaft	115-7388
	2.5" smooth Steel heavy duty tubing (1/8" wall)	10 lb	T2522A25S	\$228	22.25" body, 25.87" shaft	115-7388
	2" smooth Urethane cast over heavy duty steel tubing	8 lb	T2421B2C	\$228	21.25" body, 24" shaft	
	2" smooth Steel extra heavy duty tubing (1/4" wall)	11.5 lb	T2421B2S	\$203	21.25" body, 24" shaft	
	2" smooth Steel light tubing (full shaft)	5.5 lb	T2421B2L	\$203	21.25" body, 24" shaft	
	2.5" grooved Urethane cast over heavy duty steel tubing	9 lb	T2421B25CG	\$297	21.45" body, 24" shaft	
	2.5" smooth Urethane cast over heavy duty steel tubing	9.5 lb	T2421B25C	\$263	21.45" body, 24" shaft	
	2.5" smooth Steel heavy duty tubing (1/8" wall)	10 lb	T2421B25S	\$228	21.25" body, 24" shaft	
	2" smooth Steel light tubing **PRO line	4 lb	223SL	\$203	water pump bearing BWP3	52-3120

Toro GREENSMOWER FLEX 21 & FLEX 2120 - FRONT & BACK ROLLERS (if groomer kit requires tap in ends of shaft, change "A" in part # to "S")

4 bodies	4 section 2" grooved Urethane cast over steel tubing	8.5 lb	T2522A2CGH4	\$447	4 independent roller bodies on a shaft	
4 bodies	4 section 2" smooth Urethane cast over steel tubing	8.5 lb	T2522A2C4	\$426	4 independent roller bodies on a shaft	
4 bodies	4 section 2" smooth Steel extra heavy duty tubing	12 lb	T2522A2S4	\$405	4 independent roller bodies on a shaft	
4 bodies	4 section 2" smooth Steel light tubing (full shaft)	7 lb	T2522A2L4	\$426	4 independent roller bodies on a shaft	
4 bodies	4 section 2.5" grooved Urethane cast over steel tubing	10 lb	T2522A25CG4	\$457	4 independent roller bodies on a shaft	
4 bodies	4 section 2.5" smooth Urethane cast over steel tubing	9 lb	T2522A25C4	\$447	4 independent roller bodies on a shaft	
4 bodies	4 section 2.5" smooth Steel extra heavy duty tubing	13 lb	T2522A25S4	\$447	4 independent roller bodies on a shaft	
	2" grooved Urethane cast over heavy duty steel tubing	7.5 lb	T2522A2CGH	\$255	22.25" body, 25.87" shaft	
	2" smooth Urethane cast over heavy duty steel tubing	8 lb	T2522A2C	\$239	22.25" body, 25.87" shaft	52-3120
	2" smooth Steel extra heavy duty tubing (1/4" wall)	11.5 lb	T2522A2S	\$203	22.25" body, 25.87" shaft	52-3120
	2" smooth Steel light tubing (full shaft)	5.5 lb	T2522A2L	\$203	22.25" body, 25.87" shaft	52-3120
	2.5" grooved Urethane cast over heavy duty steel tubing	9 lb	T2522A25CG	\$297	22.45" body, 25.87" shaft	
	2.5" smooth Urethane cast over heavy duty steel tubing	9.5 lb	T2522A25C	\$263	22.45" body, 25.87" shaft	
	2.5" smooth Steel heavy duty tubing (1/8" wall)	10 lb	T2522A25S	\$228	22.25" body, 25.87" shaft	
	2" smooth Steel light tubing **PRO line	4 lb	223SL	\$203	water pump bearing BWP3	52-3120

Toro GREENSMOWER FLEX 18 & FLEX 1820 - FRONT & BACK ROLLERS (if groomer kit requires tap in ends of shaft, change "C" in part # to "S")

4 bodies	4 section 2" smooth Urethane cast over steel tubing	7.6 lb	T2319C2C4	\$426	4 independent roller bodies on a shaft	
4 bodies	4 section 2" smooth Steel extra heavy duty tubing	12 lb	T2319C2S4	\$405	4 independent roller bodies on a shaft	
4 bodies	4 section 2" smooth Steel light tubing (full shaft)	7 lb	T2319C2L4	\$426	4 independent roller bodies on a shaft	
	2" grooved Urethane cast over heavy duty steel tubing	6.5 lb	T2319C2CGH	\$255	19.25" body	
	2" smooth Urethane cast over heavy duty steel tubing	7.5 lb	T2319C2C	\$239	19.25" body	
	2" smooth Steel extra heavy duty tubing (1/4" wall)	10.5 lb	T2319C2S	\$203	19.25" body	
	2" smooth Steel light tubing (full shaft)	4.5 lb	T2319C2L	\$203	19.25" body	
	2" smooth Steel light tubing **PRO line	4 lb	283SL	\$203	water pump bearing BWP3	

Toro GM800 18" GREENSMOWER - FRONT & BACK ROLLERS

4 bodies	4 section 2" smooth Urethane cast over steel tubing	7.6 lb	T2219S2C4	\$426	4 independent roller bodies on a shaft	
4 bodies	4 section 2" smooth Steel extra heavy duty tubing	12 lb	T2219S2S4	\$405	4 independent roller bodies on a shaft	
4 bodies	4 section 2" smooth Steel light tubing (full shaft)	7 lb	T2219S2L4	\$426	4 independent roller bodies on a shaft	
	2" grooved Urethane cast over heavy duty steel tubing	6.5 lb	T2219S2CGH	\$255	19.25" body	
	2" smooth Urethane cast over heavy duty steel tubing	7.5 lb	T2219S2C	\$239	19.25" body	
	2" smooth Steel extra heavy duty tubing (1/4" wall)	10.5 lb	T2219S2S	\$203	19.25" body	
	2" smooth Steel light tubing (full shaft)	4.5 lb	T2219S2L	\$203	19.25" body	
	2" smooth Steel light tubing **PRO line	4 lb	294SL	\$203	water pump bearing BWP4	

Toro GM1600 26" GREENSMOWER - FRONT & BACK ROLLERS

4 bodies	4 section 2.5" grooved Urethane cast over steel tubing	10 lb	T3127A25CG4	\$467	4 independent roller bodies on a shaft	
4 bodies	4 section 2.5" smooth Urethane cast over steel tubing	10 lb	T3127A25C4	\$457	4 independent roller bodies on a shaft	
4 bodies	4 section 2.5" smooth Steel extra heavy duty tubing	13 lb	T3127A25S4	\$457	4 independent roller bodies on a shaft	
	2.5" grooved Urethane cast over heavy duty steel tubing	11 lb	T3127A25CG	\$297	27.45" body	
	2.5" smooth Urethane cast over heavy duty steel tubing	11 lb	T3127A25C	\$263	27.45" body	
	2.5" smooth Steel heavy duty tubing (1/8" wall)	11.5 lb	T3127A25S	\$228	27.25" body	

Toro 3550D - FRONT ROLLER**(Sectional rollers with 4 bodies also available)**

2.5" grooved Urethane cast over heavy duty steel tubing	8 lb	T2118T25CG	\$308	18.25" body & 21.5" shaft	
---	------	------------	--------------	---------------------------	--

Toro 5100D, 5300D & 223D - FRONT ROLLER**(Sectional rollers with 4 bodies also available)****Combination roller assemblies to diminish effect of reel overlap shadowing are available-please call**

2.5" grooved Urethane cast over heavy duty steel tubing	9 lb	T2522A25CG	\$297	22.25" body & 25.87" shaft	75-1520
2.5" smooth Urethane cast over heavy duty steel tubing	9.5 lb	T2522A25C	\$263	22.45" body & 25.87" shaft	
2.5" smooth Steel heavy duty tubing (1/8" wall)	10 lb	T2522A25S	\$228	22.25" body & 25.87" shaft	

Toro 5100D, 5300D & 223D - BACK ROLLER (2.5" diameter also available)**(Sectional rollers with 4 bodies also available)**

2" grooved Urethane cast over heavy duty steel tubing	6.5 lb	T2319A2CGH	\$255	19.25" body	
2" smooth Urethane cast over heavy duty steel tubing	7.5 lb	T2319A2C	\$239	19.25" body	940694
2" smooth Steel extra heavy duty tubing (1/4" wall)	10.5 lb	T2319A2S	\$203	19.25" body	940694
2" smooth Steel light tubing (full shaft)	4.5 lb	T2319A2L	\$203	19.25" body	
2" smooth Steel light tubing **PRO line	4 lb	293SL	\$203	water pump bearing BWP3	

Toro 5200D, 5210D, 5400D, 5410D, 5510D & 5610D - FRONT ROLLER**(Sectional rollers with 4 bodies also available)****Combination roller assemblies to diminish effect of reel overlap shadowing are available-please call**

3" grooved Urethane cast over heavy duty steel tubing	9.5 lb	T2722A3CG	\$343	22.45" body, 27" shaft	1009906
3" smooth Urethane cast over heavy duty steel tubing	12 lb	T2722A3C	\$297	22.45" body, 27" shaft	99-5749
3" smooth Steel heavy duty tubing (1/8" wall)	11.5 lb	T2722A3S	\$240	22.25" body, 27" shaft	99-5749
3" grooved Urethane cast over heavy duty steel tubing	9.5 lb	T2724A3CG	\$343	24.45" body, 27" shaft	114-5400
3" smooth Urethane cast over heavy duty steel tubing	12 lb	T2724A3C	\$297	24.45" body, 27" shaft	
3" smooth Steel heavy duty tubing (1/8" wall)	11.5 lb	T2724A3S	\$240	24.25" body, 27" shaft	99-5749

Toro 5200D, 5210D, 5400D, 5410D, 5510D & 5610D - BACK ROLLER**(Sectional rollers with 4 bodies also available)**

3" grooved Urethane cast over heavy duty steel tubing	9.5 lb	T2522C3CG	\$343	22.45" body, 25.5" shaft	
3" smooth Urethane cast over heavy duty steel tubing	12 lb	T2522C3C	\$297	22.45" body, 25.5" shaft	
3" smooth Steel heavy duty tubing (1/8" wall)	11.5 lb	T2522C3S	\$240	22.25" body, 25.5" shaft	
2.5" grooved Urethane cast over heavy duty steel tubing	8.5 lb	T2522C25CG	\$297	22.45" body, 25.5" shaft	
2.5" smooth Urethane cast over heavy duty steel tubing	9.5 lb	T2522C25C	\$263	22.45" body, 25.5" shaft	114-5406
2.5" smooth Steel heavy duty tubing (1/8" wall)	10 lb	T2522C25S	\$228	22.25" body, 25.5" shaft	114-5406
2.5" grooved Urethane cast over heavy duty steel tubing	8.5 lb	T2521C25CG	\$297	21.45" body, 25.5" shaft	
2.5" smooth Urethane cast over heavy duty steel tubing	9.5 lb	T2521C25C	\$263	21.45" body, 25.5" shaft	114-5406
2.5" smooth Steel heavy duty tubing (1/8" wall)	10 lb	T2521C25S	\$228	21.25" body, 25.5" shaft	114-5406
2.5" grooved Urethane cast over heavy duty steel tubing	8.5 lb	T2321A25CG	\$297	21.45" body, 23.75" shaft	
2.5" smooth Urethane cast over heavy duty steel tubing	9.5 lb	T2321A25C	\$263	21.45" body, 23.75" shaft	
2.5" smooth Steel heavy duty tubing (1/8" wall)	9.2 lb	T2321A25S	\$228	21.25" body, 23.75" shaft	
2" smooth Urethane cast over heavy duty steel tubing	8 lb	T2321A2C	\$228	21.25" body, 23.75" shaft	
2" smooth Steel extra heavy duty tubing (1/4" wall)	11.5 lb	T2321A2S	\$203	21.25" body, 23.75" shaft	
2" smooth Steel light tubing (full shaft)	5.5 lb	T2321A2L	\$203	21.25" body, 23.75" shaft	
3" grooved Urethane cast over heavy duty steel tubing	9 lb	T2519A3CG	\$343	19.45" body, 25" shaft	
3" smooth Urethane cast over heavy duty steel tubing	11 lb	T2519A3C	\$297	19.45" body, 25" shaft	
3" smooth Steel heavy duty tubing (1/8" wall)	11 lb	T2519A3S	\$240	19.25" body, 25" shaft	
2.5" grooved Urethane cast over heavy duty steel tubing	8 lb	T2519A25CG	\$297	19.45" body, 25" shaft	
2.5" smooth Urethane cast over heavy duty steel tubing	9 lb	T2519A25C	\$263	19.45" body, 25" shaft	
2.5" smooth Steel heavy duty tubing (1/8" wall)	9 lb	T2519A25S	\$228	19.25" body, 25" shaft	
2" grooved Urethane cast over heavy duty steel tubing	6.5 lb	T2519A2CGH	\$255	19.25" body, 25" shaft	
2" smooth Urethane cast over heavy duty steel tubing	7.5 lb	T2519A2C	\$239	19.25" body, 25" shaft	
2" smooth Steel extra heavy duty tubing (1/4" wall)	10.5 lb	T2519A2S	\$203	19.25" body, 25" shaft	
2" smooth Steel light tubing (full shaft)	4.5 lb	T2519A2L	\$203	19.25" body, 25" shaft	
2.5" grooved Urethane cast over heavy duty steel tubing	8 lb	T2319A25CG	\$297	19.45" body, 23" shaft	
2.5" smooth Urethane cast over heavy duty steel tubing	9 lb	T2319A25C	\$263	19.45" body, 23" shaft	
2.5" smooth Steel heavy duty tubing (1/8" wall)	9 lb	T2319A25S	\$228	19.25" body, 23" shaft	
2" grooved Urethane cast over heavy duty steel tubing	6.5 lb	T2319A2CGH	\$255	19.25" body, 23" shaft	
2" smooth Urethane cast over heavy duty steel tubing	7.5 lb	T2319A2C	\$239	19.25" body, 23" shaft	940694
2" smooth Steel extra heavy duty tubing (1/4" wall)	10.5 lb	T2319A2S	\$203	19.25" body, 23" shaft	940694
2" smooth Steel light tubing (full shaft)	4.5 lb	T2319A2L	\$203	19.25" body, 23" shaft	
2" smooth Steel light tubing **PRO line	4 lb	293SL	\$203	19.25" body, 23" shaft	water pump bearing BWP3

Toro 5500D, 6500D & 6700D - FRONT & BACK ROLLERS**(Sectional rollers with 4 bodies also available)**

3" grooved Urethane cast over heavy duty steel tubing	9.5 lb	T2722A3CG	\$343	22.45" body, 27" shaft	1009906
3" smooth Urethane cast over heavy duty steel tubing	12 lb	T2722A3C	\$297	22.45" body, 27" shaft	99-5749
3" smooth Steel heavy duty tubing (1/8" wall)	11.5 lb	T2722A3S	\$240	22.25" body, 27" shaft	99-5749
3" grooved Urethane cast over heavy duty steel tubing	9.5 lb	T2724A3CG	\$343	24.45" body, 27" shaft	114-5400
3" smooth Urethane cast over heavy duty steel tubing	12 lb	T2724A3C	\$297	24.45" body, 27" shaft	99-5749
3" smooth Steel heavy duty tubing (1/8" wall)	11.5 lb	T2724A3S	\$240	24.25" body, 27" shaft	99-5749
To diminish instances of shadowing lines due to overlap of reels				call for proper application specifics	
3 section 3" grooved Urethane with 2" wide smooth ends	9.5 lb	T2722A3CG.22C	\$519	front roller for BACK ROLLER mower heads-use with T2719A3C	
3" smooth Urethane cast over heavy duty steel tubing	11 lb	T2719A3C	\$297	BACK ROLLER roller for BACK ROLLER mower heads-use with T2722A3CG.22C	
(please confirm diameter of body and length of shaft required to fit BACK ROLLER)					
3" grooved Urethane cast over heavy duty steel tubing	9.5 lb	T2522A3CG	\$343	22.45" body, 25.87" shaft	
3" smooth Urethane cast over heavy duty steel tubing	12 lb	T2522A3C	\$297	22.45" body, 25.87" shaft	
3" smooth Steel heavy duty tubing (1/8" wall)	11.5 lb	T2522A3S	\$240	22.25" body, 25.87" shaft	
2.5" Combination roller assemblies to diminish effect of reel overlap shadowing are available-please call					
2.5" grooved Urethane cast over heavy duty steel tubing	9 lb	T2522A25CG	\$297	22.45" body, 25.87" shaft	
2.5" smooth Urethane cast over heavy duty steel tubing	9.5 lb	T2522A25C	\$263	22.45" body, 25.87" shaft	
2.5" smooth Steel heavy duty tubing (1/8" wall)	10 lb	T2522A25S	\$228	22.25" body, 25.87" shaft	
2.5" grooved Urethane cast over heavy duty steel tubing	9 lb	T2422A25CG	\$297	22.45" body, 24.5" shaft	
2.5" smooth Urethane cast over heavy duty steel tubing	9.5 lb	T2422A25C	\$263	22.45" body, 24.5" shaft	
2.5" smooth Steel heavy duty tubing (1/8" wall)	10 lb	T2422A25S	\$228	22.25" body, 24.5" shaft	
2.5" grooved Urethane cast over heavy duty steel tubing	8.5 lb	T2421A25CG	\$297	21.45" body, 24.5" shaft	
2.5" smooth Urethane cast over heavy duty steel tubing	9.5 lb	T2421A25C	\$263	21.45" body, 24.5" shaft	
2.5" smooth Steel heavy duty tubing (1/8" wall)	10 lb	T2421A25S	\$228	21.25" body, 24.5" shaft	
2.5" grooved Urethane cast over heavy duty steel tubing	8 lb	T2519A25CG	\$297	19.45" body, 25" shaft	
2.5" smooth Urethane cast over heavy duty steel tubing	9 lb	T2519A25C	\$263	19.45" body, 25" shaft	
2.5" smooth Steel heavy duty tubing (1/8" wall)	9 lb	T2519A25S	\$228	19.25" body, 25" shaft	
2.5" grooved Urethane cast over heavy duty steel tubing	8 lb	T2419A25CG	\$297	19.45" body, 24.5" shaft	
2.5" smooth Urethane cast over heavy duty steel tubing	9 lb	T2419A25C	\$263	19.45" body, 24.5" shaft	
2.5" smooth Steel heavy duty tubing (1/8" wall)	9 lb	T2419A25S	\$228	19.25" body, 24.5" shaft	

Toro 27" SIDEWINDER, 27" 3100D, 27" 2300D & 216 - FRONT & BACK ROLLERS			(Sectional rollers with 4 bodies also available)	
2.5" grooved Urethane cast over heavy duty steel tubing	10 lb T3026D25CG	\$297	26.45" body, 30" shaft	92-7410, 104-1385
2.5" smooth Urethane cast over heavy duty steel tubing	11 lb T3026D25C	\$263	26.45" body, 30" shaft	61-0410
2.5" smooth Steel heavy duty tubing (1/8" wall)	11.5 lb T3026D25S	\$228	26.25" body, 30" shaft	61-0410
3" grooved Urethane cast over heavy duty steel tubing	12.5 lb T3026D3CG	\$343	26.45" body, 30" shaft	
3" smooth Urethane cast over heavy duty steel tubing	13 lb T3026D3C	\$297	26.45" body, 30" shaft	
3" smooth Steel heavy duty tubing (1/8" wall)	13 lb T3026D3S	\$240	26.25" body, 30" shaft	
3" grooved Urethane cast over heavy duty steel tubing	10.3 lb T3227D25CG	\$308	27.45" body, 32" shaft	front 114-9383, BACK ROLLER 112-
3" smooth Urethane cast over heavy duty steel tubing	11 lb T3227D25C	\$274	27.45" body, 32" shaft	front 114-9383, BACK ROLLER 112-
3" grooved Urethane cast over heavy duty steel tubing	12.8 lb T3227D3CG	\$343	27.45" body, 32" shaft	front 114-9383, BACK ROLLER 112-
3" smooth Urethane cast over heavy duty steel tubing	13.3 lb T3227D3C	\$297	27.45" body, 32" shaft	front 114-9383, BACK ROLLER 112-
3" smooth Steel heavy duty tubing (1/8" wall)	13.3 lb T3227D3S	\$240	27.25" body, 32" shaft	front 114-9383, BACK ROLLER 112-
Toro 32" SIDEWINDER, 32" 3100D & 2600D & 2300D - FRONT ROLLER (check length of body and shaft to match your requirements)				
3" grooved Urethane cast over heavy duty steel tubing	14 lb T3431U3CG	\$354	31.45" body, 34.5" shaft	
3" smooth Steel heavy duty tubing (1/8" wall)	15 lb T3431U3S	\$274	31.25" body, 34.5" shaft	
3" grooved Urethane cast over heavy duty steel tubing	14 lb T3632U3CG	\$354	32.45" body, 36" shaft	
3" smooth Steel heavy duty tubing (1/8" wall)	15 lb T3632U3S	\$274	32.25" body, 36" shaft	
2.5" grooved Urethane cast over heavy duty steel tubing	13 lb T3431U25CG	\$320	31.45" body, 34.5" shaft	94-4993, 104-1388
2.5" smooth Steel heavy duty tubing (1/8" wall)	12.5 lb T3431U25S	\$263	31.25" body, 34.5" shaft	
Toro 32" SIDEWINDER, 32" 3100D & 2600D & 2300D - BACK ROLLER				
3" smooth Urethane cast over heavy duty steel tubing	15 lb T3429U3C	\$297	29.45" body, 34.5" shaft	
3" smooth Steel heavy duty tubing (1/8" wall)	14.5 lb T3429U3S	\$263	29.25" body, 34.5" shaft	
2.5" smooth Urethane cast over heavy duty steel tubing	12.5 lb T3429U25C	\$274	29.45" body, 34.5" shaft	94-4982
2.5" smooth Steel heavy duty tubing (1/8" wall)	12.5 lb T3429U25S	\$263	29.25" body, 34.5" shaft	94-4982
Toro REEL MOWERS 4500D, 4300D, 4000D, 3500D, 450D, 335D & 350D - FRONT ROLLER				
3" grooved Urethane cast over heavy duty steel tubing	14.5 lb T3732K3CG	\$343	Fits 36" or 37" shaft	
3" smooth Steel heavy duty tubing (1/8" wall)	16 lb T3732K3S	\$274	Fits 36" or 37" shaft	
3" grooved Urethane cast over heavy duty steel tubing	13.5 lb T3229T3CG	\$343	Fits 32" shaft	
3" smooth Urethane cast over heavy duty steel tubing	15 lb T3229T3C	\$297	Fits 32" shaft	
3" smooth Steel heavy duty tubing (1/8" wall)	15 lb T3229T3S	\$251	Fits 32" shaft	
Toro REEL MOWERS 4500D, 4000D, 3500D, 450D, 335D, & 350D - BACK ROLLER				
3" smooth Urethane cast over heavy duty steel tubing	15 lb T3429K3C	\$297	29.45" body	
3" smooth Steel heavy duty tubing (1/8" wall)	15 lb T3429K3S	\$240	29.25" body	
3.5" smooth Urethane cast over heavy duty steel tubing	18 lb T3429K7C	\$388	29.45" body	59-5630
4" smooth Urethane cast over heavy duty steel tubing	30 lb T3429K4C	\$457	29.45" body	
4" smooth Steel heavy duty tubing (1/8" wall)	29 lb T3429K4S	\$411	29.25" body	
Toro SPARTAN FAIRWAY, REELMASTER GANG, TURF PRO & PARKMASTER GANG				
3" smooth Urethane cast over heavy duty steel tubing	14 lb T3227J3C	\$297	27.45" body	
3" smooth Steel heavy duty tubing (1/8" wall)	13.5 lb T3227J3S	\$251	27.25" body	8-3990
3.5" smooth Urethane cast over heavy duty steel tubing	17 lb T3227J7C	\$388	27.45" body	8-3990, 5-3939
4" smooth Steel heavy duty tubing (1/8" wall)	27 lb T3227J4S	\$411	27.25" body	
Toro ROTARY DECK 4500D, 4700D, 3500D & 3505D - FRONT ROLLER (includes our Competition™ bearings, seals and roller shaft)				
5" grooved Urethane cast over steel tubing w/ bearings/seals	5 lb T0505G5CG2	\$251	3 large machined grooves in roller body	104-1092 + 115-3412
5" smooth Urethane over steel tubing (5.2" wide body)	5 lb T0505G5C	\$172	do not need OEM 5/8" dia. bolt	104-1092 + 115-3412+115-3418
Toro ROTARY DECK 4500D, 4700D, 3500D & 3505D - BACK ROLLER				
3" grooved Urethane over steel tubing (two 4" wide bodies)	10.5 lb T3304A3CGt	\$411	non-stripping, allows better air flow	
3" smooth Urethane over steel tubing (two 4" wide bodies)	11 lb T3304A3Ct	\$377	non-stripping, allows better air flow	
3" smooth Steel heavy duty tubing (two 4" wide bodies)	12 lb T3304A3St	\$343	non-stripping, allows better air flow	
3" grooved Urethane cast over heavy duty steel tubing	13.5 lb T3329A3CG	\$343	non-stripping, allows better air flow	
3" smooth Urethane cast over heavy duty steel tubing	15 lb T3329A3C	\$297	29.45" body	112-5265
3" smooth Steel heavy duty tubing (1/8" wall)	15 lb T3329A3S	\$251	29.25" body	112-5265
3.5" smooth Urethane cast over heavy duty steel tubing	18 lb T3329A7C	\$388	29.45" body	
Toro ROTARY DECK 4300D - FRONT ROLLER (with extended shaft) (includes our Competition™ bearings, seals and roller shaft)				
5" grooved Urethane cast over steel tubing w/ bearings/seals	5 lb T0705G5CG	\$251	3 large machined grooves in roller body	115-3418 + 114-0430
5" smooth Urethane over steel tubing (5.2" wide body)	5.5 lb T0705G5C	\$172	do not need OEM 5/8" dia. bolt	115-3418 + 114-0430
Toro ROTARY DECK 4300D - BACK ROLLER (3.5" dia. rollers may be available-please call)				
3" grooved Urethane over steel tubing (two 5.2" wide bodies)	10.5 lb T2804K3CGt	\$411	non-stripping, allows better air flow	
3" smooth Urethane over steel tubing (two 4" wide bodies)	11 lb T2804K3Ct	\$377	non-stripping, allows better air flow	
3" smooth Steel heavy duty tubing (two 4" wide bodies)	12 lb T2804K3St	\$343	non-stripping, allows better air flow	
3" grooved Urethane cast over heavy duty steel tubing	11 lb T2824K3CG	\$343	24.45" body	
3" smooth Urethane cast over heavy duty steel tubing	12 lb T2824K3C	\$297	24.45" body	108-7387
3" smooth Steel heavy duty tubing (1/8" wall)	11 lb T2824K3S	\$251	24.25" body	108-7387

for RANSOMES mowers

RANSOMES ALL 22" GREENSPLEX & E-PLEX - FRONT ROLLER

4 bodies	4 section 2" grooved Urethane cast over steel tubing	8.5 lb	R2522A2CGH4	\$457	4 independent roller bodies on a shaft	
4 bodies	4 section 2" smooth Urethane cast over steel tubing	8.5 lb	R2522A2C4	\$426	4 independent roller bodies on a shaft	
4 bodies	4 section 2" smooth Steel extra heavy duty tubing	12 lb	R2522A2S4	\$405	4 independent roller bodies on a shaft	
4 bodies	4 section 2" smooth Steel light tubing (full shaft)	7 lb	R2522A2L4	\$426	4 independent roller bodies on a shaft	
4 bodies	4 section 2.5" grooved Urethane cast over steel tubing	10.5 lb	R2522A25CG4	\$457	4 independent roller bodies on a shaft	68673
4 bodies	4 section 2.5" smooth Urethane cast over steel tubing	8.5 lb	R2522A25C4	\$447	4 independent roller bodies on a shaft	
4 bodies	4 section 2.5" smooth Steel extra heavy duty tubing	12 lb	R2522A25S4	\$447	4 independent roller bodies on a shaft	
	2" grooved Urethane cast over heavy duty steel tubing	7.5 lb	R2522A2CGH	\$255	22.25" body	68527
	2" smooth Urethane cast over heavy duty steel tubing	8 lb	R2522A2C	\$239	22.25" body	
	2" smooth Steel extra heavy duty tubing (1/4" wall)	11.5 lb	R2522A2S	\$203	22.25" body	68641
	2" smooth Steel light tubing (full shaft)	5.5 lb	R2522A2L	\$203	22.25" body	1004991, 68530
	2.5" grooved Urethane cast over heavy duty steel tubing	9 lb	R2522A25CG	\$297	22.45" body	
	2.5" smooth Urethane cast over heavy duty steel tubing	9.5 lb	R2522A25C	\$263	22.45" body	
	2.5" smooth Steel heavy duty tubing (1/8" wall)	10 lb	R2522A25S	\$228	22.25" body	
	2" smooth Steel light tubing **PRO line	4 lb	223SL	\$203	water pump bearing BWP3	

RANSOMES 300 & 500 GREENSMOWERS - BACK ROLLER

4 bodies	4 section 2" grooved Urethane cast over steel tubing	8.5 lb	R2422S2CGH4	\$457	4 independent roller bodies on a shaft	
4 bodies	4 section 2" smooth Urethane cast over steel tubing	8.5 lb	R2422S2C4	\$426	3/8"-24 taps in shaft ends	
4 bodies	4 section 2" smooth Steel extra heavy duty tubing	12 lb	R2422S2S4	\$405	3/8"-24 taps in shaft ends	
4 bodies	4 section 2" smooth Steel light tubing (full shaft)	7 lb	R2422S2L4	\$426	3/8"-24 taps in shaft ends	
4 bodies	4 section 2" grooved Urethane cast over steel tubing	8.5 lb	R2422G2CGH4	\$457	4 independent roller bodies on a shaft	
4 bodies	4 section 2" smooth Urethane cast over steel tubing	8.5 lb	R2422G2C4	\$426	7/16"-20 taps in shaft ends	
4 bodies	4 section 2" smooth Steel extra heavy duty tubing	12 lb	R2422G2S4	\$405	7/16"-20 taps in shaft ends	
4 bodies	4 section 2" smooth Steel light tubing (full shaft)	7 lb	R2422G2L4	\$426	7/16"-20 taps in shaft ends	
	2" grooved Urethane cast over heavy duty steel tubing	7.5 lb	R2422G2CGH	\$255	3/8"-24 taps in shaft ends	
	2" smooth Urethane cast over heavy duty steel tubing	8 lb	R2422G2C	\$239	3/8"-24 taps in shaft ends	LMSE079
	2" smooth Steel extra heavy duty tubing (1/4" wall)	11.5 lb	R2422G2S	\$203	3/8"-24 taps in shaft ends	1000770
	2" smooth Steel light tubing (full shaft)	5.5 lb	R2422G2L	\$203	3/8"-24 taps in shaft ends	1004990
	2" grooved Urethane cast over heavy duty steel tubing	7.5 lb	R2422G2CGH	\$255	7/16"-20 taps in shaft ends	
	2" smooth Urethane cast over heavy duty steel tubing	8 lb	R2422G2C	\$239	7/16"-20 taps in shaft ends	
	2" smooth Steel extra heavy duty tubing (1/4" wall)	11.5 lb	R2422G2S	\$203	7/16"-20 taps in shaft ends	
	2" smooth Steel light tubing (full shaft)	5.5 lb	R2422G2L	\$203	7/16"-20 taps in shaft ends	
	2" smooth Steel light tubing **PRO line	4 lb	225SL	\$203	7/16"-20 taps in shaft ends	

RANSOMES MOTOR 180D, 180 TRIPLEX & TRIPLE 18 - ALL ROLLERS

	2.5" grooved Urethane cast over heavy duty steel tubing	9 lb	R2826G25CG	\$297	7/16"-20 taps in shaft ends	
	2.5" smooth Urethane cast over heavy duty steel tubing	11.5 lb	R2826G25C	\$263	7/16"-20 taps in shaft ends	A896305
	2.5" smooth Steel heavy duty tubing (1/8" wall)	12 lb	R2826G25S	\$228	7/16"-20 taps in shaft ends	A896305

RANSOMES 250 LIGHTWEIGHT FAIRWAY - 33 HP/ 6" DIA. REELS - ALL ROLLERS

	3" grooved Urethane cast over heavy duty steel tubing	13 lb	R2722R3CG	\$343		
	3" smooth Urethane cast over heavy duty steel tubing	15 lb	R2722R3C	\$297		
	3" smooth Steel heavy duty tubing	15 lb	R2722R3S	\$251		

RANSOMES 250 LIGHTWEIGHT FAIRWAY - 28 HP/ 2WD REELS - FRONT ROLLER

	3" grooved Urethane cast over heavy duty steel tubing	13 lb	R2622A3CG	\$343		
	3" smooth Urethane cast over heavy duty steel tubing	15 lb	R2622A3C	\$297		
	3" smooth Steel heavy duty tubing	15 lb	R2622A3S	\$251		

RANSOMES 250 LIGHTWEIGHT FAIRWAY - 23 HP/ 5" DIA. REELS - FRONT ROLLER

	3" grooved Urethane cast over heavy duty steel tubing	13 lb	R2722A3CG	\$343		2206098
	3" smooth Urethane cast over heavy duty steel tubing	15 lb	R2722A3C	\$297		2206099
	3" smooth Steel heavy duty tubing	15 lb	R2722A3S	\$251		2206099

RANSOMES 250 LIGHTWEIGHT FAIRWAY - 23 HP/ 5" DIA. REELS - BACK ROLLER

	2.5" grooved Urethane cast over heavy duty steel tubing	9 lb	R2421S25CG	\$297	3/8"-24 taps in shaft ends	
	2.5" smooth Urethane cast over heavy duty steel tubing	9.5 lb	R2421S25C	\$263	3/8"-24 taps in shaft ends	
	2.5" smooth Steel extra heavy duty tubing (1/4" wall)	10 lb	R2421S25S	\$228	3/8"-24 taps in shaft ends	
	2.5" grooved Urethane cast over heavy duty steel tubing	9 lb	R2421G25CG	\$297	7/16"-20 taps in shaft ends	
	2.5" smooth Urethane cast over heavy duty steel tubing	8 lb	R2421G25C	\$263	7/16"-20 taps in shaft ends	
	2.5" smooth Steel extra heavy duty tubing (1/4" wall)	12 lb	R2421G25S	\$228	7/16"-20 taps in shaft ends	

RANSOMES 26" FAIRWAY 300, 305, 405 & 26" T-PLEX 185D - ALL ROLLERS

	3" grooved Urethane cast over heavy duty steel tubing	13 lb	R3026T3CG	\$343		
	3" smooth Urethane cast over heavy duty steel tubing	15 lb	R3026T3C	\$297		
	3" smooth Steel heavy duty tubing	15 lb	R3026T3S	\$251		

RANSOMES 30" T-PLEX 185D - ALL ROLLERS

	3" grooved Urethane cast over heavy duty steel tubing	13 lb	R3429T3CG	\$343		LMSE080
	3" smooth Urethane cast over heavy duty steel tubing	15 lb	R3429T3C	\$297		LMSE079
	3" smooth Steel heavy duty tubing	15 lb	R3429T3S	\$251		

RANSOMES 350D, 213D, 465, 5/3 MOTOR, 5 MOUNTED, 5/7 & 340 (27" REEL) - ALL ROLLERS

	2.5" grooved Urethane cast over heavy duty steel tubing	9 lb	R3127G25CG	\$297	27.45" body, 31 .62" shaft w/ 7/16"-20 taps	
	2.5" smooth Urethane cast over heavy duty steel tubing	11.2 lb	R3127G25C	\$263	27.45" body, 31 .62" shaft w/ 7/16"-20 taps	LMAA356, 71091
	2.5" smooth Steel extra heavy duty tubing (1/4" wall)	12 lb	R3127G25S	\$228	27.45" body, 31 .62" shaft w/ 7/16"-20 taps	LMAA356, 71091
	3" grooved Urethane cast over heavy duty steel tubing	12.4 lb	R3529A3CG	\$343	29.45" body, 35" shaft	MBE0852B, 500638, 500630
	3" smooth Urethane cast over heavy duty steel tubing	15 lb	R3529A3C	\$297	29.45" body, 35" shaft	
	3" smooth Steel heavy duty tubing	15 lb	R3529A3S	\$251	29.25" body, 35" shaft	

RANSOMES ROTARY AR-250, AR-2500 DECK - BACK ROLLER

	3.5" smooth Urethane cast over heavy duty steel tubing	27 lb	R2722X7C	\$411		4115430, 2206195
	4" smooth Urethane cast over heavy duty steel tubing	23 lb	R2722X4C	\$457		4115430, 2206195
	4" smooth Steel heavy duty tubing (1/8" wall)	27 lb	R2722X4S	\$411		4115430, 2206195

for TRU-TURF Greens Golf Rollers**Tru-Turf Smoothing Heads Rollers for RS48-11E, RB48-11A & TR7000C machines**

2.5" smooth Urethane cast over heavy duty steel tubing 22.45"	9.5 lb T2222S25C	\$263	22.45" body to fit RS48-11E & RB48-11A	R8217
2.5" smooth Steel heavy duty tubing (1/8" wall) 22.25"	9.2 lb T2222S25S	\$235	22.25" body to fit RS48-11E & RB48-11A	R8217
2.5" smooth Urethane cast over heavy duty steel tubing 39.5"	T3939S25C	\$424	39.5" body to fit GR39	
2.5" smooth Steel heavy duty tubing (1/8" wall) 39.5"	T3939S25S	\$378	39.5" body to fit GR39	
2.5" smooth Urethane cast over heavy duty steel 39.5" 2 bodies	T3939S25C2	\$453	39.5" body total to fit TR7000C machine	G7018 & G7049
2.5" smooth Steel heavy duty tubing (1/8" wall) 39.5" 2 body section	15.5 lb T3939S25S2	\$400	39.5" body total to fit TR7000C machine	G7018 & G7049

Tru-Turf Smoothing Heads Rollers for R52 machines

2.5" smooth Urethane cast over heavy duty steel tubing 18.45"	9 lb T1818S25C	\$251	18.45" body to fit R52	E7149
2.5" smooth Steel heavy duty tubing (1/8" wall) 18.25"	8.7 lb T1818S25S	\$228	18.25" body to fit R52	E7149

Tru-Turf Smoothing Heads Rollers for TR66 Spikes machines

2.5" smooth Urethane cast over heavy duty steel tubing 22.45"	9.5 lb TT2422S25C	\$297	22.45" body	T3005
2.5" smooth Steel heavy duty tubing (1/8" wall) 22.25"	9.2 lb TT2422S25S	\$285	22.25" body	T3005

for SISIS**Sisis Flexi-400 - ALL ROLLERS**

3" smooth Urethane cast over heavy duty steel tubing	11.6 lb S2524S3C	\$343		
3" smooth Steel heavy duty tubing	12 lb S2524S3S	\$322		
3.5" smooth Urethane cast over heavy duty steel tubing	16 lb S2524S7C	\$388		

Sisis Veemo MK2 Verticutter - ALL ROLLERS

3" smooth Urethane cast over heavy duty steel tubing	15 lb S3029G3C	\$343		
3" smooth Steel heavy duty tubing	15 lb S3029G3S	\$322		

for DENNIS**Dennis Walking mower - ALL ROLLERS (handlebar bushings needed)**

3.5" smooth Urethane cast over heavy duty steel tubing	21 lb D3834G7C	\$447		
Handlebar bushing (2 per roller)	2SLEEVE 1.25x.5x1.2 PU	\$22		

for SHIBAURA & HUSTLER**Shibaura SR525 Fairway & Hustler 7500 & 7700 Fairway (Sectional rollers with 4 bodies also available)**

3" grooved Urethane cast over heavy duty steel tubing	10.5 lb S2522P3CG	\$411	22.45" body, 25.75" shaft	A72010351
3" smooth Urethane cast over heavy duty steel tubing	12.5 lb S2522P3C	\$388	22.45" body, 25.75" shaft	A72010351
3" smooth Steel heavy duty tubing (1/8" wall)	12.5 lb S2522P3S	\$320	22.25" body, 25.75" shaft	A72010351

Shibaura SR370 (Sectional rollers with 4 bodies also available)

3" grooved Urethane cast over heavy duty steel tubing	12.5 lb S2926P3CG	\$426	26.45" body, 29.75" shaft	
3" smooth Urethane cast over heavy duty steel tubing	14 lb S2926P3C	\$400	26.45" body, 29.75" shaft	
3" smooth Steel heavy duty tubing (1/8" wall)	14 lb S2926P3S	\$343	26.25" body, 29.75" shaft	

Shibaura G Flow22 & MG70 & Hustler GM1500 Greensmowers (Sectional rollers with 4 bodies also available)

2.5" grooved Urethane cast over heavy duty steel tubing	9 lb S2622P25CG	\$384	22.45" body, 26" shaft	
2.5" smooth Urethane cast over heavy duty steel tubing	11.5 lb S2622P25C	\$343	22.45" body, 26" shaft	
2.5" smooth Steel heavy duty tubing (1/8" wall)	12 lb S2622P25S	\$297	22.25" body, 26" shaft	
2" grooved Urethane cast over heavy duty steel tubing	7.5 lb S2622P2CGH	\$289	22.25" body, 26" shaft	
2" smooth Urethane cast over heavy duty steel tubing	8 lb S2622P2C	\$269	22.25" body, 26" shaft	
2" smooth Steel heavy duty tubing (1/4" wall)	11.5 lb S2622P2S	\$259	22.25" body, 26" shaft	

Shibaura G EXE 26 Greensmower (Sectional rollers with 4 bodies also available)

2.5" grooved Urethane cast over heavy duty steel tubing	10 lb S2826P25CG	\$395	26.45" body, 28.375" shaft	
2.5" smooth Urethane cast over heavy duty steel tubing	12.5 lb S2826P25C	\$353	26.45" body, 28.375" shaft	
2.5" smooth Steel heavy duty tubing (1/8" wall)	12.5 lb S2826P25S	\$307	26.25" body, 28.375" shaft	
2" smooth Urethane cast over heavy duty steel tubing	8.5 lb S2826P2C	\$289	26.25" body, 28.375" shaft	
2" smooth Steel heavy duty tubing (1/4" wall)	12 lb S2826P2S	\$269	26.25" body, 28.375" shaft	

for BARONESS**Baroness LM2700 Fairway - ALL ROLLERS**

3" grooved Urethane cast over heavy duty steel tubing	13 lb K2727G3CG	\$446		
3" smooth Urethane cast over heavy duty steel tubing	15 lb K2727G3C	\$400		
3" smooth Steel heavy duty tubing	15 lb K2727G3S	\$343		
3.5" smooth Urethane cast over heavy duty steel tubing	18 lb K2727G7C	\$503		
4" smooth Urethane cast over heavy duty steel tubing	23 lb N2727G4C	\$571		

Baroness LM185 - ALL ROLLERS

3" grooved Urethane cast over heavy duty steel tubing	13 lb K3027K3CG	\$446		
3" smooth Urethane cast over heavy duty steel tubing	15 lb K3027K3C	\$400		
3" smooth Steel heavy duty tubing	15 lb K3027K3S	\$343		

Baroness LM66T Greens - ALL ROLLERS

2.5" grooved Urethane cast over heavy duty steel tubing	13 lb K2725H25CG	\$366		
2.5" smooth Urethane cast over heavy duty steel tubing	15 lb K2725H25C	\$331		
2.5" smooth Steel heavy duty tubing	15 lb K2725H25S	\$308		

for VENTRAC**Ventrac MJ840 Contour Deck Rotary Mower**

3" smooth Urethane cast over heavy duty steel tubing	11.8 lb 2V2422S3C	only available through Venture Products	Competition2 upgrade
3" smooth Steel heavy duty tubing (1/8" wall)	11.4 lb V2422S3S	\$320	
3" grooved Urethane over steel tubing (two 4" wide bodies)	8 lb V2404S3CGt	\$411	non-stripping, allows better air flow
3" smooth Urethane over steel tubing (two 4" wide bodies)	8 lb 2V2404S3Ct	\$457	non-stripping, allows better air flow
3" smooth Urethane over steel tubing (two 4" wide bodies)	8 lb V2404S3Ct	\$377	non-stripping, allows better air flow
3" smooth Steel heavy duty tubing (two 4" wide bodies)	10 lb V2404S3St	\$353	non-stripping, allows better air flow

Ventrac MR740 Triplex Reel Mower

3" grooved Urethane cast over heavy duty steel tubing	9.5 lb V2826G3CG	\$388
3" smooth Urethane cast over heavy duty steel tubing	11.5 lb V2826G3C	\$354
3" smooth Steel heavy duty tubing (1/8" wall)	11.2 lb V2826G3S	\$333

for NATIONAL**National 68 & 84 TRIPLEX & PTO GANG - 30" REELS**

3" grooved Urethane cast over heavy duty steel tubing	13 lb N3429I3CG	\$343
3" smooth Urethane cast over heavy duty steel tubing	15 lb N3429I3C	\$297
3" smooth Steel heavy duty tubing	15 lb N3429I3S	\$251
3.5" smooth Urethane cast over heavy duty steel tubing	18 lb N3429I7C	\$388
4" smooth Urethane cast over heavy duty steel tubing	23 lb N3229I4C	\$434
4" smooth Steel heavy duty tubing	19 lb N3429I4S	\$388

National 68 & 84 TRIPLEX & PTO GANG - 25" OUTSIDE REELS

3" smooth Urethane cast over heavy duty steel tubing	11 lb N2420I3C	\$297
3" smooth Steel heavy duty tubing	11 lb N2420I3S	\$263
3.5" smooth Urethane cast over heavy duty steel tubing	13 lb N2420I7C	\$388

for BUNTON**Bunton 22" WALKING GREENSMOWERS - FRONT****(Sectional rollers with 4 bodies also available)**

2" grooved Urethane cast over heavy duty steel tubing	7.5 lb B2422P2CGH	\$265
2" smooth Urethane cast over heavy duty steel tubing	8 lb B2422P2C	\$249
2" smooth Steel extra heavy duty tubing (1/4" wall)	11.5 lb B2422P2S	\$221
2" smooth Steel light tubing (full shaft)	5 lb B2422P2L	\$221
2.5" grooved Urethane cast over heavy duty steel tubing	9 lb B2422P25CG	\$280
2.5" smooth Urethane cast over heavy duty steel tubing	9.5 lb B2422P25C	\$249
2.5" smooth Steel extra heavy duty tubing (1/4" wall)	10 lb B2422P25S	\$228

Bunton 26" WALKING GREENSMOWER - FRONT**(Sectional rollers with 4 bodies also available)**

2.5" grooved Urethane cast over heavy duty steel tubing	10 lb B2726P25CG	\$280
2.5" smooth Urethane cast over heavy duty steel tubing	10.5 lb B2726P25C	\$249
2.5" smooth Steel extra heavy duty tubing (1/4" wall)	11 lb B2726P25S	\$228

Bunton 30" FAIRWAY GANG MOWER - FRONT & BACK ROLLERS




3" grooved Urethane cast over heavy duty steel tubing	13 lb B3629H3CG	\$311
3" smooth Urethane cast over heavy duty steel tubing	15 lb B3629H3C	\$270
3" smooth Steel heavy duty tubing	15 lb B3629H3S	\$228
3.5" smooth Urethane cast over heavy duty steel tubing	18 lb B3629H7C	\$353

for KESMAC**Kesmac GANG MOWER - ALL ROLLERS**

3" grooved Urethane cast over heavy duty steel tubing	13 lb K3127I3CG	\$377
3" smooth Urethane cast over heavy duty steel tubing	15 lb K3127I3C	\$297
3" smooth Steel heavy duty tubing	15 lb K3127I3S	\$251
3.5" smooth Urethane cast over heavy duty steel tubing	18 lb K3127I7C	\$388
4" smooth Urethane cast over heavy duty steel tubing	23 lb N3127I4C	\$434

GOLFCO INTERNATIONAL COMPETITION ROLLERS™ 2020

Competition Roller™ Upgrade Options

	<u>Retail</u>	<u>Part #</u>	
Upgrade to Stainless Steel Bearings on any Competition Roller™	\$22	BU-COMPSS	
Upgrade to Double Row Bearings as our Competition2 Rollers™ upgrade select Competition Rollers™ to double row bearings with black oxied finish (5203 style) available for most rollers larger than 2" diameter (requires special bearing housings)	\$63	(designate by adding "2" to front of roller part number)	
Add Grease Fittings (set of 2 special flush mount grease fittings) can be added to the yellow end seal of any Competition Roller™ at any time	\$19	GFFD316SET	
Bearing Installation Tool Set set of 2 tools - aids in installing bearings into roller housing and onto shaft	\$60	2TOOLSET	
Super Duty solid one piece Polyurethane Soft Blow Mallet For everyone that has tried this mallet: "Thank you!!"	\$55	#MALLET1	

Competition Roller™ Overhaul Kits - *ORIGINAL STYLE*



Alloy Steel Bearing Overhaul Kit (for all one body rollers except new style 2" grooved) (with 2 bearings, 6 seals, 2 stainless washers & 4 retainers)	\$56	OHCOMP
Stainless Steel Bearing Overhaul Kit (with 2 stainless bearings, 6 seals, 2 stainless washers & 4 retainers)	\$77	OHCOMPSS
Bearing Overhaul Kit (for new style 2" dia. grooved rollers shipped after 9/26/19) (with 4 stainless bearings, 6 seals, 2 stainless washers & 4 retainers)	\$56	OHCOMPH

For Multi-Body Roller Assemblies - call for overhaul kits

Competition2 Roller™ Overhaul Kits *SERIES 2* with Double-Row Bearings

Double-Row Bearings with corrosion resistant black oxide finish (5203-40mm OD) (with 2 bearings, 6 seals, 2 stainless washers & 4 retainers)	\$96	OHCOMP2BO
--	------	------------------

{ Only Golfco bearings are filled to over 90% with a special high performance extreme pressure rated grease that has been time tested to maximize the life of the bearing for commercial mower applications.

Competition Roller™ Shafts

ALL SHAFTS NOW OFFERED AS ASSEMBLIES WITH OVERHAUL KITS

(call for part numbers)

REGULAR SHAFT ASSEMBLY WITH OHCOMP OVERHAUL KIT	\$112	
REGULAR SHAFT ASSEMBLY WITH OHCOMPSS OVERHAUL KIT	\$133	
REGULAR SHAFT ASSEMBLY WITH OHCOMP2BO OVERHAUL KIT	\$152	
SHAFT ASSEMBLY FOR MULTIPLE BODY ROLLERS - CALL FOR SPECIFICS		
SELECT SPECIAL SHAFT ASSEMBLIES + OVERHAUL KIT-ADD \$10 TO PRICES ABOVE	\$10	(ADDITIONAL COST)

(The shaft part number is taken from the roller part number as follows: Roller T2522S2CGH has shaft part SHA2522ST)

(For assemblies with STAINLESS STEEL bearings add "S" to the shaft part number.)

Pro Roller™ Bearings (Water Pump Style)

Replaces Toro #21-8430 Water pump bearing-sealed (shaft is 1.8")	\$20	BWP3
Replaces Toro #52-3180 & 52-3210 Water pump bearing-sealed (shaft is 1.8" with 3/8-24 tap)	\$20	BWP4
Replaces Jacobsen #101482 Water pump bearing-sealed (shaft is 1.0" with 7/16-20 tap)	\$20	BWP5
Replaces Toro #75-1290, Jacobsen #101481 & John Deere #35741 Water pump bearing-sealed (shaft is 1.5")	\$20	BWP7

