



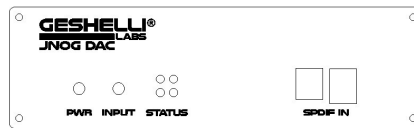
Please read this guide before operating your device. Keep this documentation, as it contains warnings, terms and conditions important to the operation of your device. Use of this device accepts responsibility to the warnings, terms and conditions.

IMPORTANT: Use only the supplied power source for the JNOG Headphone DAC. **Using a different power source could cause damage to the product due to variations in voltage, quality, certification levels and void the warranty.**

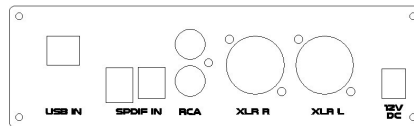
IMPORTANT : Please read this guide before operating your device. This documentation should be kept for future reference, as it contains warnings, terms and conditions important to the operation of your device. Use of this device accepts those warnings, terms and conditions.

Refer to our website for additional information on our products. Please contact us with any questions or additional information regarding the warranty, directions, warnings or for additional product information.

FACE PLATE LAYOUT



PWR	Power On / LED Control
INPUT	Input Selection / Volume
STATUS	Status LED's, See User Manual
SPDIF IN	Front Coax, Toslink Inputs



USB IN	USB Input
SPDIF IN	Rear Coax, Toslink Inputs
RCA	RCA Outputs
XLR R/L	XLR Right and Left Outputs
12V DC	12V DC Power Input

POWERING ON THE DEVICE

Plug the included power adapter into the jack marked 12V DC. You will notice the power light (top left LED) is now illuminated indicating the device is ready to use.

To power off the device, press and hold the power button [PWR] until the power indicator turns off.

CHANGING INTERNAL LED COLORS

To change the LED colors , (device must be on) quickly tap the power button [PWR] to switch between Red/Blue/Purple and off.

SPDIF/USB (OPTIONAL) INPUTS

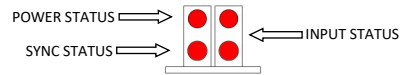
Insert a standard TOSLINK/Coax Cable into the "SPDIF IN" and/or a USB cable (**for USB models**) into the "USB" port. Both of which are labeled on the front and rear faceplates of the DAC.

ANALOG OUTPUTS


For output use standard RCA (unbalanced) and/or XLR (balanced) cables.

The outputs operate simultaneously, you can run both XLR and RCA at the same time.

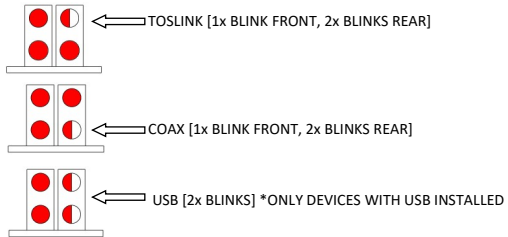
STATUS LEDS



SYNC Status will light up (and stay lit) when audio stream is detected. Note: The SYNC LED can flash when switching inputs.



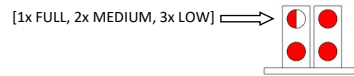
INPUT STATUS LEDS



SETTING THE DAC OUTPUT VOLUME

The JNOG DAC supports three volume levels. Full, Medium and Low.

The power LED indicator (top left LED) will blink when input button is held down for 2 to 3 seconds which indicates selected the volume level.



Specifications

Input Connectors	2 Toslink, 2 Coax, 1 USB
Input Rates	32kHz, 44.1kHz, 48kHz, 88.2kHz, 96kHz, 176.4kHz, 192kHz, *352kHz, *384kHz *DSD64, *DSD128, *DSD256, *DSD512 *USB ONLY
Input Format	Up to 24bit / Stereo Up to 32bit / Stereo
Compatibility	AES3, IEC60958. SPDIF, EIAJ CP1201
DAC	AK4493EQ
Output	Unbalanced RCA, Balanced XLR (L/
Frequency Response	20-20,000HZ

*Specifications may vary slightly per device base on manufacturing tolerance and component availability. We strive to make each device as close to specifications as possible to keep a consistent listening experience.

WARRANTY

This warranty information only applies to our products sold directly by Geshelli Labs LLC. Geshelli Labs does not authorize third party vendors to sell our products. Please email info@geshelli.com for questions about our products or to initiate a return. Every Geshelli unit is tested with the APX555 prior to shipment. We do not use the random select process.

Geshelli Labs LLC will not accept the return of or warranty any product that has been tampered with or has been altered.

Postage for returns is paid for by the purchaser.

Purchasing through a freight forwarding agency voids the warranty.

Within the first 30 days of your purchase, Geshelli Labs LLC will accept return of the product if it meets the following condition:

- **Product must be in original condition with all parts intact.**
- **Liquid damage to the product is not covered under warranty.**
- **All returns must include the power supply.**

31 days to 12 months -**limited warranty**- if your device fails due to component defect, Geshelli Labs LLC will repair or replace the defective board. All components must be intact and product must not be tampered with or show any damage by liquids. After 12 months covered warranty repairs will be made free of charge with postage paid by the customer.

We make no warranty regarding any transactions, products or services executed through any third party vendor. Geshelli Labs LLC does not authorize any third party vendor to sell our products.

Geshelli Labs LLC is the manufacturer and all sales are only through the Geshelli Labs LLC website. The consumer understands and agrees that any transactions through third party vendors under any other name are conducted entirely at your own risk. Any warranty that is provided in connection with any offerings or services through a third party is provided solely by the third party and will not transfer or be honored by Geshelli Labs LLC.

WARNING

Use the device only as described in this user manual. Improper use may result in personal injury, hearing loss or property damage. No liability will be assumed for damages resulting from improper use.

Use only the included power source.

Our units are tested by thermal camera during the QC process. If this device feels hot to the touch, discontinue use and unplug until it cools. If device overheats it could damage the unit or cause spark or fire. Always ensure the device has adequate ventilation and air flow. Do not cover this device with fabric material or anything that could affect air flow. Blocking air flow could affect performance of the device and could pose a risk of fire or explosion, which could lead to serious bodily injury, death or damage to the device and/or property.

This device is not sealed and is not waterproof. To reduce the risk of fire or shock, do not allow liquid to spill on the product or submerge this product in liquid. Always unplug device during a storm. It is recommended that the buyer use a power surge protection device in conjunction with our products.

Do not disassemble this device. Opening the device could cause electric shock or render the device inoperable. Do not unscrew the case fasteners. Removing screws will void the warranty. The fasteners are small parts that could cause choking harm or death to small children.

This device may have corners that are not rounded. Please ensure proper care when handling this device to avoid any skin or body damage that could occur with improper handling. This device is intended to be placed on a stationary object such as a table or stand.

Geshelli Labs LLC will not be responsible or liable for any device which has been modified, altered or disassembled.

WARNING: This product can expose you to chemicals including **Acrylic Acid** which is [are] known to the State of California to cause cancer, and **Ethyl acrylate** which is [are] known to the State of California to cause birth defects or other reproductive harm. For more information, go to

www.P65Warnings.ca.gov

Audio Volume WARNING



This device can be used to amplify the signals of audio sources by raising the decibel (db) level. Exposure to sound levels at or above 85dB may cause permanent hearing loss. This device can produce sounds of more than 115 decibels, a volume that can damage the hearing of a person exposed to the sound. Do not operate the device at a high volume level. The risk of hearing loss depends on the sound level and the duration of the exposure. This device can provide a smooth music experience without the need to raise the volume to an unsafe level. Always follow the manufacture recommendations of the source audio and your headphones. Lower the volume of the headphone amplifier each time you power it off and check again before using your headphones. An audible "pop" will be heard in your headphones when connecting or disconnecting your source audio. Remove headphones when disconnecting or connecting AMP to your device. Always use caution when increasing the volume of the headphone amplifier. This device should only be used by adults with sufficient knowledge and experience with Headphone Amplifiers. Children or persons unfamiliar with decibel level safety should only use this device under experienced adult supervision.

IP and FCC Part 15

FCC Part 15 Information

This device has been tested and verified compliant under title 47 part 15. The device complies with the limits for Class A device pursuant to part 15 of the FCC rules. These limits are designed to provide reasonable protection against harmful interference in a residential installation. This equipment generates, uses and can radiate radio frequency energy and if not installed and used in accordance with the instructions, may cause harmful interference to radio communications.

All Intellectual Property of the JNOG Digital to Analog Converter (JNOG DAC) including but not limited to the design, pictures, drawings, photos, marketing material, description, website, software, parts, logo and brand name is the property of Geshelli Labs LLC and is protected by State and Federal Laws. You may not infringe or otherwise violate the rights secured by Geshelli Labs LLC. You as the user/consumer will not modify, reverse engineer, disassemble or otherwise attempt to copy code, design or logo.

Geshelli® is a registered Trademark of Geshelli Labs LLC