

## Labour

**Customer name:**

Description	Hours
<b>Labourer</b>	 <b>144.5</b>
Mix Concrete on Site	0.8
General Labourer	112.0
Remove glued carpet and underlay	1.7
Remove plasterboard and skim	30.0
<b>Electrician</b>	 <b>48.6</b>
Install outlets	15.6
Install light fitting	13.0
1st fix - Lights	5.0
Install consumer unit and accessories	10.9
1st fix - Alarms	1.8
Install Main Powered Alarms	2.3
<b>Plumber</b>	 <b>44.7</b>
Install boiler	16.0
Install radiator	16.7
Install hot water cylinder	12.0
<b>Plasterer</b>	 <b>85.3</b>
Priming walls	3.9
Fixing plaster beads and accessories	3.0
Skimming walls	23.4
Skimming ceiling	23.8
Plastering walls	20.9
Dot and dabbing plasterboard	10.3
<b>Bricklayer</b>	 <b>66.1</b>
Install steel lintel	0.2
Laying wool insulation to cavity wall	1.8


Laying concrete blocks	23.6
Laying bricks (half a brick thick)	34.5
Forming cavity	1.1
Lay damp proof course	2.3
Install steel lintel	1.4
Install steel lintel	0.4
Install steel lintel	0.5
Install steel lintel	0.3

## Groundworker

 **66.2**

Fill to make up levels by hand	8.7
Spreading and levelling fill	1.1
Compacting fill	1.4
Levelling and compacting bottoms of excavations	2.3
Load soil to skip by machine	5.1
Casting concrete to slabs	3.3
Excavate reduced levels by Machine	7.9
Excavate trenches by Machine	11.3
Casting concrete to trench	10.0
Excavate trenches by Hand	13.0
Laying geotextile membrane	0.3
Install soakaway crates	0.6
Fill to excavations by hand	0.5
Install drainage pipes and fittings	0.7

## Carpenter

 **321.8**



Install rafters	44.1
Install ridge	3.3
Carpenter to fit roof collar	8.3
Carpenter to fit collar support	0.8
Carpenter to fit joist hangers	6.0
Fixing battens to timber	8.9
Fixing battens to masonry	2.6
Cutting and fixing skirting board	25.3
Carpenter to fit ceiling joists	25.7
Install prefabricated staircase	14.0
Install stair parts	11.9
Install stair parts	14.4

Install window board	3.8
Carpenter to fit ceiling joist support	0.8
Install timber lintel	8.6
Fitting a single door lining	8.0
Fitting a door	16.7
Fitting a tubular latch	8.5
Fitting handles	6.0
Cutting and fixing in position architraves	15.4
Erect and fix studwork	88.6

## Painter

 **298.3**

Painting walls - mist coat and 2 full coats, 3 x 41.22m <sup>2</sup>	12.7
Painting ceiling - mist coat and 2 full coats, 3 x 15.68m <sup>2</sup>	5.7
Apply 2 coats of gloss, 12.9m x 2	3.2
Apply 1 coat of primer, 12.9m x 1	1.3
Apply 1 coat of undercoat, 12.9m x 1	1.3
Painting ceiling - mist coat and 2 full coats, 3 x 46.22m <sup>2</sup>	16.8
Painting walls - mist coat and 2 full coats, 3 x 305.85m <sup>2</sup>	94.6
Apply 1 coat of gloss 28.8m x 1	3.6
Apply 1 coat of primer 28.8m x 1	2.9
Apply 1 coat of undercoat 28.8m x 1	2.9
Apply 1 coat of gloss 26.8m x 1	3.4
Apply 1 coat of primer 26.8m x 1	2.7
Apply 1 coat of undercoat 26.8m x 1	2.7
Apply 1 coat of gloss 34.6m x 1	4.3
Apply 1 coat of primer 34.6m x 1	3.5
Apply 1 coat of undercoat 34.6m x 1	3.5
Apply 2 coats of gloss, 113.6m x 2	28.4
Apply 1 coat of primer, 113.6m x 1	11.4
Apply 1 coat of undercoat, 113.6m x 1	11.4
Apply 2 coats of gloss, 2.6m <sup>2</sup> x 2	2.3
Apply 1 coat of primer, 2.6m <sup>2</sup> x 1	0.5
Apply 1 coat of undercoat, 2.6m <sup>2</sup> x 1	0.5
Apply 1 coat of gloss, 39.2m <sup>2</sup> x 1	17.2
Apply 1 coat of primer, 39.2m <sup>2</sup> x 1	7.8
Apply 1 coat of undercoat, 39.2m <sup>2</sup> x 1	7.8
Apply 2 coats of gloss, 102m x 2	25.5

Apply 1 coat of primer, 102m x 1	10.2
Apply 1 coat of undercoat, 102m x 1	10.2
<b>General Builder</b>	 <b>533</b>
Install Cavity Closers	5.3
Install bifold door	6.7
Bedding wall plate	3.7
Fixing breather membrane	3.4
Install fascia/soffit 150-300mm	21.5
Install box end	4.4
Install rainwater goods and accessories	7.7
Laying PIR insulation between rafters	7.9
Laying PIR insulation over rafters	4.3
Fixing plasterboard to ceiling	29.5
Laying vapour control	4.7
Laying floor screed 65-100mm	5.0
Tamped finish	2.3
Laying Damp Proof Membrane	1.0
Laying insulation to floor	3.5
Cutting and placing reinforcing mesh	1.7
Leveling floor	12.2
Laying laminate flooring	29.2
Laying underlay to floors	9.8
Labourer	4.2
Filling cavity	0.9
Install trickle vents	1.3
Fit window	11.1
Fit window	3.5
Fit window	3.9
Install front door	3.8
Laying carpet to floors	20.1
Fixing gripper rods	1.9
40	24.0
Laying wool insulation between studs	23.7
Demolition	270.8
<b>Roofer</b>	 <b>83.6</b>
Install roof window	25.4

Fix eaves support	1.0
Fix slates	42.0
Pointing verges, inc fixing clips	5.2
Fix undercloak	1.4
Install flashings	8.6

---

<b>Engineer</b>	 <b>10</b>
-----------------	---

Building Control Fee Allowance	10.0
--------------------------------	------

---

<b>Foreman / Supervisor</b>	 <b>800</b>
-----------------------------	--

Site Supervision	800.0
------------------	-------

---

<b>Total Hours:</b>	 <b>2502.3hr (312.8 days)</b>
---------------------	--