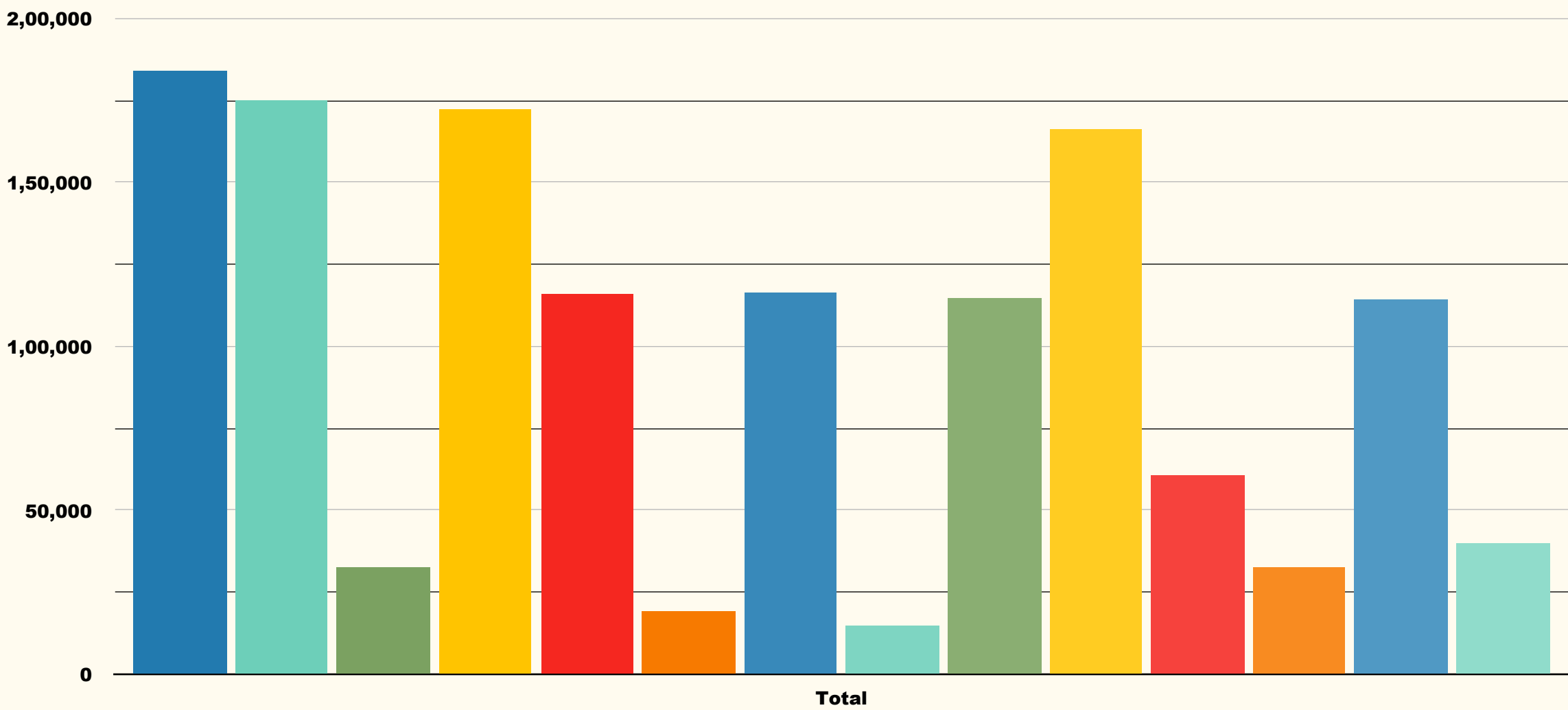
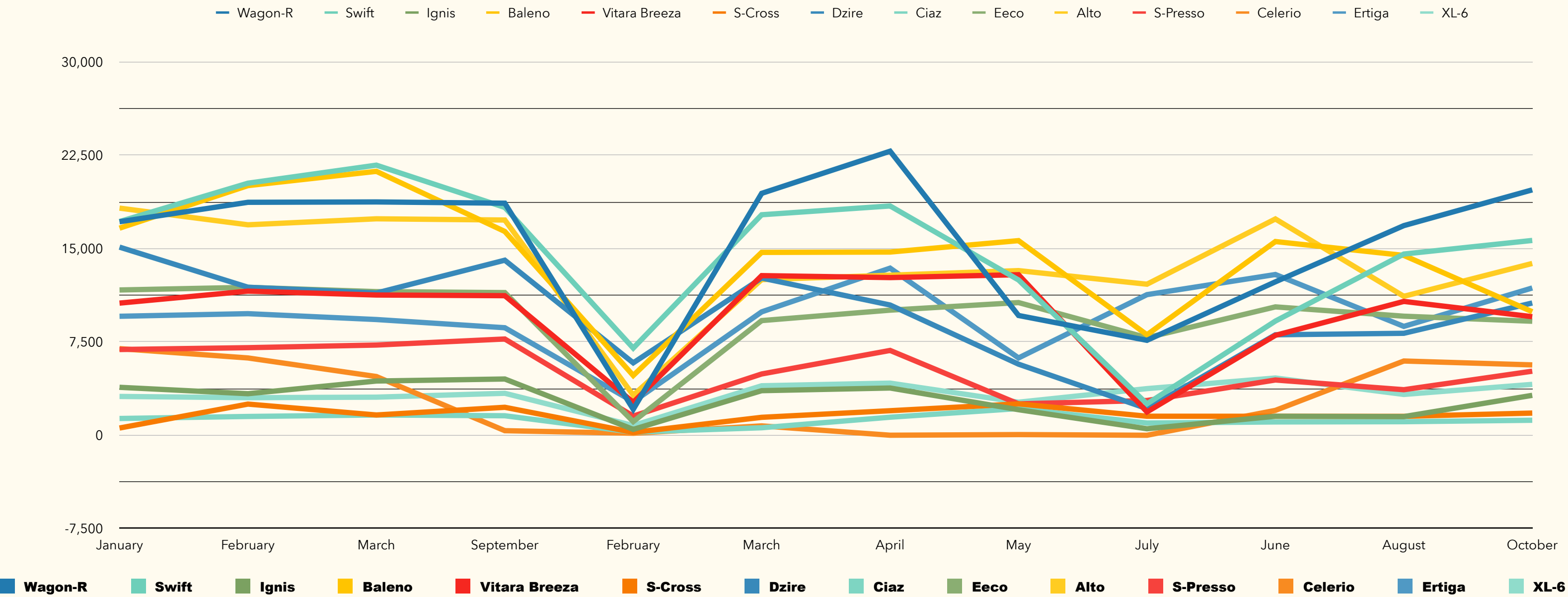


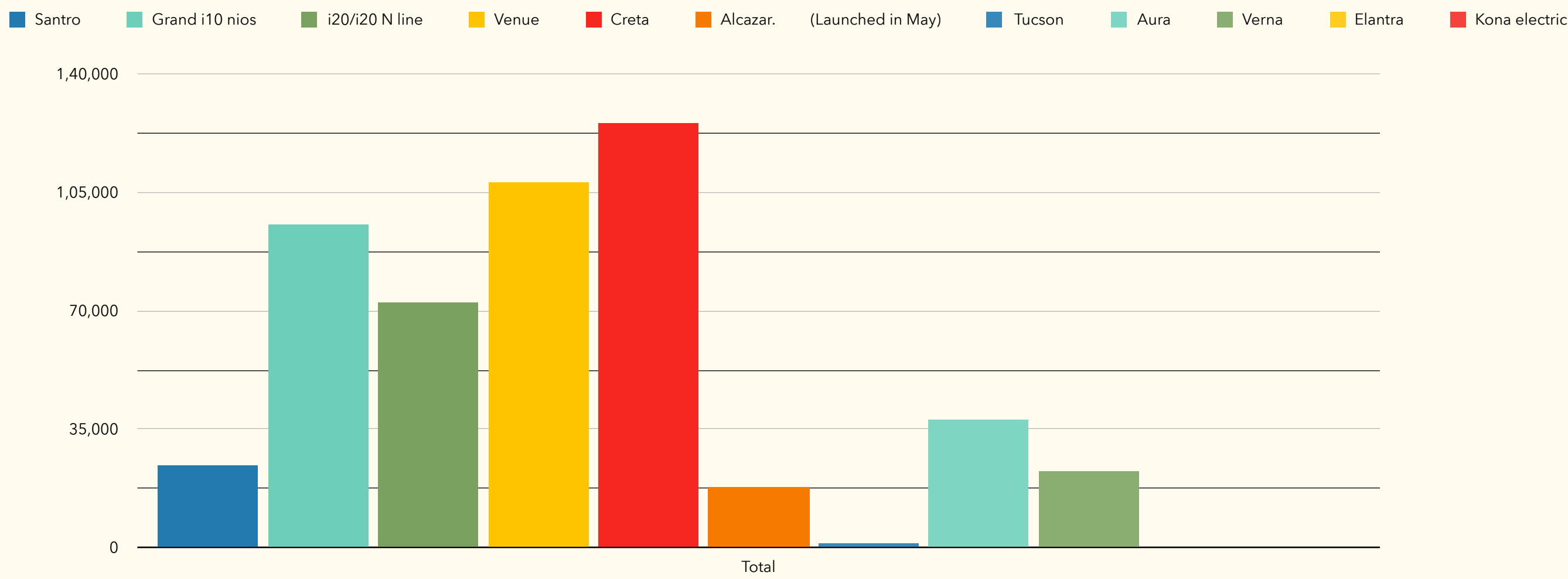
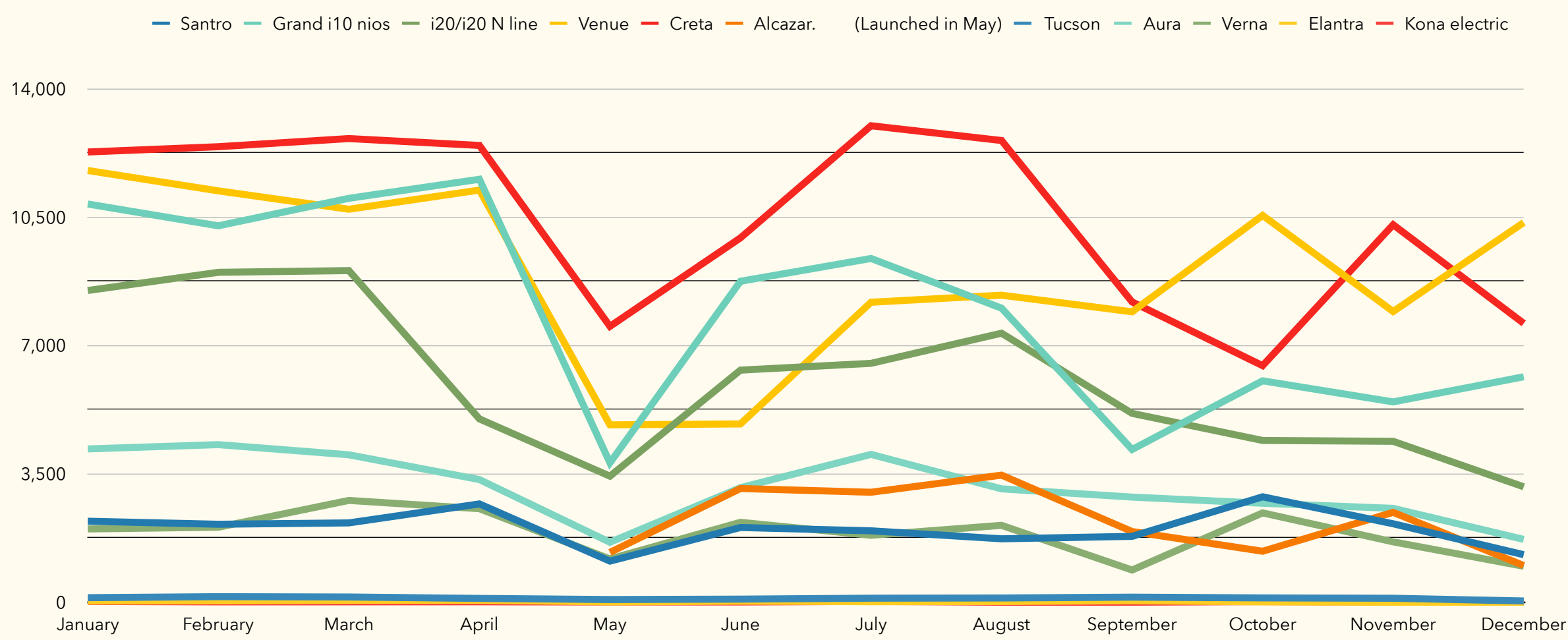
Maruti Suzuki (JAPAN)

	Wagon-R	Swift	Ignis	Baleno	Vitara Breeza	S-Cross	Dzire	Ciaz	Eeco	Alto	S-Presso	Celerio	Ertiga	XL-6
January	17,165	17,180	3,854	16,648	10,623	580	15,125	1,347	11,680	18,260	6,893	6,963	9,565	3,119
February	18,728	20,264	3,340	20,070	11,585	2,505	11,901	1,510	11,891	16,919	7,040	6,214	9,774	3,020
March	18,757	21,714	4,359	21,217	11,274	1,628	11,434	1,628	11,547	17,401	7,252	4,720	9,303	3,062
April	18,656	18,316	4,522	16,384	11,220	2,247	14,073	1,567	11,469	17,303	7,738	367	8,644	3,373
May	2,086	7,005	471	4,803	2,648	231	5,819	249	1,096	3,220	1,540	159	2,694	782
June	19,447	17,727	3,583	14,701	12,833	1,441	12,639	602	9,218	12,513	4,926	752	9,920	3,978
July	22,836	18,434	3,797	14,729	12,676	1,972	10,470	1,450	10,057	12,867	6,818	2	13,434	4,190
August	9,628	12,483	2,053	15,646	12,906	2,522	5,714	2,146	10,666	13,236	2,522	53	6,215	2,658
September	7,632	2,520	522	8,077	1,874	1,529	2,141	981	7,844	12,143	2,793	-1	11,304	3,748
October	12,335	9,180	1,526	15,573	8,032	1,524	8,077	1,069	10,320	17,389	4,442	1,999	12,923	4,602
November	16,853	14,568	1,499	9,931	10,760	1,782	8,196	1,089	9,571	13,812	3,661	5,968	8,752	3,280
December	19,728	15,661	3,209	14,458	9,531	1,521	10,633	1,205	9,165	11,170	5,150	5,656	11,840	4,090
Total	1,83,851	1,75,052	32,735	1,72,237	1,15,962	19,482	1,16,222	14,843	1,14,524	1,66,233	60,775	32,852	1,14,368	39,902
Average	14,142.38461	14,587.66666	2,727.916666	14,353.08333	9,663.5	1,623.5	9,685.166666	1,236.916666	9,543.666666	13,852.75	5,064.583333	2,737.666666	9,530.666666	3,325.166666



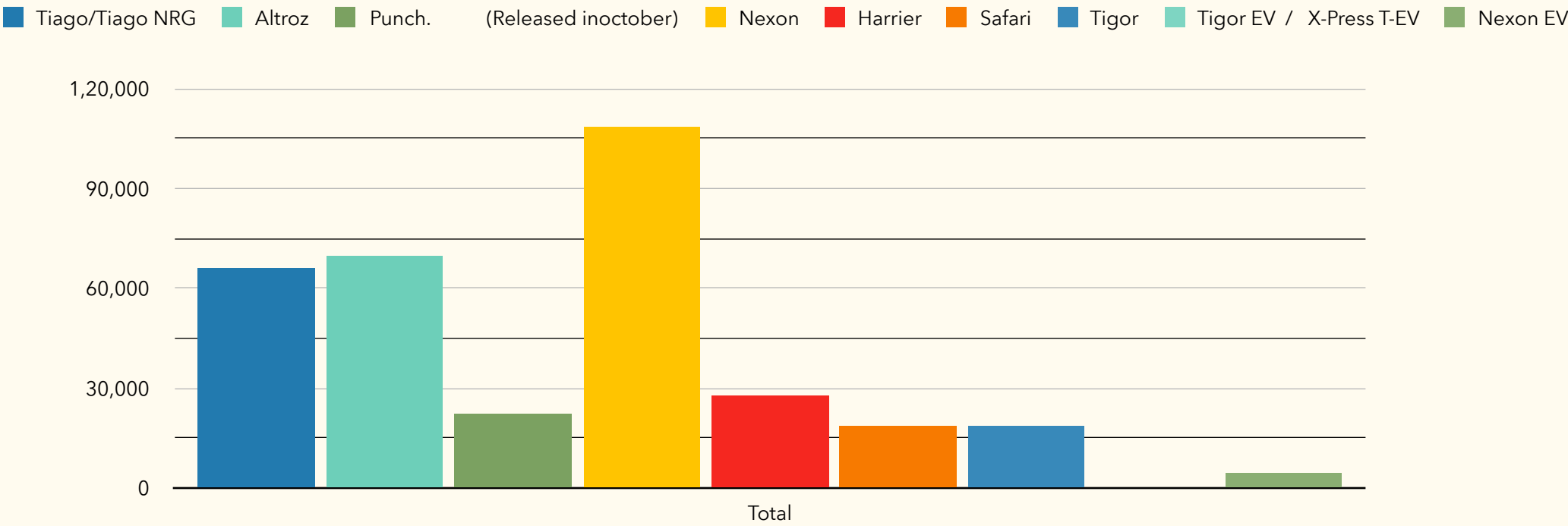
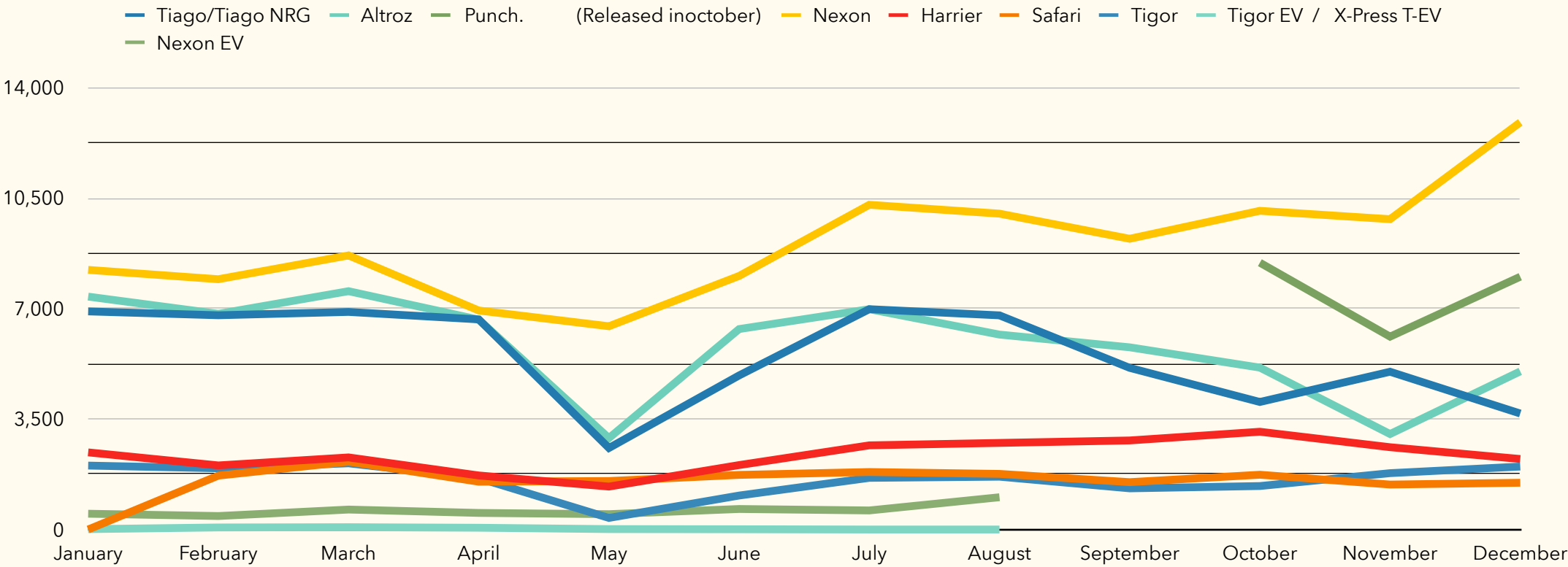
Hyundai

	Santro	Grand i10 nios	i20/i20 N line	Venue	Creta	Alcazar. (Launched in May)	Tucson	Aura	Verna	Elantra	Kona electric
January	2,211	10,865	8,505	11,779	12,284		125	4,183	2,000	32	21
February	2,128	10,270	9,001	11,224	12,428		152	4,300	2,047	40	10
March	2,165	11,020	9,048	10,722	12,650		143	4,023	2,778	53	11
April	2,683	11,540	5,002	11,245	12,463		105	3,347	2,552	53	12
May	1,122	3,804	3,440	4,840	7,527	1,360	74	1,637	1,181	9	7
June	2,039	8,757	6,333	4,865	9,941	3,103	85	3,126	2,181	29	7
July	1,949	9,379	6,518	8,185	13,000	3,001	111	4,034	1,827	15	23
August	1,731	8,023	7,340	8,377	12,597	3,468	117	3,094	2,098	20	1
September	1,798	4,168	5,153	7,924	8,193	1,929	139	2,869	879	41	1
October	2,877	6,042	4,414	10,554	6,455	1,392	119	2,701	2,438	11	18
November	2,141	5,466	4,391	7,932	10,300	2,453	109	2,562	1,648	0	0
December	1,298	6,151	3,150	10,360	7,609	1,002	35	1,715	982	0	10
Total	24,142	95,485	72,295	1,08,007	1,25,447	17,708	1,314	37,591	22,611	303	121
Average.	2,011.833333	7,957.083333	6,024.583333	9,000.583333	10,453.91666	2,213.5	109.5	3,132.583333	1,884.25	25.25	10.08333333



Tata

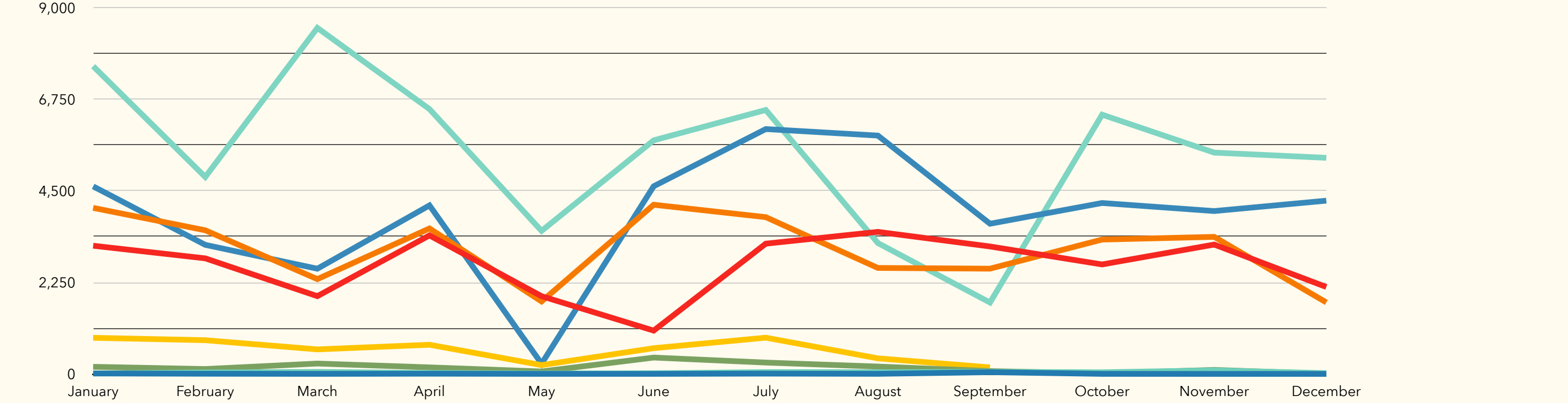
	Tiago/Tiago NRG	Altroz	Punch. (Released inoctober)	Nexon	Harrier	Safari	Tigor	Tigor EV / X-Press T-EV	Nexon EV
January	6,909	7,378		8,225	2,443	0	2,025	12	500
February	6,787	6,832		7,929	2,030	1,707	1,939	65	427
March	6,893	7,550		8,683	2,284	2,148	2,097	73	632
April	6,656	6,649		6,938	1,712	1,514	1,627	56	525
May	2,582	2,896		6,439	1,360	1,536	367	13	486
June	4,881	6,350		8,033	2,041	1,730	1,076	8	650
July	6,980	6,980		10,287	2,666	1,821	1,636	0	604
August	6,784	6,175		10,006	2,743	1,762	1,673	0	1,022
September	5,121	5,772		9,211	2,821	1,500	1,304		
October	4,040	5,129	8,453	10,096	3,097	1,735	1,377		
November	4,998	3,025	6,110	9,831	2,607	1,424	1,785		
December	3,675	5,009	8,008	12,899	2,234	1,481	1,994		
Total	66,306	69,745	22,571	1,08,577	28,038	18,358	18,900	227	4,846
Average	5,525.5	5,812.083333	7,523.666666	9,048.083333	2,336.5	1,529.833333	1,575	28.375	605.75
									3,32,495



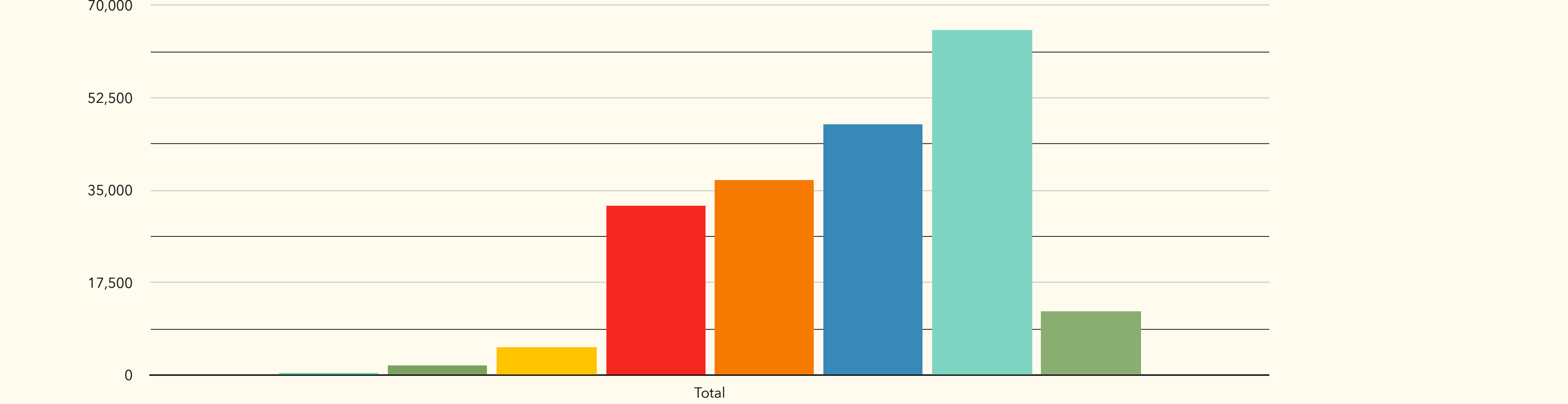
Mahindra

	KUV 100	Alturas G4	Marrazo	XUV 500 (discontinue d in October	Thar	Scorpio	XUV 300	Bolero/ Bolero Neo	XUV700. (Released in September)	E-Verito
January	11	10	175	888	3,152	4,083	4,612	7,567		0
February	4	36	120	829	2,842	3,532	3,174	4,843		0
March	1	49	255	603	1,912	2,331	2,587	8,509		0
April	5	24	161	717	3,406	3,577	4,144	6,512		0
May	1	9	60	217	1,911	1,782	251	3,517		0
June	1	16	402	633	1,065	4,160	4,615	5,744		0
July	7	44	279	891	3,203	3,855	6,021	6,491		0
August	2	42	181	383	3,493	2,606	5,861	3,218		0
September	42	51	70	160	3,134	2,588	3,693	1,755	1,370	0
October	1	40	12		2,692	3,304	4,203	6,375	3,407	0
November	0	88	99		3,181	3,370	4,005	5,442	3,202	16
December	0	18	2		2,138	1,758	4,260	5,314	3,980	7
Total	75	427	1,816	5,321	32,129	36,946	47,426	65,287	11,959	23
Average	6.25	35.58333333	151.3333333	591.2222222	2,677.416666	3,078.833333	3,952.166666	5,440.583333	2,989.75	1.916666666

KUV 100Alturas G4MarrazoXUV 500 (discontinued in OctoberTharScorpioXUV 300Bolero/Bolero Neo



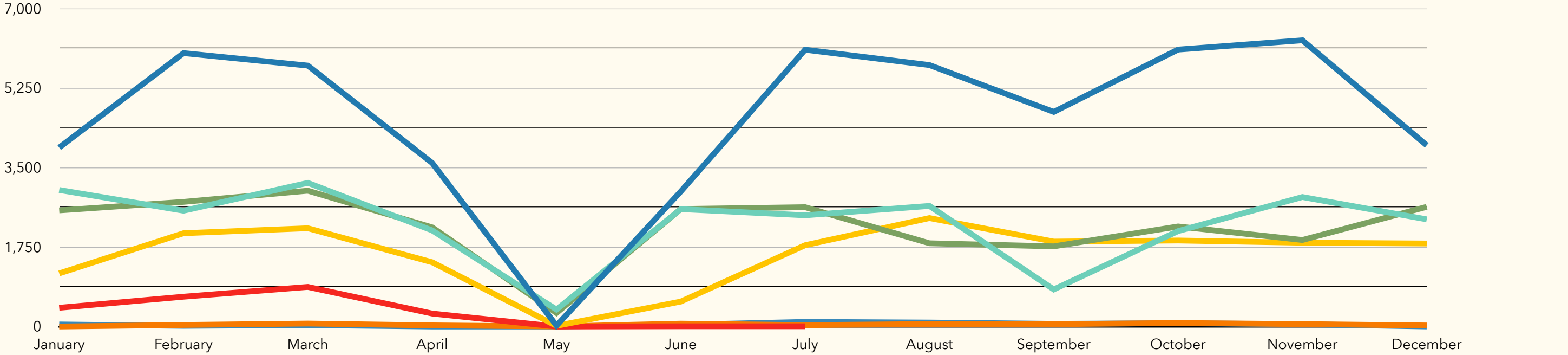
KUV 100Alturas G4MarrazoXUV 500 (discontinued in OctoberTharScorpioXUV 300Bolero/Bolero NeoXUV700. (Released in September)E-Verito



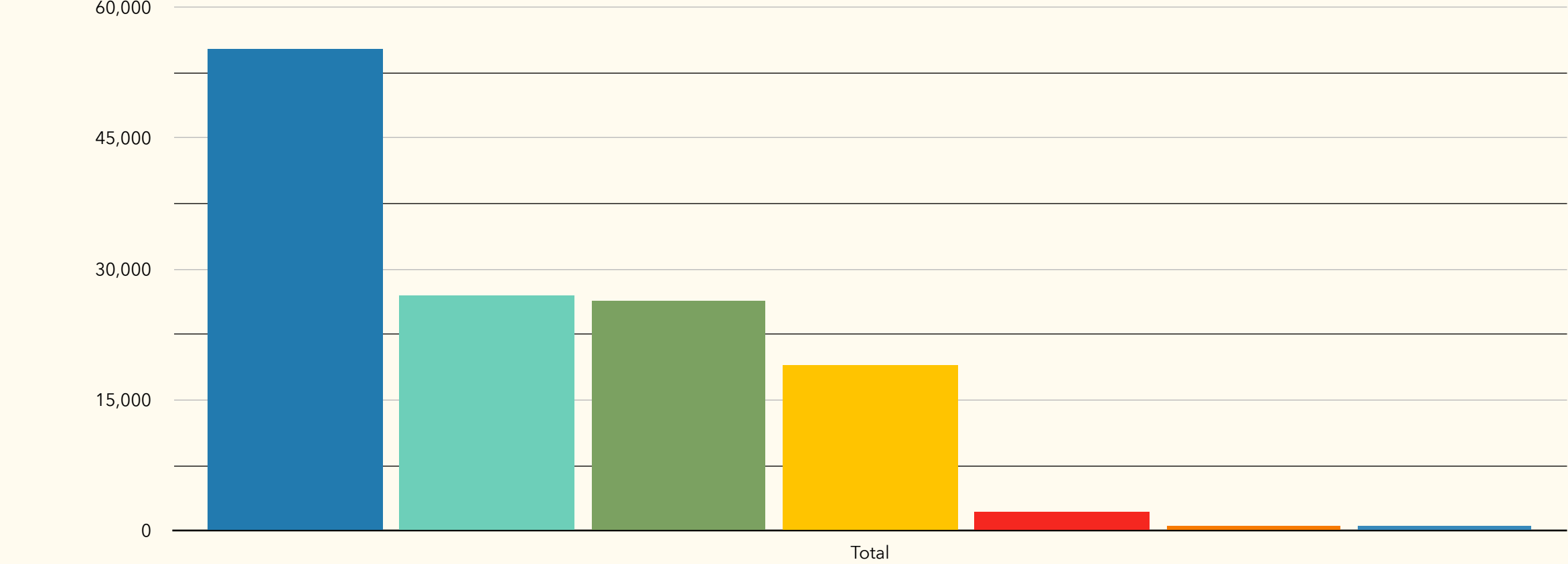
Toyota

	Innova Crysta	Urban Cruiser	Glanza	Fortuner	Yaris (discontinued in august)	Vellfire	Camry
January	3,939	3,005	2,556	1,169	412	0	45
February	6,018	2,549	2,743	2,053	656	34	15
March	5,743	3,162	2,989	2,163	871	65	31
April	3,600	2,115	2,182	1,414	285	25	0
May	20	373	298	15	0	1	0
June	2,973	2,584	2,586	549	5	63	38
July	6,093	2,448	2,626	1,789	5	31	101
August	5,755	2,654	1,832	2,387		54	87
September	4,724	816	1,764	1,869		52	59
October	6,096	2,100	2,202	1,893		77	72
November	6,300	2,850	1,904	1,844		53	51
December	3,989	2,359	2,634	1,827		23	1
Total	55,250	27,015	26,316	18,972	2,234	478	500
Average	4,604.166666	2,251.25	2,193	1,581	319.1428571	39.83333333	41.66666666

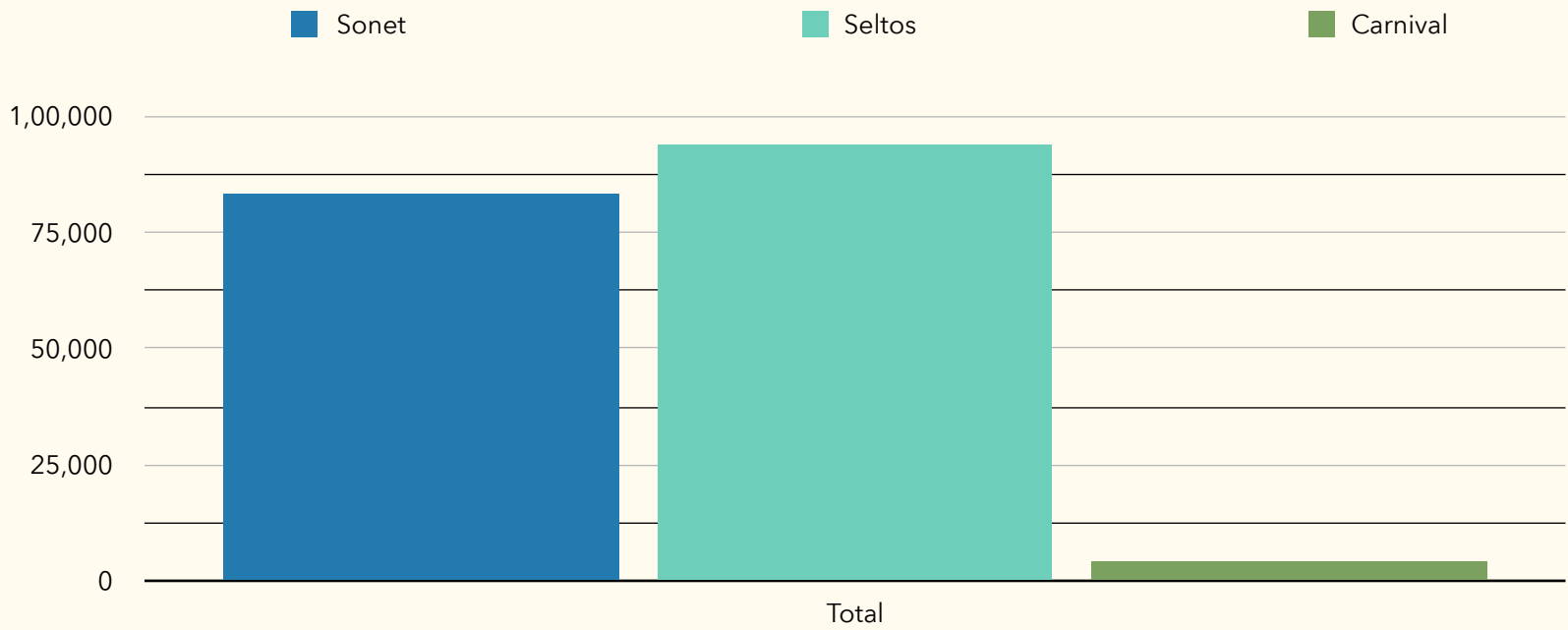
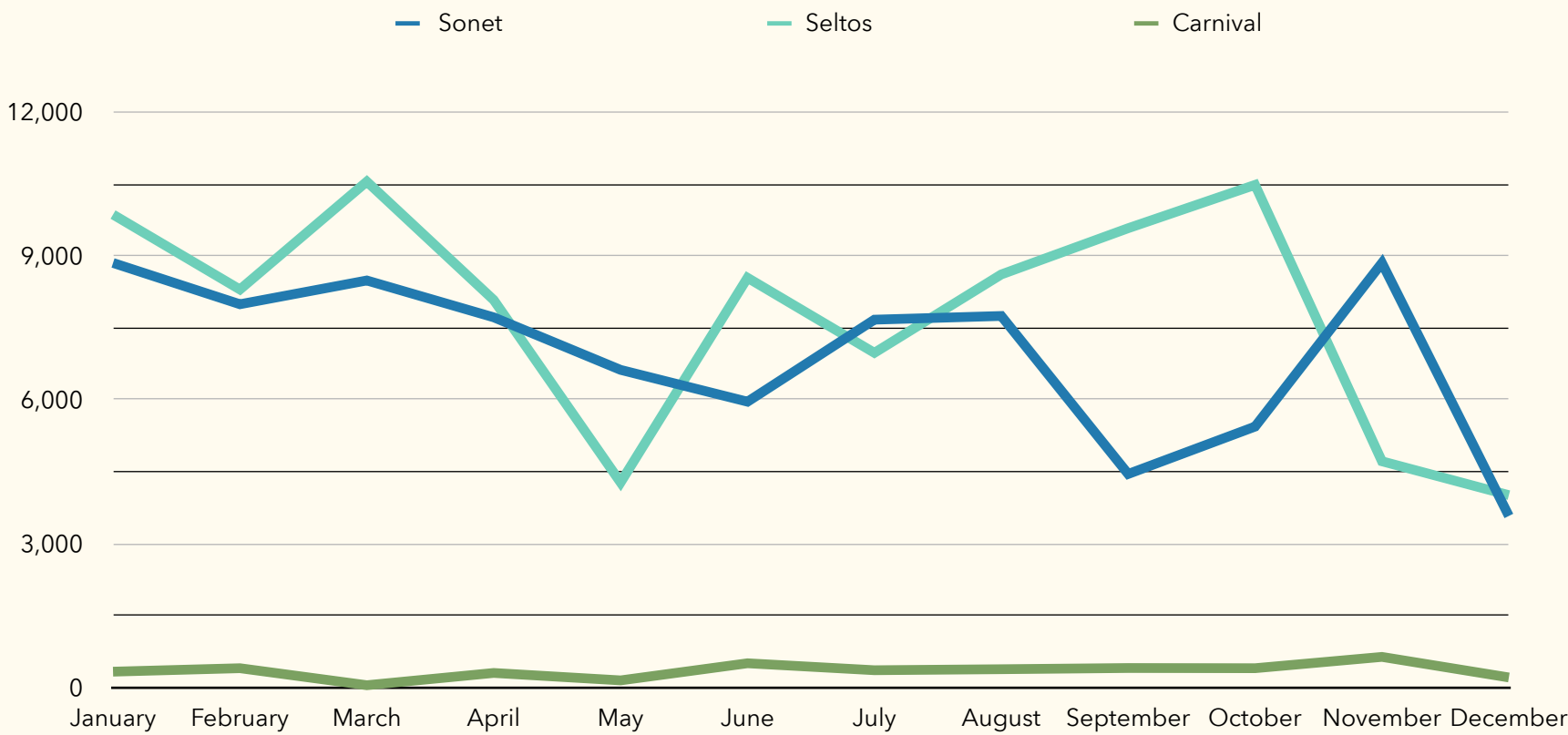
Innova CrystaUrban CruiserGlanzaFortunerYaris (discontinued in august)VellfireCamry



Innova CrystaUrban CruiserGlanzaFortunerYaris (discontinued in august)VellfireCamry

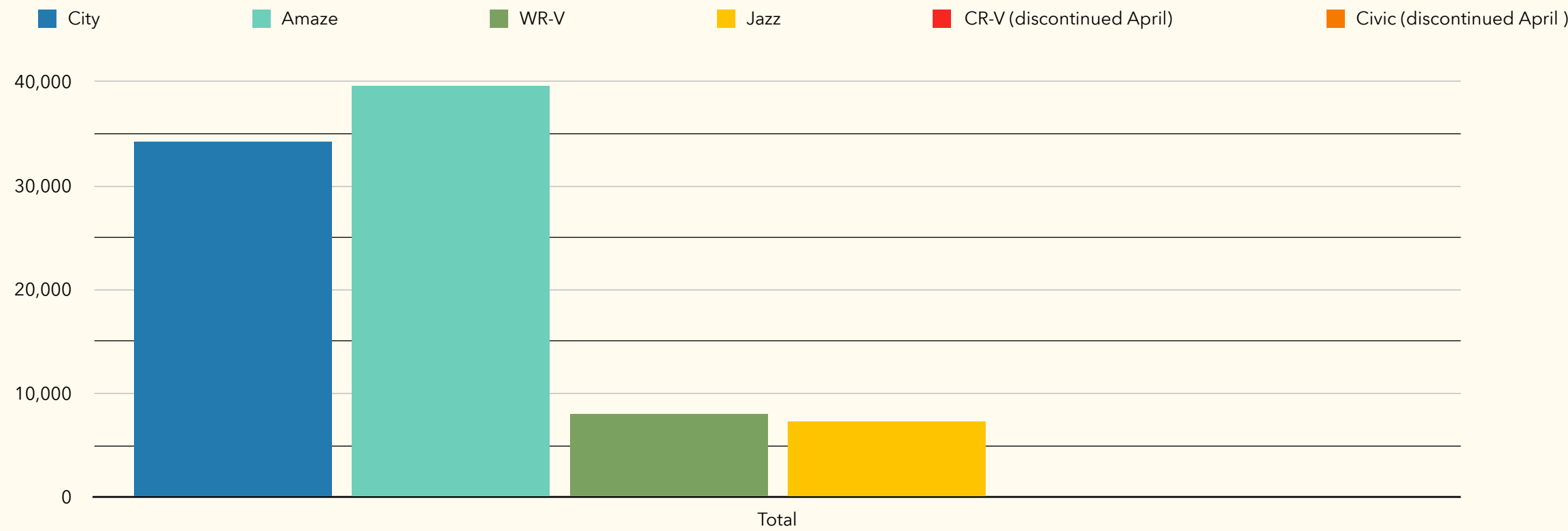
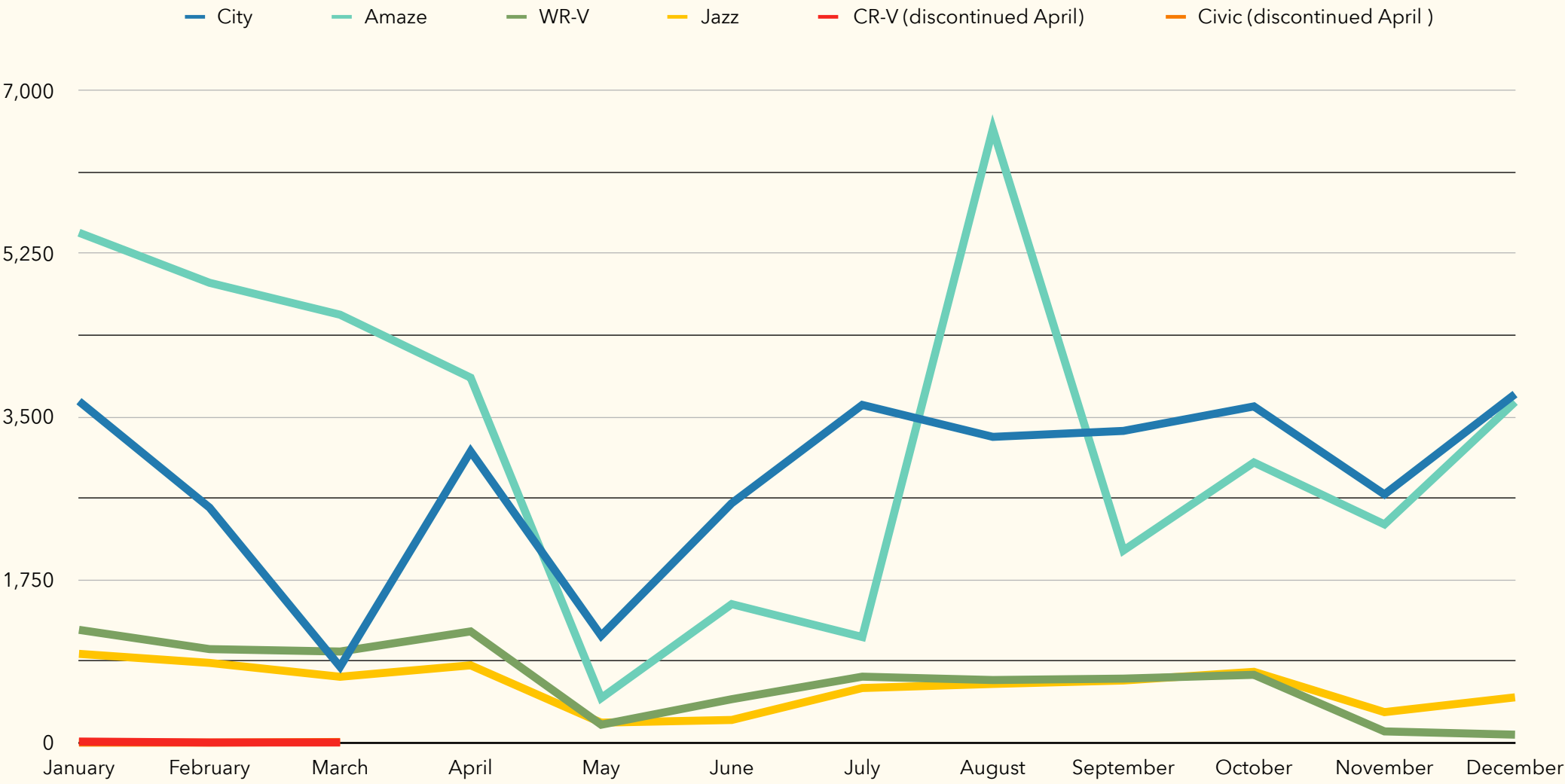


	Sonet	Seltos	Carnival
January	8,859	9,869	328
February	7,997	8,305	400
March	8,493	10,557	45
April	7,724	8,086	301
May	6,627	4,277	146
June	5,963	8,549	503
July	7,675	6,983	358
August	7,752	8,619	379
September	4,454	9,584	404
October	5,443	10,488	400
November	8,859	4,719	636
December	3,578	4,012	207
Total	83,424	94,048	4,107
Average	6,952	7,837.333333	342.25

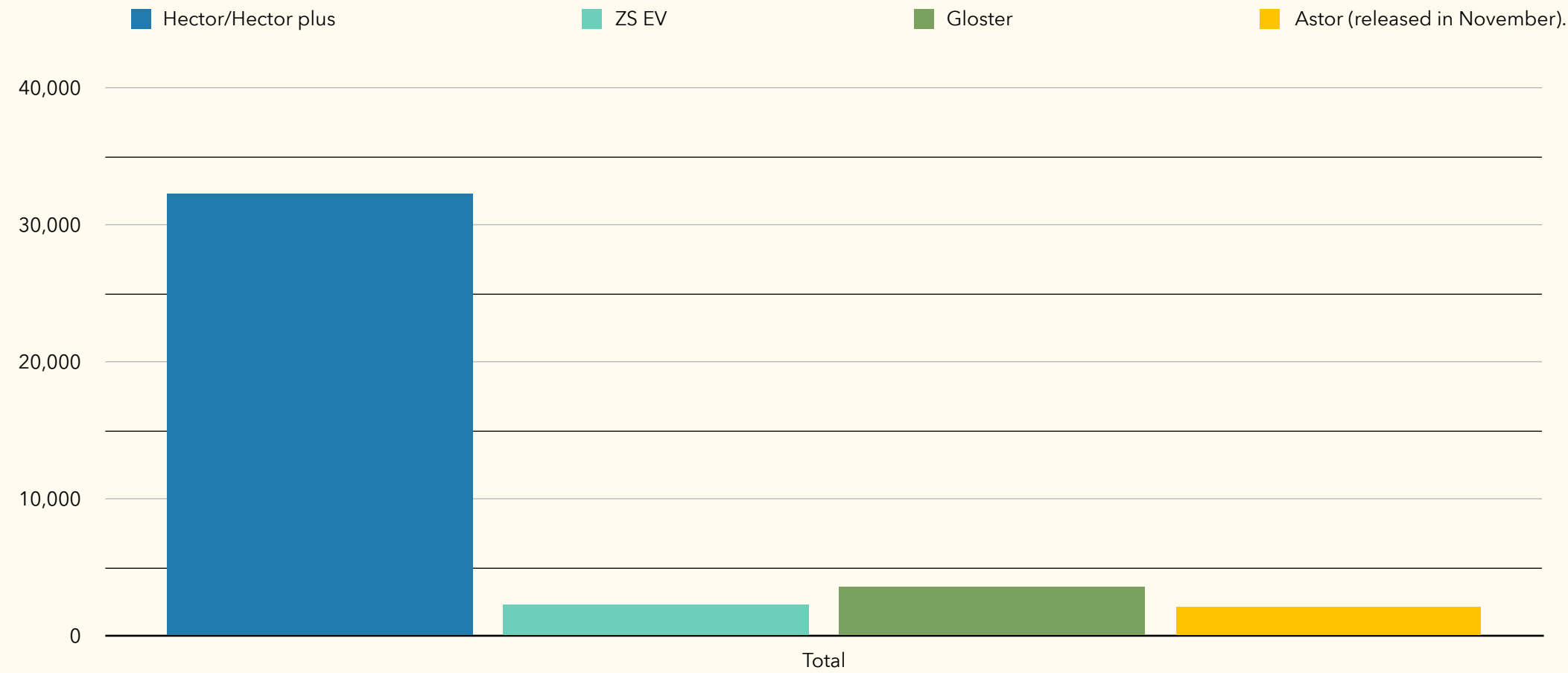
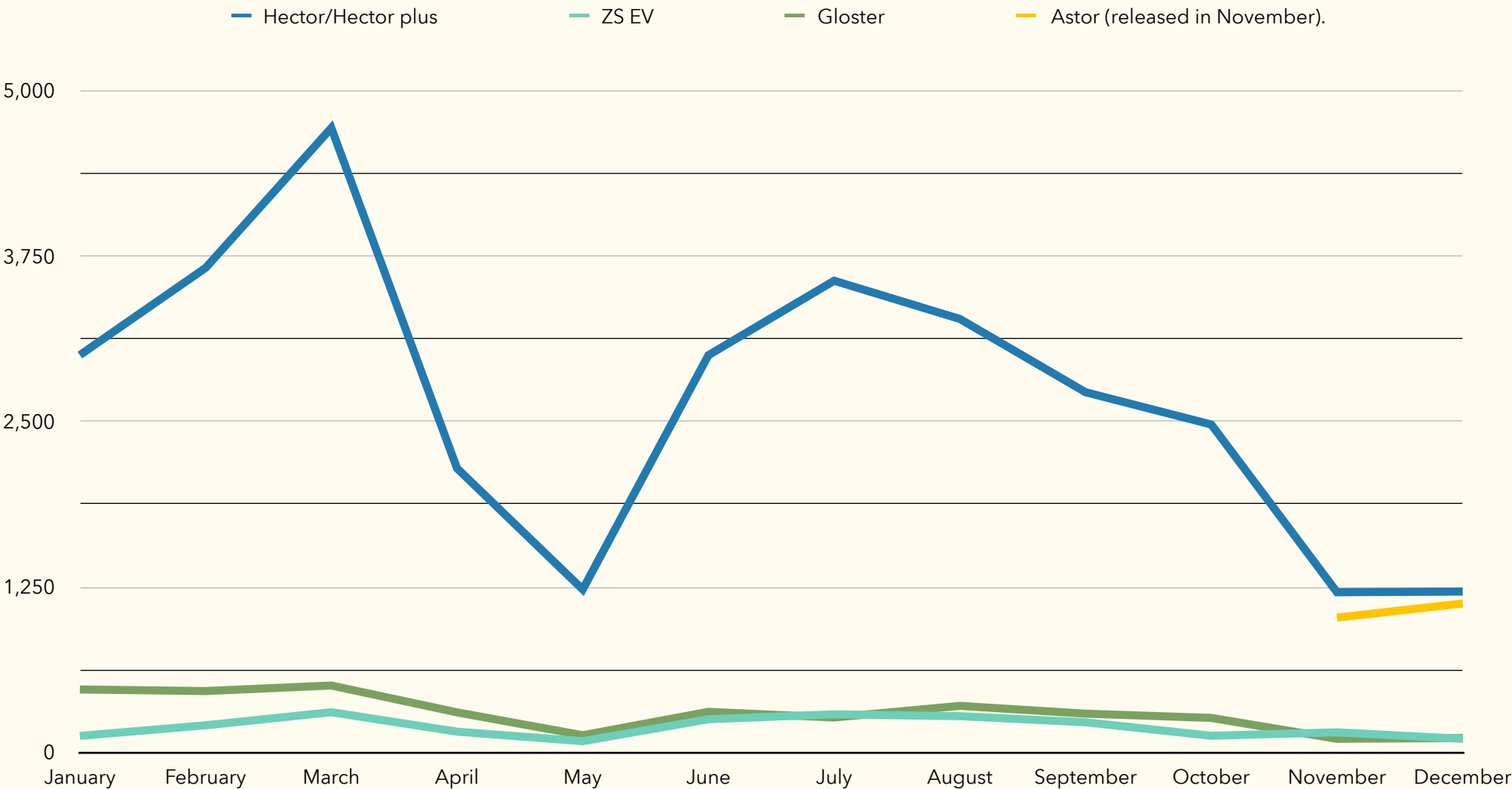


Honda

	City	Amaze	WR-V	Jazz	CR-V (discontinued April)	Civic (discontinued April)
January	3,667	5,477	1,211	953	11	0
February	2,524	4,939	1,004	856	1	0
March	815	4,596	978	707	1	6
April	3,128	3,920	1,194	830		
May	1,148	478	192	214		
June	2,571	1,487	466	243		
July	3,627	1,134	708	586		
August	3,284	6,591	672	630		
September	3,348	2,063	687	667		
October	3,611	3,009	728	760		
November	2,666	2,344	120	327		
December	3,743	3,659	85	486		
Total	34,132	39,697	8,045	7,259	13	6
Average	2,844.333333	3,308.083333	670.4166666	604.9166666	4.333333333	2

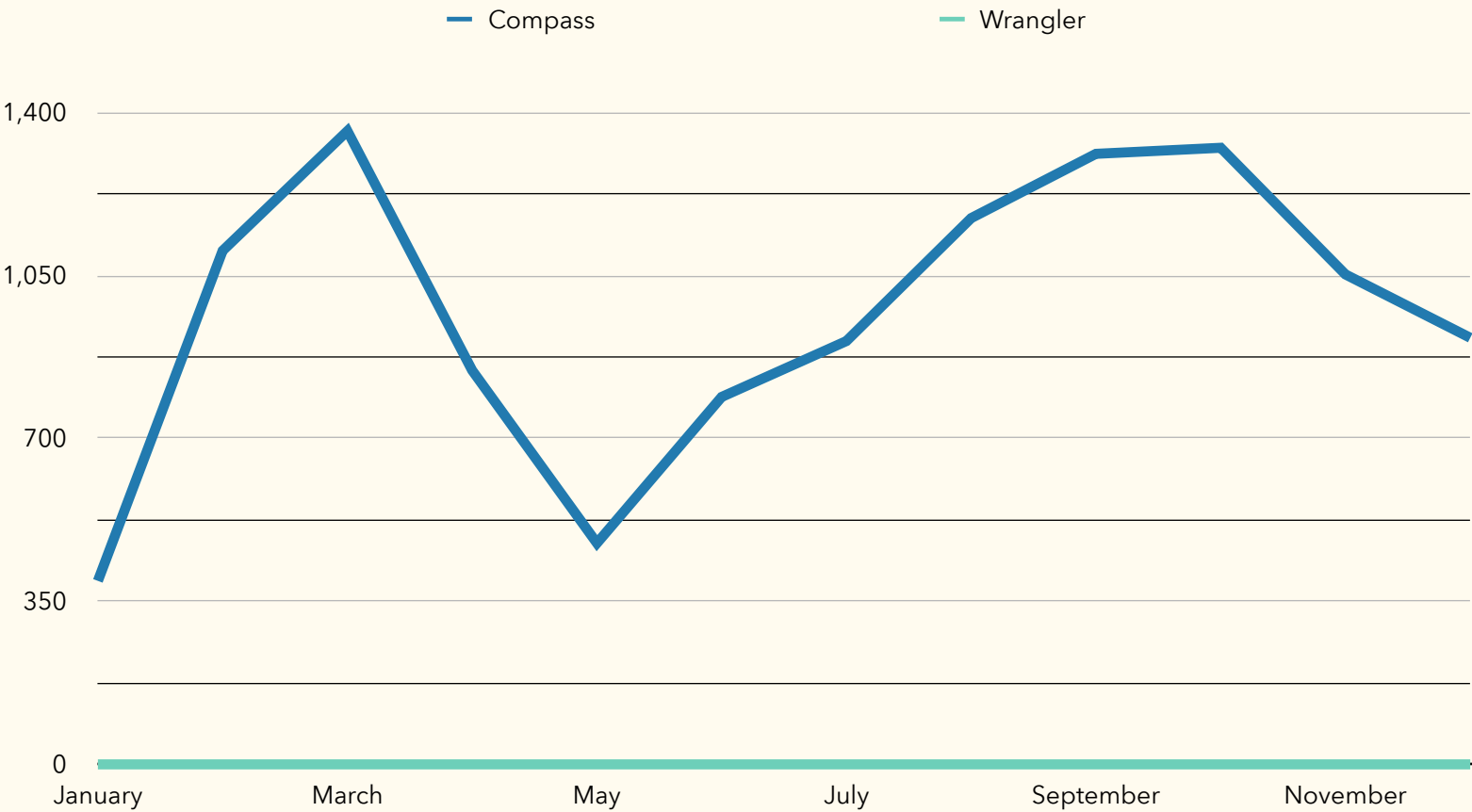
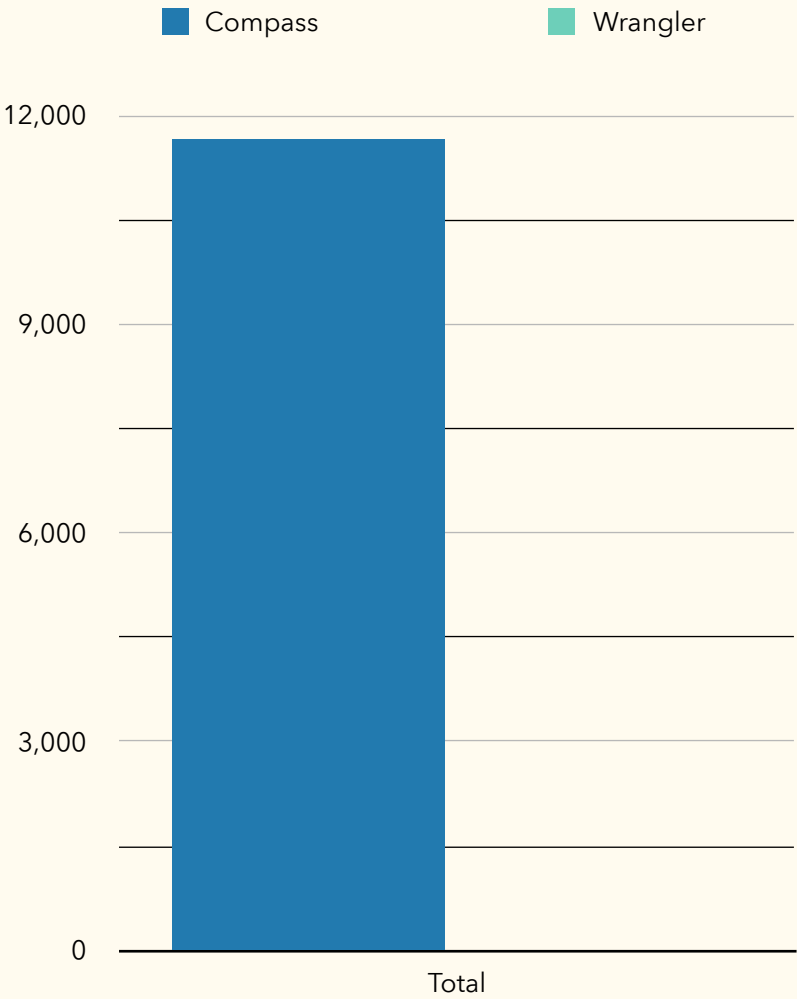


	Hector/ Hector plus	ZS EV	Gloster	Astor (released in November).
January	3,003	124	475	
February	3,662	204	463	
March	4,720	303	505	
April	2,147	156	302	
May	1,231	84	129	
June	3,002	250	306	
July	3,565	287	263	
August	3,276	273	351	
September	2,722	227	292	
October	2,478	125	260	
November	1,210	151	102	1,018
December	1,215	102	108	1,125
Total	32,231	2,286	3,556	2,143
Average	2,685.916666	190.5	296.3333333	1,071.5



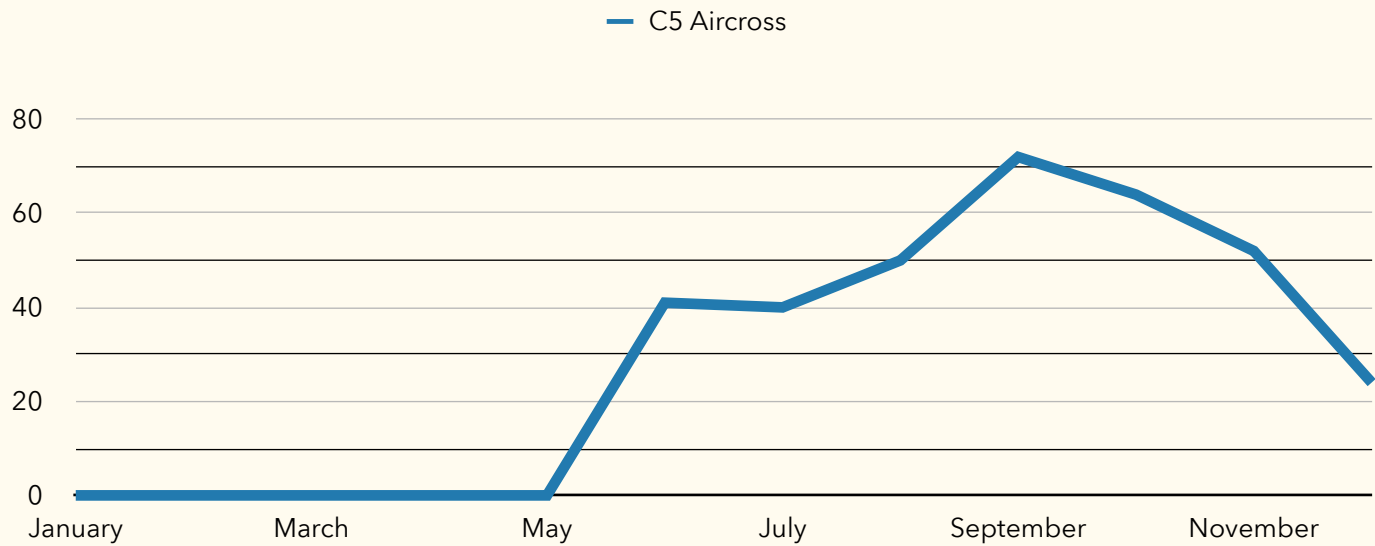
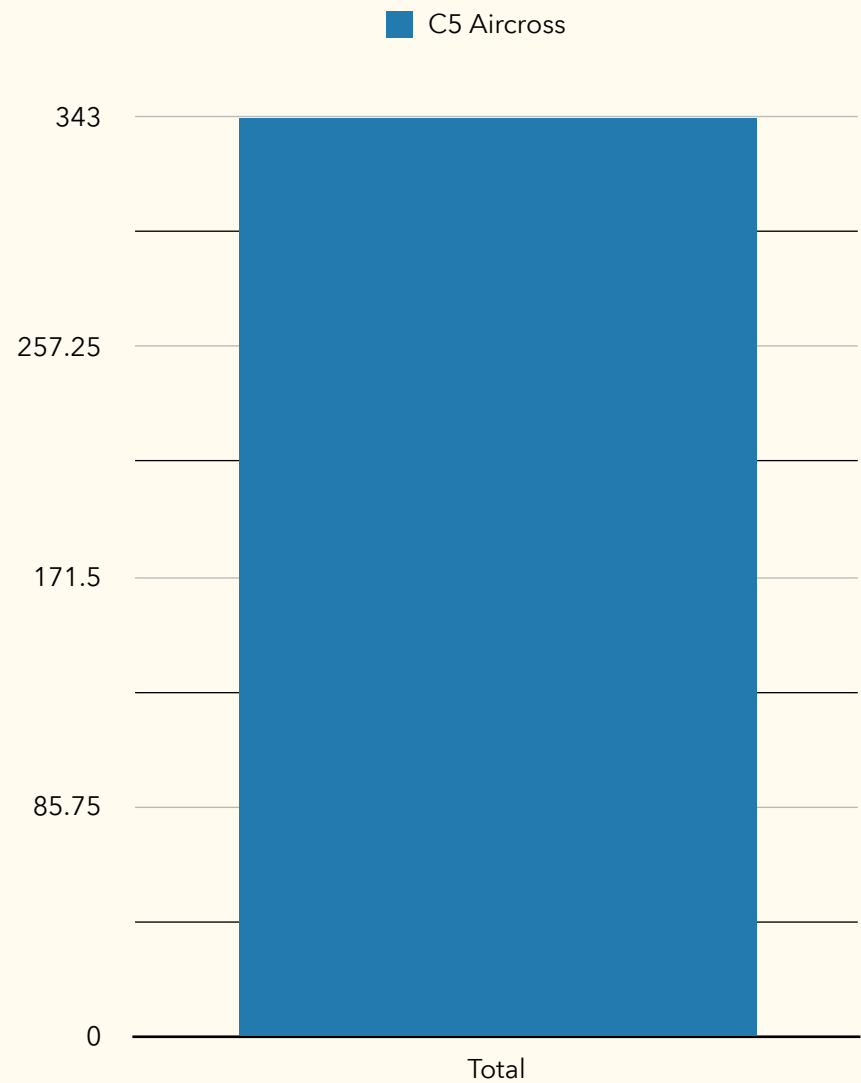
Jeep

	Compass	Wrangler
January	394	0
February	1,103	0
March	1,360	0
April	846	0
May	475	0
June	789	0
July	909	0
August	1,173	0
September	1,311	0
October	1,324	0
November	1,052	0
December	916	0
Total	11,652	0
Average	971	0



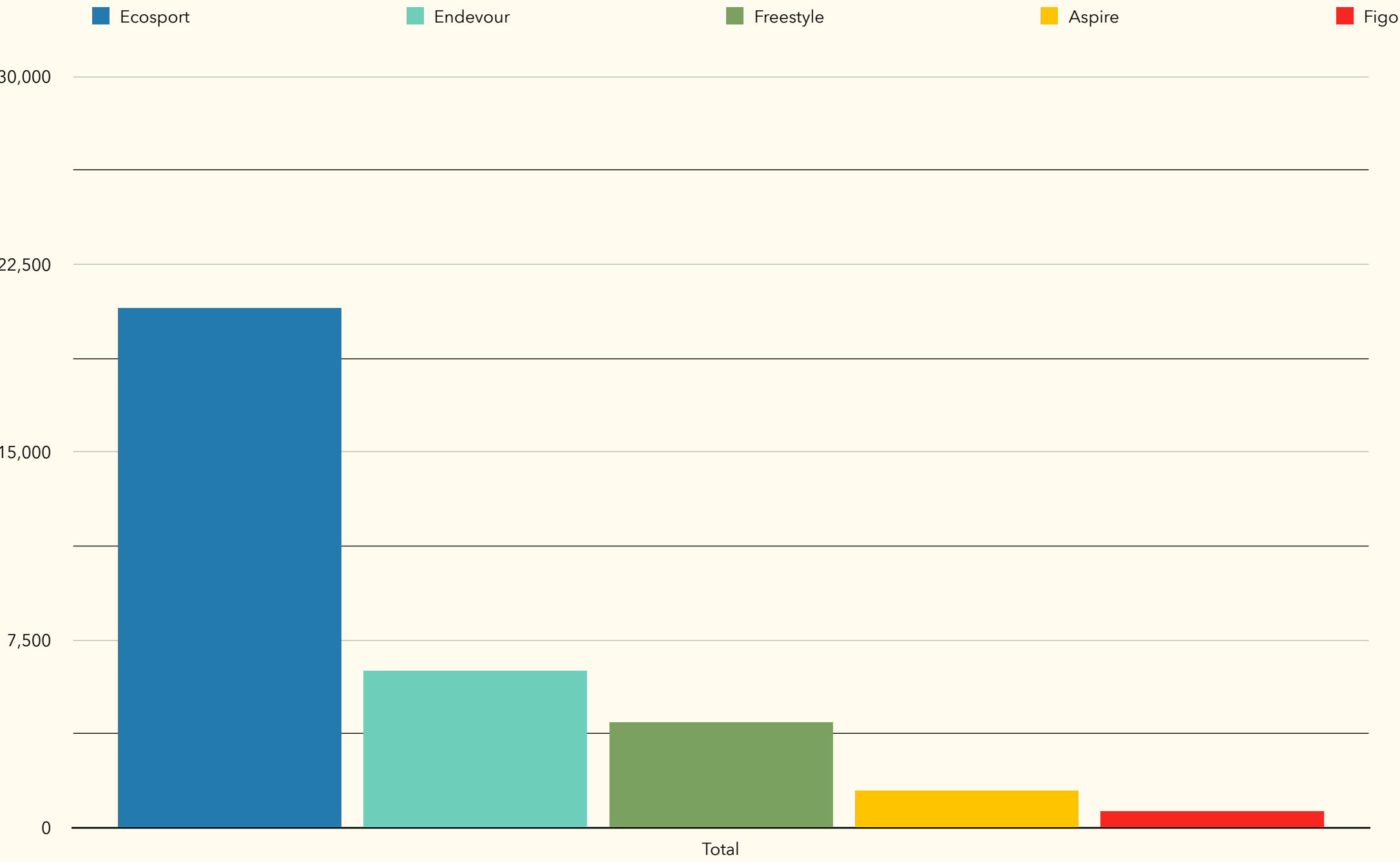
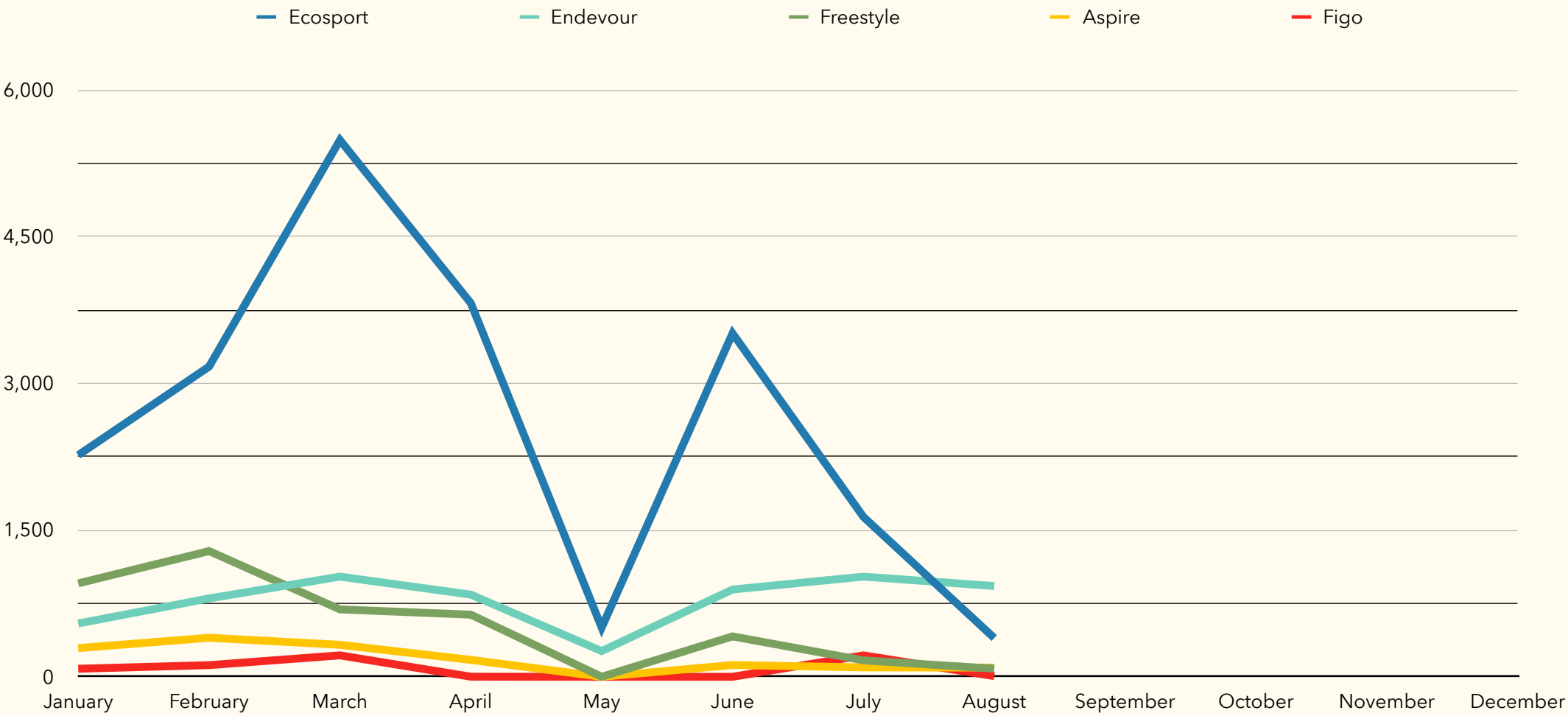
Citroen

C5 Aircross	
January	0
February	0
March	0
April	0
May	0
June	41
July	40
August	50
September	72
October	64
November	52
December	24
Total	343
Average	28.5833333333



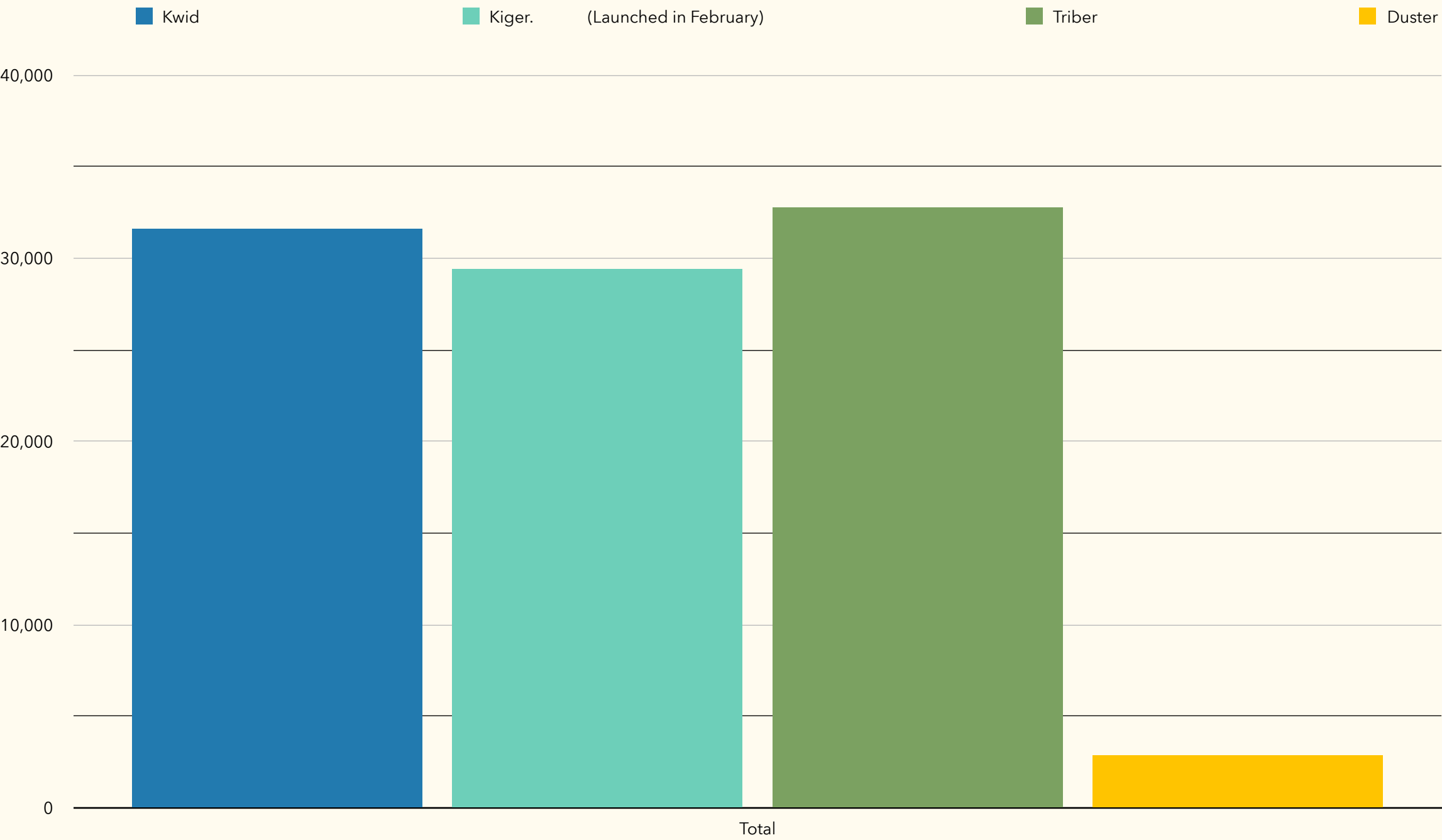
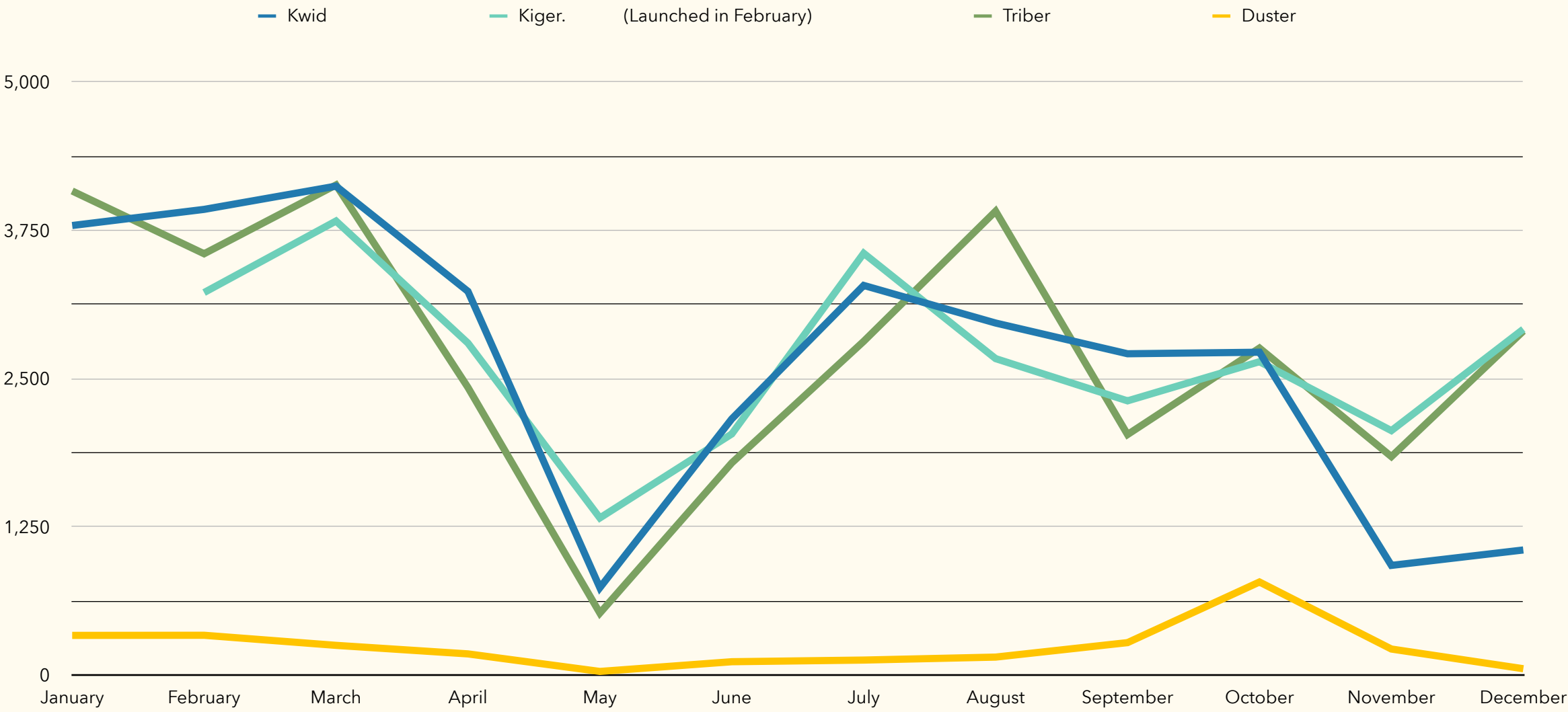
Ford(discontinued)

	Ecosport	Endevour	Freestyle	Aspire	Figo
January	2,266	545	955	293	82
February	3,171	801	1,285	399	119
March	5,487	1,024	689	327	219
April	3,820	840	635	173	1
May	503	263	0	0	0
June	3,511	892	413	120	0
July	1,635	1,024	168	96	219
August	396	928	83	94	7
September					
October					
November					
December					
Total	20,789	6,317	4,228	1,502	647



Renault

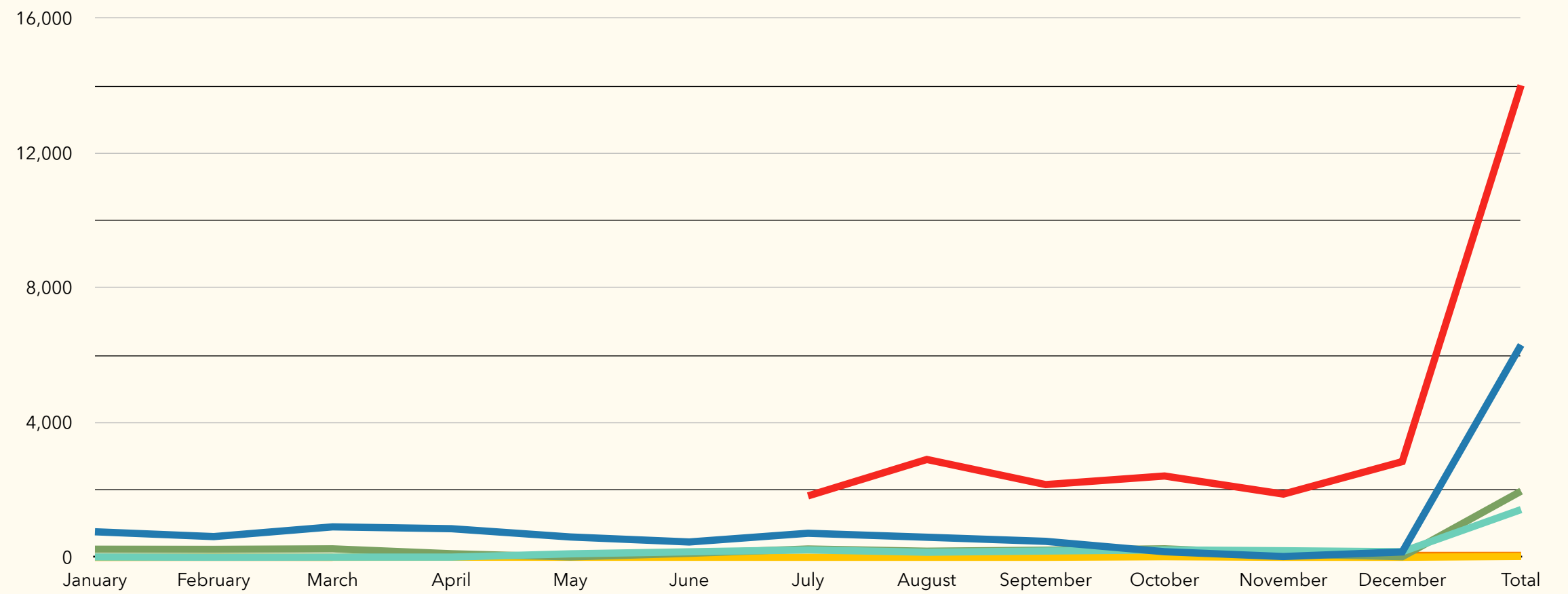
	Kwid	Kiger. (Launched in February)	Triber	Duster
January	3,791		4,082	336
February	3,927	3,226	3,553	337
March	4,123	3,829	4,133	252
April	3,236	2,800	2,426	180
May	738	1,326	524	32
June	2,161	2,034	1,790	114
July	3,286	3,557	2,815	128
August	2,969	2,669	3,912	153
September	2,710	2,313	2,029	275
October	2,723	2,643	2,758	786
November	926	2,062	1,843	221
December	1,056	2,917	2,901	55
Total	31,646	29,376	32,766	2,869
Average	2,637.166666	2,670.545454	2,730.5	239.0833333



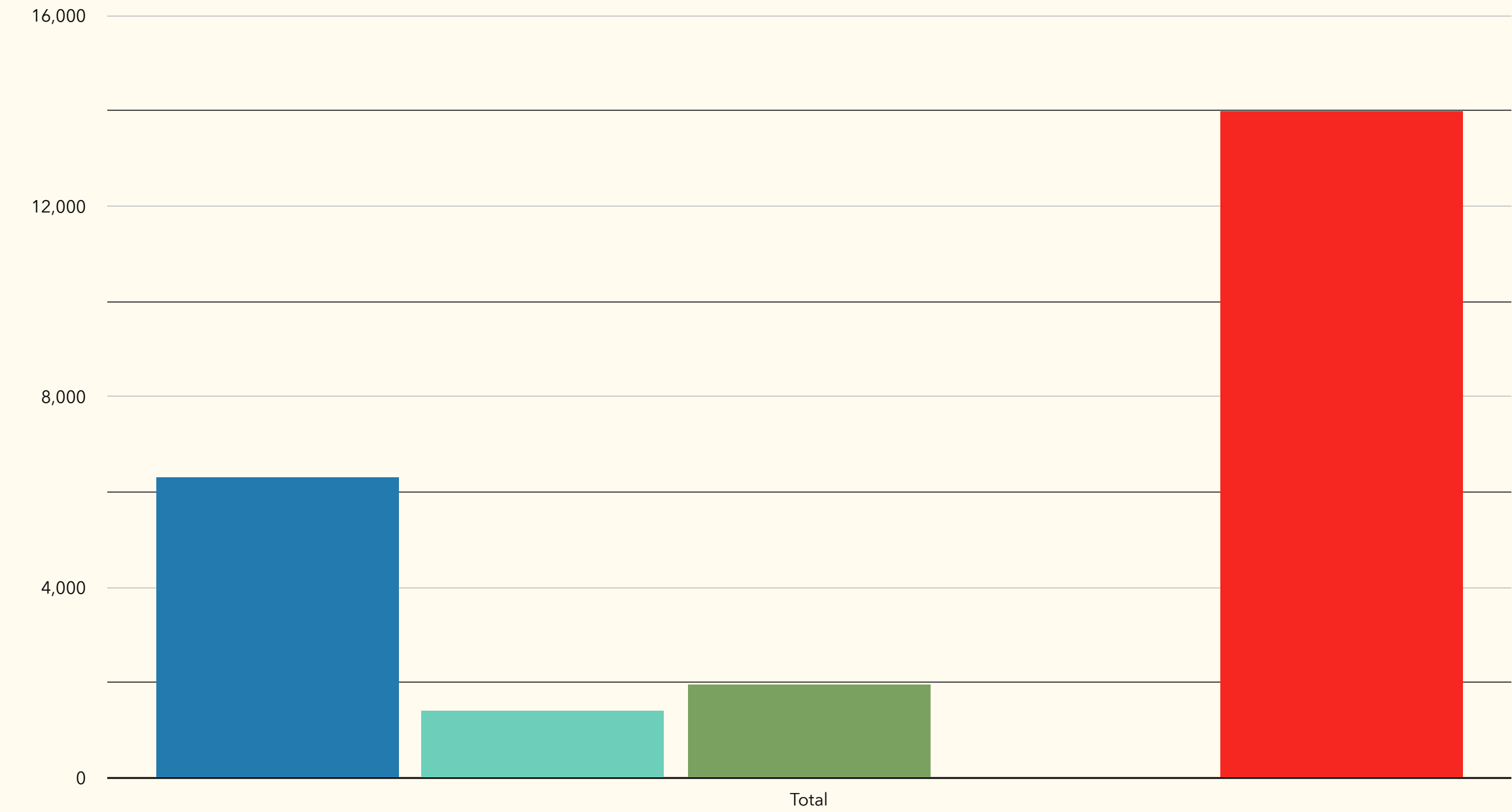
Skoda

	Rapid	Octavia	Superb	Koraq	Kushaq. (Launched in July)	Kodiaq (discontinue d in April)
January	757	8	239	0		0
February	614	2	235	2		1
March	903	5	250	1		0
April	848	5	105	3		
May	603	102	10	1		
June	454	162	117	1		
July	713	219	246	0	1,822	
August	595	150	180	0	2,904	
September	473	186	210	0	2,158	
October	165	219	251	17	2,413	
November	22	194	104	0	1,876	
December	158	164	16	0	2,840	55
Total	6,305	1,416	1,963	25	14,013	56
Average	525.4166666666667	118	163.58333333333333	2.0833333333333335	2,335.5	0.3333333333333333

Rapid Octavia Superb Koraq Kushaq. (Launched in July) Kodiaq (discontinued in April)

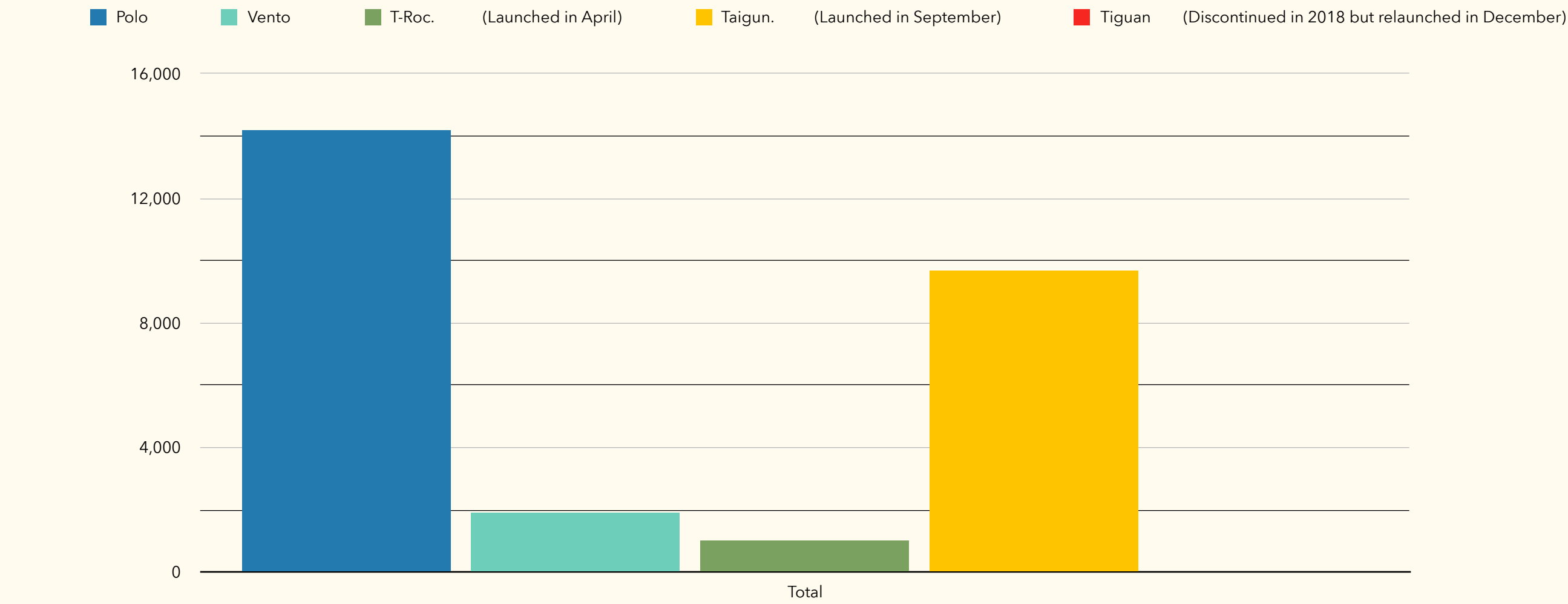
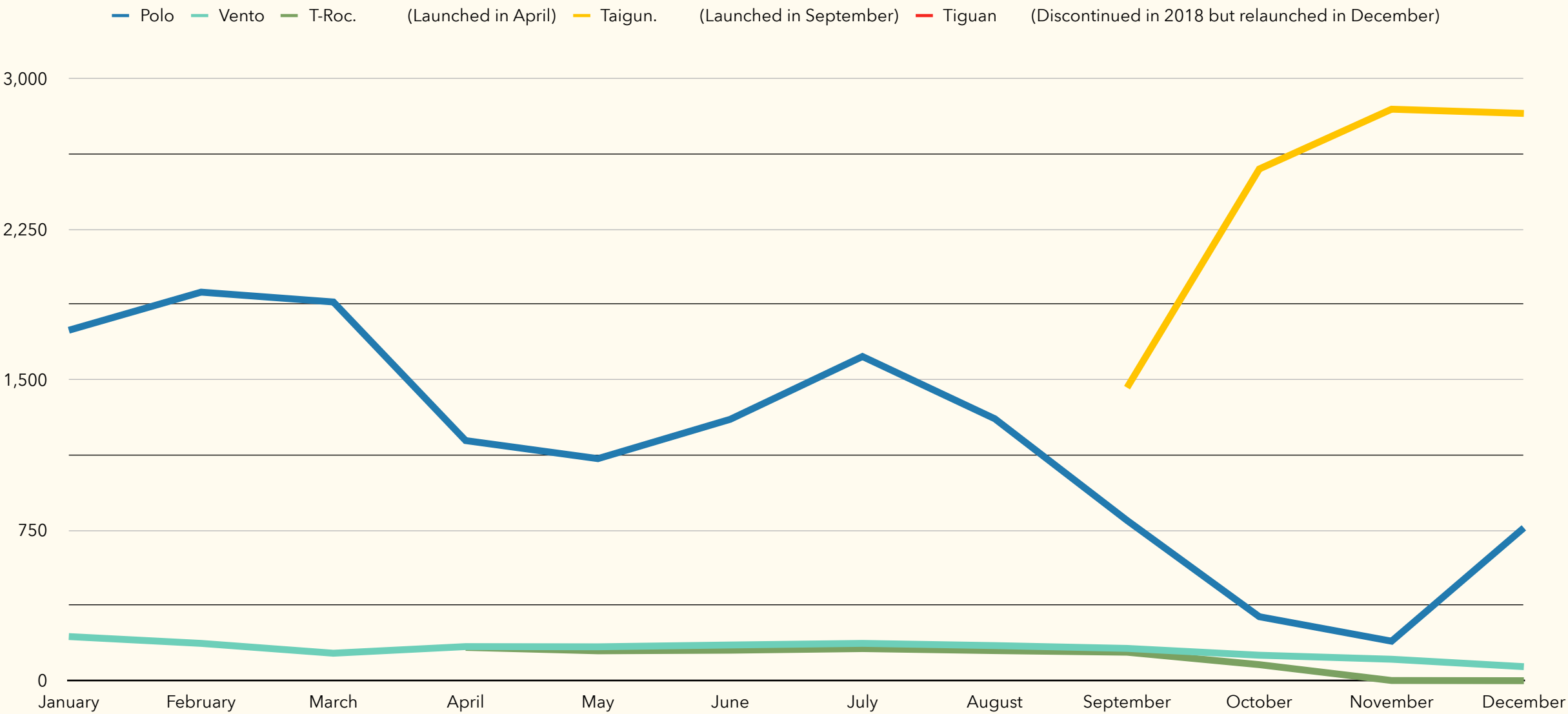


Rapid Octavia Superb Koraq Kushaq. (Launched in July)



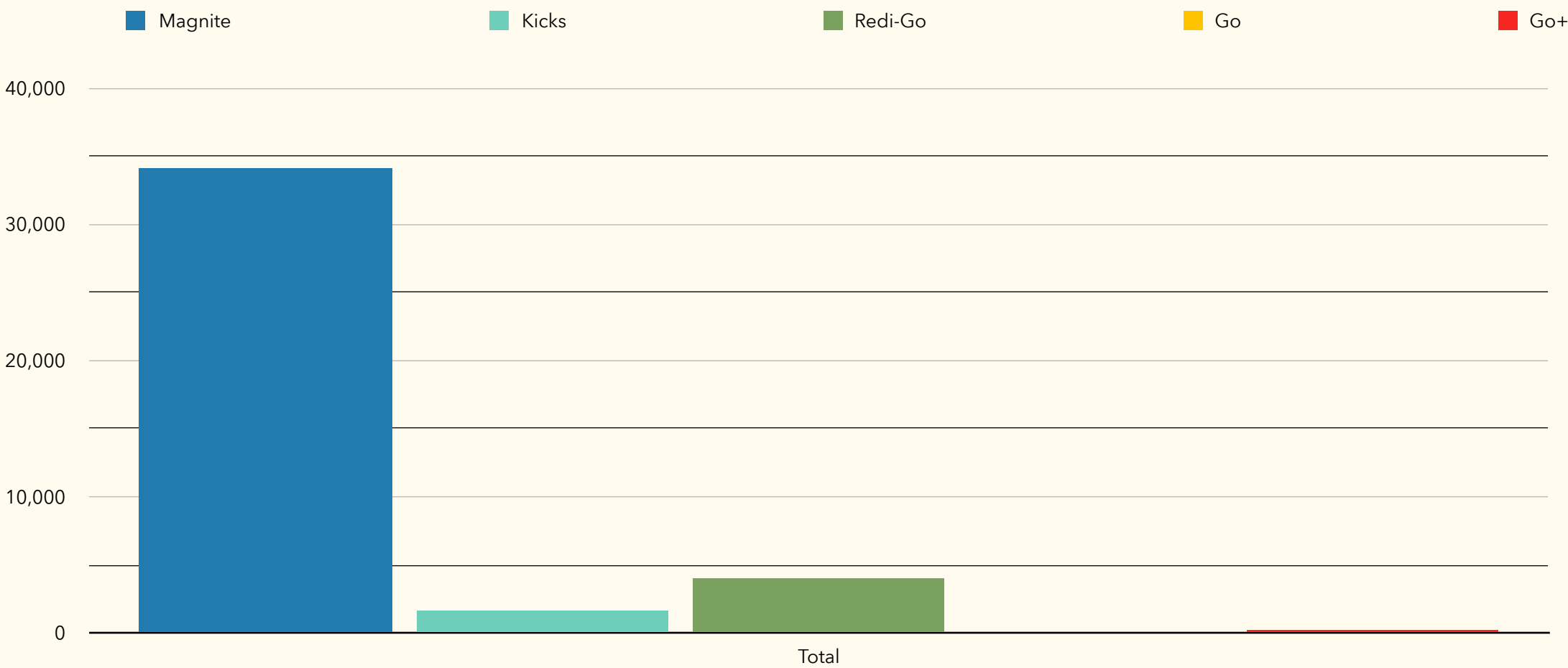
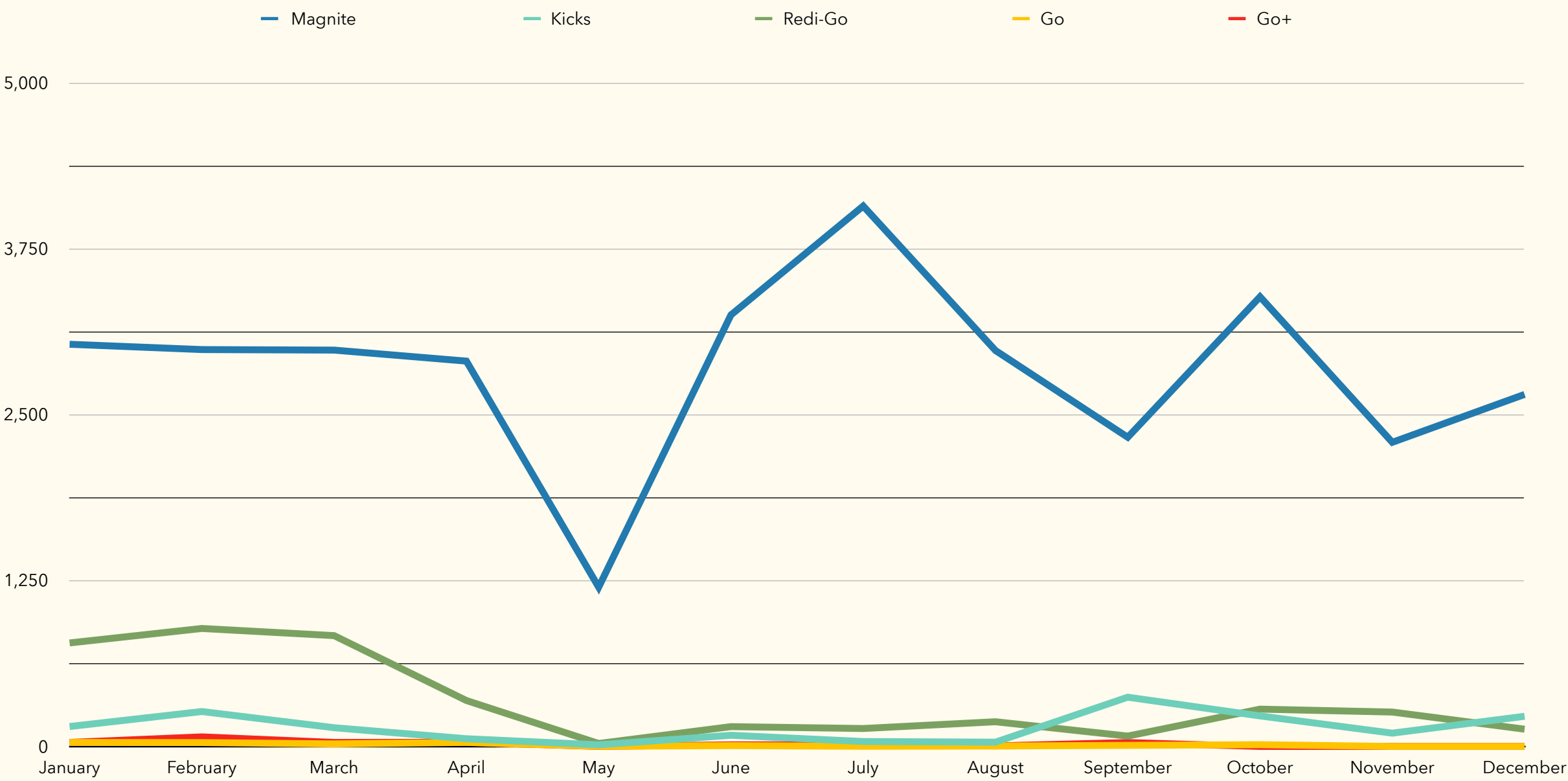
Volkswagen

	Polo	Vento	T-Roc. (Launched in April)	Taigun. (Launched in September)	Tiguan (Discontinued in 2018 but relaunched in December)
January	1,747	220	N/A	N/A	N/A
February	1,937	186	N/A	N/A	N/A
March	1,888	137	N/A	N/A	N/A
April	1,197	170	166	N/A	N/A
May	1,107	169	149	N/A	N/A
June	1,303	178	152	N/A	N/A
July	1,616	186	160	N/A	N/A
August	1,306	175	150	N/A	N/A
September	799	161	142	1,461	N/A
October	319	127	80	2,551	N/A
November	197	107	1	2,849	N/A
December	762	70	0	2,828	40
Total	14,178	1,886	1,000	9,689	40
Average	1,181.5	157.16666666666666	111.11111111111111	2,422.25	20

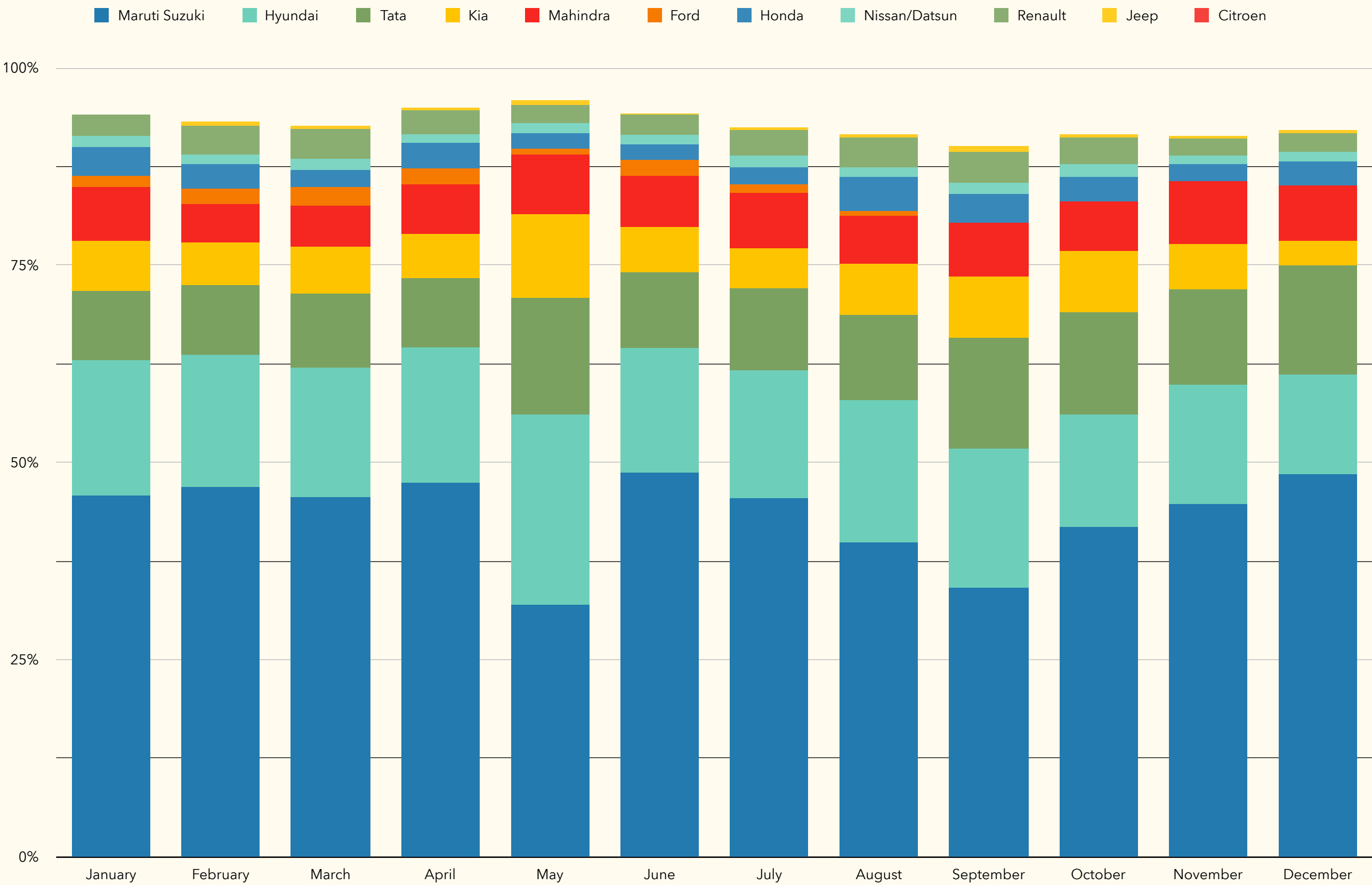


Nissan/Datsun

	Magnite	Kicks	Redi-Go	Go	Go+
January	3,031	150	780	30	30
February	2,991	263	889	29	72
March	2,987	141	835	19	30
April	2,904	58	346	30	31
May	1,200	12	22	1	0
June	3,252	84	149	6	12
July	4,073	37	135	1	13
August	2,984	32	186	3	4
September	2,330	371	78	8	29
October	3,389	230	281	13	0
November	2,292	100	259	0	0
December	2,653	227	130	0	0
Total	34,086	1,705	4,090	140	221
Average	2,840.5	142.08333333	340.83333333	11.6666666666	18.4166666666



OEM SHARE



	Maruti Suzuki	Hyundai	Tata	Kia	Mahindra	Ford	Honda	Nissan/Datsun	Renault	Jeep	Citroen	MG	Skoda	Volkswagen	Toyota
January	45.8%	17.1%	8.9%	6.3%	6.8%	1.4%	3.7%	1.3%	2.7%	0.1%	0%	1.2%	0.3%	0.7%	3.7%
February	46.9%	16.7%	8.8%	5.4%	5%	1.9%	3%	1.4%	3.6%	0.4%	0%	1.4%	0.3%	0.7%	4.5%
March	45.6%	16.4%	9.3%	6%	5.2%	2.4%	2.2%	1.3%	3.9%	0.4%	0%	1.7%	0.4%	0.6%	6.6%
April	47.4%	17.1%	8.8%	5.6%	6.4%	1.9%	3.2%	1.2%	3%	0.3%	0%	0.9%	0.3%	0.5%	3.4%
May	31.9%	24.2%	14.7%	10.7%	7.5%	0.7%	2%	1.2%	2.5%	0.5%	0%	1.4%	0.7%	1.4%	0.7%
June	48.7%	15.9%	9.4%	5.9%	6.5%	1.9%	1.9%	1.4%	2.4%	0.3%	0%	1.4%	0.3%	6%	3.4%
July	45.4%	16.3%	10.3%	5.1%	7.1%	1.1%	2.1%	1.4%	3.3%	0.3%	0%	1.4%	1%	0.7%	4.5%
August	39.8%	18.1%	10.8%	6.5%	6.1%	0.6%	4.3%	1.2%	3.7%	0.5%	0%	1.5%	1.5%	0.6%	4.9%
September	34%	17.8%	13.9%	7.8%	6.9%	0%	3.6%	1.5%	3.9%	0.7%	0%	1.7%	1.6%	1.4%	5%
October	41.9%	14.2%	13%	7.7%	6.3%	-%	3.1%	1.5%	3.4%	0.5%	0%	1.1%	1.2%	1.2%	4.8%
November	44.7%	15.1%	12.1%	5.8%	7.9%	-%	2.2%	1.1%	2.1%	0.4%	0%	1%	0.9%	1.3%	5.3%
December	48.4%	12.7%	13.9%	3.1%	6.9%	-%	3.1%	1.2%	2.4%	0.4%	0%	1%	1.3%	1.5%	4.3%
Total	43.375%	16.8%	11.15833333	6.325%	6.55%		2.866666666	1.308333333	3.069230769	0.4%	0%	1.308333333	0.816666666	1.383333333	4.258333333

- Maruti Suzuki

● Hyundai

● Tata

● Kia

● Mahindra

● Ford

● Honda

● Nissan/Datsun

● Renault

● Jeep

● Citroen

● MG

● Skoda

● Volkswagen

● Toyota

