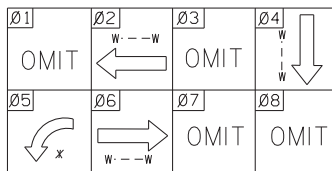
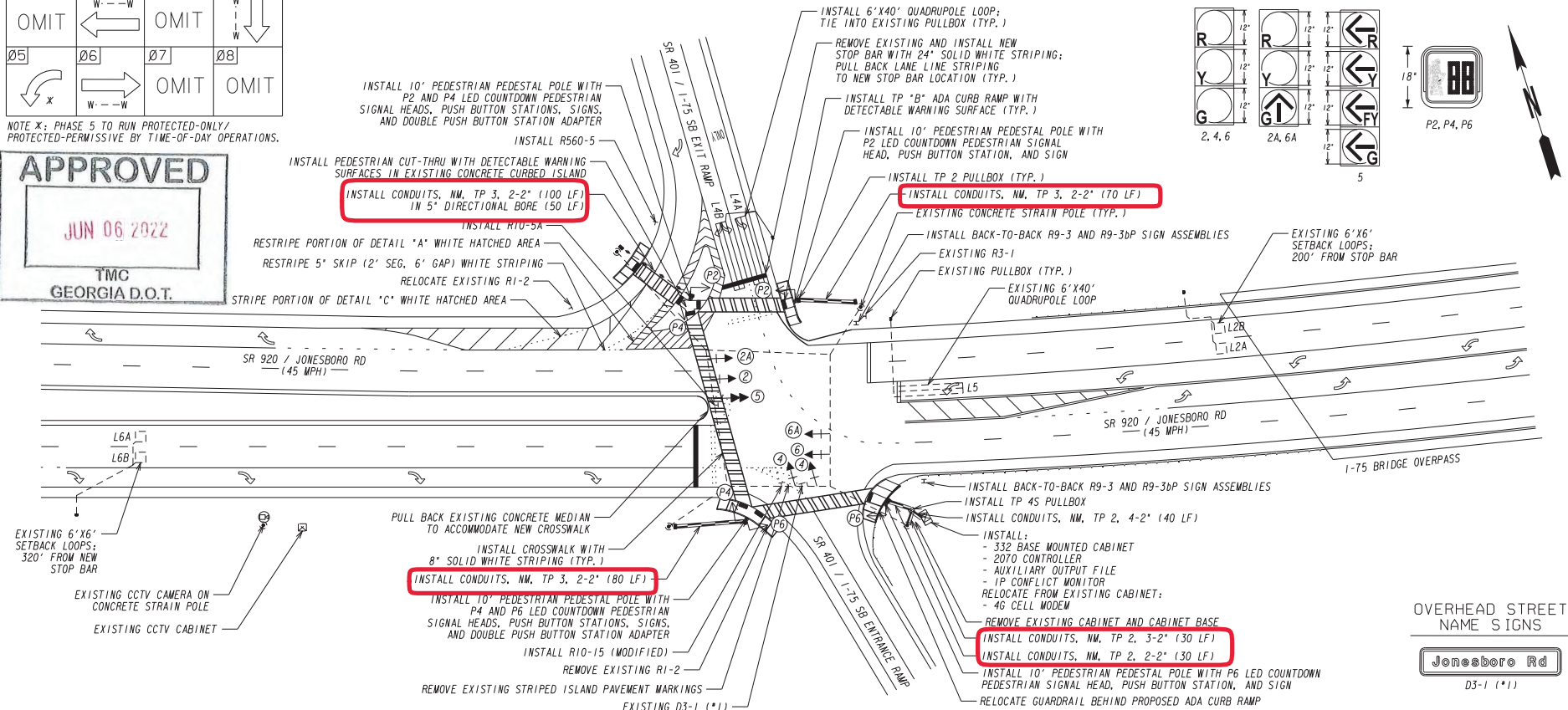

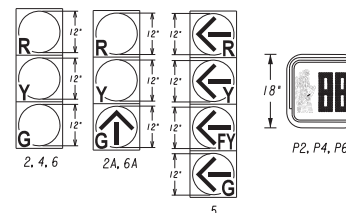


PHASING DIAGRAM



NOTE X: PHASE 5 TO RUN PROTECTED-ONLY/
PROTECTED-PERMISSIVE BY TIME-OF-DAY OPERATIONS.

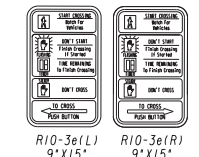
LED SIGNAL HEADS WITH TP IX
RETRO-REFLECTIVE BACKPLATES

NOTES:

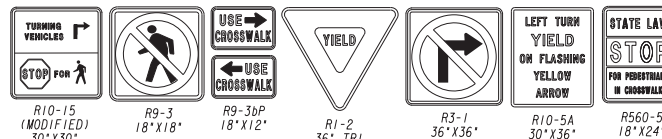
1. INSTALL NEW BACKPLATE WITH TP IX RETRO-REFLECTIVE TAPE ON ALL VEHICULAR SIGNAL HEADS.
2. RETURN ALL OLD SIGNAL EQUIPMENT TO THE MAINTAINING AGENCY'S SIGNAL SHOP.
3. REMOVE ALL EXISTING AND ROUTE NEW 7-CONDUCTOR SIGNAL CABLE TO ALL VEHICULAR AND PEDESTRIAN SIGNAL HEADS.
4. ROUTE NEW 3-PAIR LEAD-IN CABLE TO ALL NEW PEDESTRIAN PUSH BUTTONS AND INDUCTIVE LOOPS.
5. ENSURE ALL SIGNAL HEAD CLEARANCE HEIGHT REQUIREMENTS ARE MET.
6. MODIFY PHASING IN THE FIELD TO MATCH STANDARD GDOT PHASING SHOWN ON THE PLAN.
7. ALL EXISTING STRIPING IN CONFLICT WITH PROPOSED STRIPING SHALL BE REMOVED AS DIRECTED.
8. CONTRACTOR TO ENSURE ALL DETECTION IS OPERATIONAL AT ALL TIMES DURING AND AFTER CONSTRUCTION. REPLACE DETECTION LIKE-IN-KIND AS NEEDED.
9. NO SURVEY OR BII LOCATE WAS PERFORMED AS PART OF THIS DESIGN. CONTRACTOR TO COORDINATE DIRECTLY WITH UTILITIES DURING CONSTRUCTION.
10. REMOVE ALL EXISTING AND INSTALL NEW VEHICULAR SIGNAL HEADS.

OVERHEAD STREET
NAME SIGNS

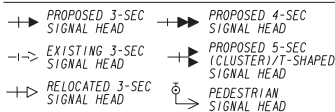
PEDESTRIAN SIGNS



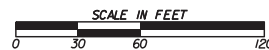
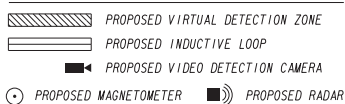
REGULATORY SIGNS



SIGNAL LEGEND



DETECTION LEGEND



REVISION DATES

NO.	DATE	DESCRIPTION

SIGNAL PLANS

SR 920 / JONESBORO RD
@ SR 401 / I-75 SOUTHBOUND RAMPS

CHECKED:	DATE:	DRAWING NO.:
BACKCHECKED:	DATE:	
CORRECTED:	DATE:	
VERIFIED:	DATE:	