

Introduction to the Tool

The Craftsman Hand Plane Type Study represents data from over 52 Sears, Roebuck & Co. catalogs, direct observation data, and user shared data. The purpose of this document is to provide Craftsman hand plane enthusiasts a means to determine what catalog era their Craftsman hand plane was available. As with all tool type studies, the common practice for manufacturers to use old stock on newer tools, intermix parts from different eras, make unpublished changes, and for users to replace parts in the field make placement of any individual tool in the chart a challenge. With 3rd party manufactured tools sold by Sears, Roebuck & Co., the challenges also extend to dealing with hand planes from multiple manufactures. For some enthusiasts, trying to learn about the manufacturer, the probable era the tool was sold, and the other similar models of their plane is part of the fun of collecting and using this historic tools.

This is on ongoing process that will improve in accuracy as enthusiasts provide input on errors discovered in the existing data, planes that do not fit the data, and provide better illustration of the identifying features of their hand planes for inclusion in the study. Ultimately, it would be helpful if the existing catalog illustrations were replaced with user provided photographs depicting important details such as, cutter trademark stamps, lever caps photographs displaying the actual color of the different versions, cheek markings, plane be colors, etc.

Through this process, it may be possible to determine the model number of an unmarked Craftsman hand plane, the manufacturer and features. In some cases, this is particularly easy as the model number is stamped into the cutter or on the cheek of the plane. For others, it can require learning about identifying the various types of Sargent & Company, Millers Falls Tools, or Stanley planes over the years.

I hope you find this valuable, useful, and a fun research tool to help you better understand your antique Craftsman hand plane. Please provide your input, corrections, challenges and photographs to Craftsman.Planes@gmail.com for possible inclusion in the type study for others to use.

Using the Craftsman Hand Plane Type Study Spreadsheet

Determine the probably manufacture of your hand plane. For planes with an inverted “U” shaped lateral lever, it is likely Sargent & Company or Stanley. To differentiate between these two, the Stanley planes are more recent models, and should all have a manufactures OEM code of 187.XXXXX on the cutter. Newer Sargent planes will have 619.XXXXX or “BL” on the cutter. If there is no OEM code on the plane with the inverted “U” lateral lever, it is a pre-1937 Sargent & Company.

If your plane has a left hand bent lateral lever, it is a Millers Falls Tools manufactured plane. Around 1936, Millers Falls began including a cheek stamp on the plane. From 1929-1935 the Millers Falls planes did not have a manufacturers OEM code on the cutter. Around 1936, “BB” was stamped on the cutter and in some cases the cheek of Millers Falls plane sold under Sears in-house brand names. Later Millers Falls plane may also have a manufacturers OEM code 107.XXXXX on the cutter.

Keep in mind a well-used plane may have a replacement cutter that is not inline with manufacturer or the era of the plane body.

Now that you have an idea who manufactured your plane you can also narrow down the era as follows:

1928-1935 planes will not have OEM codes on the cutters or bodies.

1936-1950ish planes may have “BL” or “BB” OEM on the cutter or body

1950ish and newer planes may have a 3-digit OEM code on the cutter or body. 619 for Sargent, 107 for Millers Falls, and 187 for Stanley.

Now you can refer to the Craftsman Hand Plane Type Study spreadsheet to further narrow down the era your plane was advertised by Sears, Roebuck & Co. by comparing the features listed in your era and manufacturer to what you observe on your plane. Keep in mind, here is where a manufacturer may have used old parts on a newer plane. Compare all the features, particularly to the various known model types produced by Sargent, Millers Falls, and Stanley over the decades. You will have to refer to type studies for these manufacturers if you are not familiar with the various types they made. Some good sources are:

Sargent - <http://www.sargent-planes.com/sargent-plane-type-study/>
<https://www.timetestedtools.net/>

Millers Falls - <https://oldtoolheaven.com/index.html>


Stanley - <http://www.supertool.com/StanleyBG/stan0a.html>

More can be found at:

















<https://aplanelife.us/useful-links>

As you work through the spreadsheet, don't get frustrated! You can contact me at Craftsman.Planes@gmail.com, or post questions to the many Facebook hand plane groups for help with your plane. You may well have found an error in the data, a unique Craftsman plane, or one sporting many replacement parts from decades of use.

Most important, have fun hunting the history of your plane!

	A	B	C	Q	R	S	T	U	V	W	X	Y	Z	AA	AB	AC	
1	CRAFTSMAN PLANES			YEAR	1934/35	1935	1935/36	1936	1936/37	1937	1937/38	1938	1938/39	1939	1939/40	1940	1940/41
2				SEASON	FALL WINTER	SPRING SUMMER	FALL WINTER	SPRING SUMMER	FALL WINTER	SPRING SUMMER	FALL WINTER	SPRING SUMMER	FALL WINTER	SPRING SUMMER	FALL WINTER	SPRING SUMMER	FALL WINTER
3	STANLEY #	PLANE LENGTH	CUTTER	169F	170H	171K	172L	173D	174E	175F	176H	177K	178L	179D	180E	181F	
4	3	8"	1 1/4"			3715	3715	3715	3715	3715	3715	3715	3715	3715	3741	3741	3741
5	3	8 1/2"	1 3/4"														
6	4	9"	2"	5264/5265	3716/3722	3716/3722	3716/3722	3716/3722	3716/3722	3716/3722	3716/3722	3716/3722	3716/3722	3742/3746	3742/3746	3742/3746	
7	4	9 3/4"	2"														
8	4	9" 4-EDGE CUTTER	2"														
9	4	9" 4-EDGE ALUMINUM	N/A														
10	5	14"	2"	5266/5267	3717/3723	3717/3723	3717/3723	3717/3723	3717/3723	3717/3723	3717/3723	3717/3723	3717/3723	3743/3747	3743/3747	3743/3747	
11	5	14" 4-EDGE CUTTER	2"														
12	6	18"	2 3/4"	5268/5269	3718/3724	3718/3724	3718/3724	3718/3724	3718/3724	3718/3724	3718/3724	3718/3724	3718/3724	3744/3748	3744/3748	3744/3748	
13	7	21 1/2"	2 3/4"	5270/5271	3719/3725	3719/3725	3719/3725	3719/3725	3719/3725	3719/3725	3719/3725	3719/3725	3719/3725	3745/3749	3745/3749	3745/3749	
14	101	3 1/2"	1"														
15	9 1/2	6" DEP/LAT/MOUTH	1 1/8"														
16	9 1/2	6 7/16" DEP/LAT/MOUTH	1 1/8"														
17	9 1/2	6 3/4" DEP/LAT/MOUTH	1 1/8"	5255	3704	3704	3704	3704	3704	3704	3704	3704	3704	3704	3704	3704	
18	15	7" DEP/LAT/MOUTH	1 1/8"														
19	18	6 3/4" KNUCKLE	1 1/8"	5256	3705	3705	3705	3705	3705	3705	3705	3705	3705	3705	3705	3705	
20	19	7" KNUCKLE LO ANGLE	1 1/8"									3732	3732	3732	3732	3732	
21	220	7" DEPTH ADJ	1 1/8"														
22	RABBET	8 1/2"	1 1/2"	5326	3730	3730	3730	3730	3730	3730	3730	3730	3730	3730	3730	3730	
23	COMBINATION	N/A	N/A	5329 (SARGENT)	3728 (SARGENT)	3728 (SARGENT)	3728 (SARGENT)	3728 (SARGENT)	3728 (SARGENT)	3728 (SARGENT)	3728 (SARGENT)	3728 (SARGENT)	3728 (SARGENT)	3728 (SARGENT)	3728 (SARGENT)	3728 (SARGENT)	
24	BENCH PLANE FEATURES																
25	MANUFACTURER			MILLERS FALLS	SARGENT	3/F MF-5,6,7 SGT	3/F MF-5,6,7 SGT	3/F MF-5,6,7 SGT	3/F MF-5,6,7 SGT	MIXED	MIXED	MIXED	MIXED	MILLERS FALLS	MILLERS FALLS	MILLERS FALLS	
26	SARGENT TYPE				SGT TYPE 5	SGT TYPE 5	SGT TYPE 5	SGT TYPE 5	SGT TYPE 5	SGT TYPE 5	SGT TYPE 5	SGT TYPE 5	SGT TYPE 5				
27	MILLERS FALL TYPE			TYPE 1		TYPE 1	TYPE 2	TYPE 2	TYPE 2	TYPE 2	TYPE 2	TYPE 2	TYPE 2	TYPE 2	TYPE 2	TYPE 2	
28	STANLEY TYPE																
29	KNOB & TOTE MATERIAL			ROSEWOOD	ROSEWOOD	ROSEWOOD	ROSEWOOD	ROSEWOOD	ROSEWOOD	ROSEWOOD	ROSEWOOD	ROSEWOOD	ROSEWOOD	ROSEWOOD	ROSEWOOD	ROSEWOOD	
30	LEVER CAP CASTING TRADEMARK																
31	LEVER CAP FINISH			NICKEL PLATED	NICKEL PLATED	NICKEL PLATED	NICKEL PLATED	NICKEL PLATED	NICKEL PLATED	NICKEL PLATED	NICKEL PLATED	NICKEL PLATED	NICKEL PLATED	CHROME	CHROME	CHROME	
32	CHIP BREAKER FINISH													CHROME	CHROME	CHROME	
33	TOTE DECAL																
34	CHEEK FINISH			MACHINED	MACHINED	MACHINED	MACHINED	MACHINED	MACHINED	MACHINED	MACHINED	MACHINED	MACHINED	CHASED MACHINE	CHASED MACHINE	CHASED MACHINE	
35	BED FINISH			GROOVED	BLACK JAPANING	BLACK JAPANING	BLACK JAPANING	BLACK JAPANING	BLACK JAPANING	BLACK JAPANING	BLACK JAPANING	BLACK JAPANING	BLACK JAPANING	BLACK JAPANING	GRAY	GRAY	
36	BED TRADEMARK																
37	DEPTH ADJUSTING NUT STYLE			SOLID KNURL	3 RIDGE 2 GROOVE	MIXED	MIXED	MIXED	MIXED	MIXED	MIXED	MIXED	MIXED	SOLID KNURLED	SOLID KNURLED	SOLID KNURLED	
38	CUTTER TRADEMARK																
39	CUTTER KEYHOLE			DOWN	UP	UP/DOWN	UP/DOWN	UP/DOWN	UP/DOWN	UP/DOWN	UP/DOWN	UP/DOWN	UP/DOWN	DOWN	DOWN	DOWN	
40	CUTTER MANUFACTURER MARK													BB	BB	BB	
41	LATERAL ADJ LEVER TOP			INVERTED "U"	INVERTED U	U/?	U/?	U/?	U/?	U/?	U/?	U/?	U/?	LEFT BEND	LEFT BEND	LEFT BEND	
42	KNOB NUT/SCREW TYPE				SLOTTED BRASS WAISTED NUT	BRASS WAISTED OR CYLINDER NUT	BRASS WAISTED OR CYLINDER NUT	BRASS WAISTED OR CYLINDER NUT	BRASS WAISTED OR CYLINDER NUT	BRASS WAISTED OR CYLINDER NUT	BRASS WAISTED OR CYLINDER NUT	BRASS WAISTED OR CYLINDER NUT	BRASS WAISTED OR CYLINDER NUT	CYLINDRICAL BRASS NUTS	CYLINDRICAL BRASS NUTS	CYLINDRICAL BRASS NUTS	
43	LEVER CAP BACK CASTING				HOLLOW OR 2 RIDGE	HOLLOW OR 2 RIDGE	HOLLOW OR 2 RIDGE	HOLLOW OR 2 RIDGE	HOLLOW OR 2 RIDGE	HOLLOW OR 2 RIDGE	HOLLOW OR 2 RIDGE	HOLLOW OR 2 RIDGE	HOLLOW OR 2 RIDGE				
44	LEVER CAP SCREW TYPE				SLOTTED	SLOTTED	SLOTTED	SLOTTED	SLOTTED	SLOTTED	SLOTTED	SLOTTED	SLOTTED	SLOTTED	SLOTTED	SLOTTED	
45	KNOB/TOTE NUT HEAD DESIGN				SLOTTED	SLOTTED	SLOTTED	SLOTTED	SLOTTED	SLOTTED	SLOTTED	SLOTTED	SLOTTED	SLOTTED	SLOTTED	SLOTTED	
46	"Y" YOKE CONSTRUCTION				CAST	CAST/2 PIECE	CAST/2 PIECE	CAST/2 PIECE	CAST/2 PIECE	CAST/2 PIECE	CAST/2 PIECE	CAST/2 PIECE	CAST/2 PIECE	2 PIECE PRESSED	2 PIECE PRESSED	2 PIECE PRESSED	
47	MILLERS FALLS KNOB BED RIDGED OR SMOOTH					SMOOTH	RIDGE	RIDGE	RIDGE	RIDGE	RIDGE	RIDGE	RIDGE	RIDGED	RIDGED	RIDGED	
48	MODEL CAST IN BODY																
49	CHEEK MANUFACTURER MARK							MILLERS FALLS MARK?	MILLERS FALLS MARK?	MILLERS FALLS MARK?	MILLERS FALLS MARK?	MILLERS FALLS MARK?	MILLERS FALLS MARK?	MILLERS FALLS MARK?	MILLERS FALLS MARK?	MILLERS FALLS MARK?	
50	MADE IN USA CAST IN BODY			USA BEHIND TOTE	USA BEHIND TOTE												
51	BLOCK PLANE FEATURES																
52	LEVER LOCK PLANE LAT LEVER STYLE			SARGENT	SARGENT	MILLERS FALLS	MILLERS FALLS	MILLERS FALLS	MILLERS FALLS	MILLERS FALLS	MILLERS FALLS	MILLERS FALLS	MILLERS FALLS	MILLERS FALLS	MILLERS FALLS	MILLERS FALLS	
53	LEVER LOCK PLANE MOUTH ADJ STYLE			SARGENT	SARGENT	MILLERS FALLS	MILLERS FALLS	MILLERS FALLS	MILLERS FALLS	MILLERS FALLS	MILLERS FALLS	MILLERS FALLS	MILLERS FALLS	MILLERS FALLS	MILLERS FALLS	MILLERS FALLS	
54	KNUCKLE PLANE CAP STYLE			SARGENT	SARGENT	SARGENT	SARGENT	SARGENT	SARGENT	SARGENT	SARGENT	MILLERS FALLS	MILLERS FALLS	MILLERS FALLS	MILLERS FALLS	MILLERS FALLS	
55	KNUCKLE PLANE LATERAL LEVER STYLE			SARGENT	SARGENT	SARGENT	SARGENT	SARGENT	SARGENT	SARGENT	SARGENT	MILLERS FALLS	MILLERS FALLS	MILLERS FALLS	MILLERS FALLS	MILLERS FALLS	
56	KNUCKLE CAP MOUTH ADJ STYLE			SARGENT	SARGENT	SARGENT	SARGENT	SARGENT	SARGENT	SARGENT	SARGENT	MILLERS FALLS	MILLERS FALLS	MILLERS FALLS	MILLERS FALLS	MILLERS FALLS	

	A	B	C	AD	AE	AF	AG	AH	AI	AJ	AK	AL	AM	AN	AO	AP	
1	CRAFTSMAN PLANES			YEAR	1941	1941/42	1942	1942/43	1943	1943/44	1944	1944-45	1945	1945-46	1946	1946-47	1947
2				SEASON	SPRING SUMMER	FALL WINTER	SPRING SUMMER	FALL WINTER	SPRING SUMMER	FALL WINTER	SPRING SUMMER	FALL WINTER	SPRING SUMMER	FALL WINTER	SPRING SUMMER	FALL WINTER	SPRING SUMMER
3	STANLEY #	PLANE LENGTH	CUTTER	182H	183K	184L	185D	186E	187F	188H	189K	190L	191D	192E	193G	194H	
4	3	8"	1 1/4"	3741	3741	3741	3741	3741									
5	3	8 1/2"	1 3/4"														
6	4	9"	2"	3742/3746	3742/3746	3742/3746	3742/3746	3742/3746	3742/3746	3721	3721	3742	3742	3742	3742	3742	
7	4	9 1/4"	2"														
8	4	9" 4-EDGE CUTTER	2"														
9	4	9" 4-EDGE ALUMINUM	N/A														
10	5	14"	2"	3743/3747	3743/3747	3743/3747	3743/3747	3743/3747	3722/3723	3722/3723	3743/3747	3743/3747	3743/3747	3743/3747C	3743/3747C	3743/3747C	
11	5	14" 4-EDGE CUTTER	2"														
12	6	18"	2 1/2"	3744/3748	3744/3748	3744/3748	3744/3748	3744/3748	3724 (C ONLY)	3724 (C ONLY)	3748C	3748C	3748C	3748C	3748C	3748C	
13	7	21 1/2"	2 1/2"	3745/3749	3745/3749	3745/3749	3745/3749	3745/3749	3725 (C ONLY)	3725 (C ONLY)	3749C	3749C	3749C	3749C	3749C	3749C	
14	101	3 1/2"	1"														
15	9 1/2	6" DEP/LAT/MOUTH	1 1/4"														
16	9 1/2	6 7/16" DEP/LAT/MOUTH	1 1/4"														
17	9 1/2	6 3/4" DEP/LAT/MOUTH	1 1/4"	3704	3704	3704	3704	3704									
18	15	7" DEP/LAT/MOUTH	1 1/4"							3707*	3732*						
19	18	6 1/2" KNUCKLE	1 1/4"														
20	19	7" KNUCKLE LO ANGLE	1 1/4"	3732	3732	3732	3732	3732	3707			3732	3732	3732	3732	3732	
21	220	7" DEPTH ADJ	1 1/4"														
22	RABBET	8 1/2"	1 1/2"	3730	3730	3730	3730	3730	3720	3720	3730	3730	3730	3730	3730	3730	
23	COMBINATION	N/A	N/A	3728 (SARGENT)	3728 (SARGENT)	3728 (SARGENT)	3728 (SARGENT)	3728 (SARGENT)									
24	BENCH PLANE FEATURES																
25	MANUFACTURER			MILLERS FALLS	MILLERS FALLS	MILLERS FALLS	MILLERS FALLS	SARGENT	SARGENT	SARGENT	SARGENT	SARGENT	MILLERS FALLS	MILLERS FALLS	MILLERS FALLS	MILLERS FALLS	
26	SARGENT TYPE							SGT TYPE 6	SGT TYPE 6	SGT TYPE 6	SGT TYPE 6	SGT TYPE 6					
27	MILLERS FALL TYPE			TYPE 3	TYPE 3	TYPE 3	TYPE 3						TYPE 3	TYPE 3	TYPE 3	TYPE 3	
28	STANLEY TYPE																
29	KNOB & TOTE MATERIAL			ROSEWOOD	ROSEWOOD	ROSEWOOD	ROSEWOOD	ROSEWOOD	ROSEWOOD	ROSEWOOD	ROSEWOOD	ROSEWOOD	HARDWOOD	HARDWOOD	HARDWOOD	HARDWOOD	
30	LEVER CAP CASTING TRADEMARK																
31	LEVER CAP FINISH			CHROME	CHROME	POLISHED	POLISHED	CHROME					POLISHED	POLISHED	POLISHED	POLISHED	
32	CHIP BREAKER FINISH			CHROME	CHROME		POLISHED	CHROME					POLISHED	POLISHED	POLISHED	POLISHED	
33	TOTE DECAL																
34	CHEEK FINISH			CHASED MACHINE	CHASED MACHINE	CHASED MACHINE	CHASED MACHINE	CHASED MACHINE	MACHINED	MACHINED	MACHINED	MACHINED	MACHINED	MACHINED	MACHINED	MACHINED	
35	BED FINISH			GRAY	GRAY	GRAY	GRAY	BLACK JAPANNED	BLACK JAPANNED	BLACK JAPANNED	BLACK JAPANNED	BLACK JAPANNED	BLACK JAPANNED	BLACK JAPANNED	BLACK JAPANNED	BLACK JAPANNED	
36	BED TRADEMARK																
37	DEPTH ADJUSTING NUT STYLE			SOLID KNURLED	SOLID KNURLED	SOLID KNURLED	SOLID KNURLED	STEEL 3 RIDGE 2 GROOVE	STEEL 3 RIDGE 2 GROOVE	STEEL 3 RIDGE 2 GROOVE	STEEL 3 RIDGE 2 GROOVE	STEEL 3 RIDGE 2 GROOVE	STEEL 3 RIDGE 2 GROOVE	SOLID KNURLED	SOLID KNURLED	SOLID KNURLED	SOLID KNURLED
38	CUTTER TRADEMARK																
39	CUTTER KEYHOLE			DOWN	DOWN	DOWN	DOWN	UP	UP	UP	UP	UP	DOWN	DOWN	DOWN	DOWN	
40	CUTTER MANUFACTURER MARK			BB	BB	BB	BB	BL	BL	BL	BL	BL	107.X	107.X	107.X	107.X	
41	LATERAL ADJ LEVER TOP			LEFT BEND	LEFT BEND	LEFT BEND	LEFT BEND	INVERTED "U"	INVERTED "U"	INVERTED "U"	INVERTED "U"	INVERTED "U"	LEFT BEND	LEFT BEND	LEFT BEND	LEFT BEND	
42	KNOB NUT/SCREW TYPE			BLUE STEEL SCREWS	BLUE STEEL SCREWS	BLUE STEEL SCREWS	BLUE STEEL SCREWS	STEEL NUTS	STEEL NUTS	STEEL NUTS	STEEL NUTS	STEEL NUTS	BLUED STEEL SCREWS	BLUED STEEL SCREWS	BLUED STEEL SCREWS	BLUED STEEL SCREWS	
43	LEVER CAP BACK CASTING							SINGLE RIDGE OR SOLID	SINGLE RIDGE OR SOLID	SINGLE RIDGE OR SOLID	SINGLE RIDGE OR SOLID	SINGLE RIDGE OR SOLID					
44	LEVER CAP SCREW TYPE			SLOTTED	SLOTTED	SLOTTED	SLOTTED	SLOTTED	SLOTTED	SLOTTED	SLOTTED	SLOTTED	SLOTTED	SLOTTED	SLOTTED	SLOTTED	
45	KNOB/TOTE NUT HEAD DESIGN			SLOTTED	SLOTTED	SLOTTED	SLOTTED	SLOTTED	SLOTTED	SLOTTED	SLOTTED	SLOTTED	SLOTTED	SLOTTED	SLOTTED	SLOTTED	
46	"Y" YOKE CONSTRUCTION			2 PIECE PRESSED	2 PIECE PRESSED	2 PIECE PRESSED	2 PIECE PRESSED	2 PIECE PRESSED	2 PIECE PRESSED	2 PIECE PRESSED	2 PIECE PRESSED	2 PIECE PRESSED	2 PIECE PRESSED	2 PIECE PRESSED	2 PIECE PRESSED	2 PIECE PRESSED	
47	MILLERS FALLS KNOB BED RIDGED OR SMOOTH			RIDGED	RIDGED	RIDGED	RIDGED						RIDGED	RIDGED	RIDGED	RIDGED	
48	MODEL CAST IN BODY																
49	CHEEK MANUFACTURER MARK			MILLERS FALLS MARK?	MILLERS FALLS MARK?	MILLERS FALLS MARK?	MILLERS FALLS MARK?						MILLERS FALLS MARK?	MILLERS FALLS MARK?	MILLERS FALLS MARK?	MILLERS FALLS MARK?	
50	MADE IN USA CAST IN BODY							IN FRONT OF TOTE	IN FRONT OF TOTE	IN FRONT OF TOTE	IN FRONT OF TOTE	IN FRONT OF TOTE					
51	BLOCK PLANE FEATURES																
52	LEVER LOCK PLANE LAT LEVER STYLE			MILLERS FALLS	MILLERS FALLS	MILLERS FALLS	MILLERS FALLS	MILLERS FALLS	MILLERS FALLS	SARGENT*	SARGENT*						
53	LEVER LOCK PLANE MOUTH ADJ STYLE			MILLERS FALLS	MILLERS FALLS	MILLERS FALLS	MILLERS FALLS	MILLERS FALLS	MILLERS FALLS	SARGENT*	SARGENT*						
54	KNUCKLE PLANE CAP STYLE			MILLERS FALLS	MILLERS FALLS	MILLERS FALLS	MILLERS FALLS	MILLERS FALLS	MILLERS FALLS			MILLERS FALLS	MILLERS FALLS	MILLERS FALLS	MILLERS FALLS	MILLERS FALLS	
55	KNUCKLE PLANE LATERAL LEVER STYLE			MILLERS FALLS	MILLERS FALLS	MILLERS FALLS	MILLERS FALLS	MILLERS FALLS	MILLERS FALLS								
56	KNUCKLE CAP MOUTH ADJ STYLE			MILLERS FALLS	MILLERS FALLS	MILLERS FALLS	MILLERS FALLS	MILLERS FALLS	MILLERS FALLS			MILLERS FALLS	MILLERS FALLS	MILLERS FALLS	MILLERS FALLS	MILLERS FALLS	

	A	B	C	BD	BE	BF	BG	BH	BI	BJ	BK	BL	BM	BN	BO	BP	
1	CRAFTSMAN PLANES			YEAR	1954	1954-55	1955	1955/56	1956	1956-57	1957	1957-58	1958	1958-59	1959	1959-60	1960
2				SEASON	SPRING SUMMER	FALL WINTER	SPRING SUMMER	FALL WINTER	SPRING SUMMER	FALL WINTER	SPRING SUMMER	FALL WINTER	SPRING SUMMER	FALL WINTER	SPRING SUMMER	FALL WINTER	SPRING SUMMER
3	STANLEY #	PLANE LENGTH	CUTTER	208H	209G	210K	211D	212H	213G	214K	215D	216H	217G	218Y	N/A	N/A	
4	3	8"	1 1/4"														
5	3	8 1/2"	1 3/4"														
6	4	9"	2"	3742	3742	3742	3742	3742	3742	3742	3742	3742	3742	3742	3742	3742	
7	4	9 3/4"	2"														
8	4	9" 4-EDGE CUTTER	2"														
9	4	9" 4-EDGE ALUMINUM	N/A													3740	
10	5	14"	2"	3743/3747C	3743/3747C	3743	3743	3743	3743	3743	3743	3743	3743	3743	3743	3743	
11	5	14" 4-EDGE CUTTER	2"														
12	6	18"	2 3/4"	3748C	3748C	3748C	3748C	3748C	3748C	3748C	3748C	3748C	3748C	3748C	3748C	3748C	
13	7	21 1/2"	2 3/4"	3749C	3749C	3749C	3749C	3749C	3749C	3749C	3749C	3749C	3749C	3749C	3749C	3749C	
14	101	3 3/4"	1"	3705	3705	3705	3705	3705	3705	3705	3705	3705	3705	3705	3705	3705	
15	9 1/2	6" DEP/LAT/MOUTH	1 1/8"														
16	9 1/2	6 7/16" DEP/LAT/MOUTH	1 1/8"		3704	3704	3704	3704	3704	3704	3704	3704	3704	3704	3704	3704	
17	9 1/2	6 3/4" DEP/LAT/MOUTH	1 1/8"	3704													
18	15	7" DEP/LAT/MOUTH	1 1/8"														
19	18	6 3/4" KNUCKLE	1 1/8"														
20	19	7" KNUCKLE LO ANGLE	1 1/8"	3732	3732	3732	3732	3732	3732	3732	3732	3732	3732	3732	3732	3732	
21	220	7" DEPTH ADJ	1 1/8"														
22	RABBET	8 1/2"	1 1/2"	3730	3730	3730	3730	3730	3730	3730	3730	3730	3730	3730	3730	3730	
23	COMBINATION	N/A	N/A														
24	BENCH PLANE FEATURES																
25	MANUFACTURER			SARGENT	SARGENT	SARGENT	SARGENT	SARGENT	SARGENT	SARGENT	SARGENT	SARGENT	SARGENT	SARGENT	SARGENT	SARGENT	
26	SARGENT TYPE			HERCULES	HERCULES	HERCULES	HERCULES	HERCULES	HERCULES	HERCULES	HERCULES	HERCULES	HERCULES	HERCULES	HERCULES	HERCULES	
27	MILLERS FALL TYPE																
28	STANLEY TYPE																
29	KNOB & TOTE MATERIAL			PLASTIC	PLASTIC	PLASTIC	PLASTIC	PLASTIC	PLASTIC	PLASTIC	PLASTIC	PLASTIC	PLASTIC	PLASTIC	PLASTIC	PLASTIC	
30	LEVER CAP CASTING TRADEMARK																
31	LEVER CAP FINISH			GRAY ENAMEL	GRAY ENAMEL	GRAY ENAMEL	GRAY ENAMEL	GRAY ENAMEL	GRAY ENAMEL	GRAY ENAMEL	GRAY ENAMEL	GRAY ENAMEL	GRAY ENAMEL	GRAY ENAMEL	GRAY ENAMEL	GRAY ENAMEL	
32	CHIP BREAKER FINISH			POLISHED	POLISHED	POLISHED	POLISHED	POLISHED	POLISHED	POLISHED	POLISHED	POLISHED	POLISHED	POLISHED	POLISHED	POLISHED	
33	TOTE DECAL																
34	CHEEK FINISH			GROOVED	GROOVED	GROOVED	GROOVED	GROOVED	GROOVED	GROOVED	GROOVED	GROOVED	GROOVED	GROOVED	GROOVED	GROOVED	
35	BED FINISH			GREY	GREY	GREY	GREY	GREY	GREY	GREY	GREY	GREY	GREY	GREY	GREY	GREY	
36	BED TRADEMARK																
37	DEPTH ADJUSTING NUT STYLE			3 RIDGE 2 GROOVE	3 RIDGE 2 GROOVE	3 RIDGE 2 GROOVE	3 RIDGE 2 GROOVE	3 RIDGE 2 GROOVE	3 RIDGE 2 GROOVE	3 RIDGE 2 GROOVE	3 RIDGE 2 GROOVE	3 RIDGE 2 GROOVE	3 RIDGE 2 GROOVE	3 RIDGE 2 GROOVE	3 RIDGE 2 GROOVE	3 RIDGE 2 GROOVE	
38	CUTTER TRADEMARK																
39	CUTTER KEYHOLE			UP	UP	UP	UP	UP	UP	UP	UP	UP	UP	UP	UP	UP	
40	CUTTER MANUFACTURER MARK			BL 619.XXXX	BL 619.XXXX	BL 619.XXXX	BL 619.XXXX	BL 619.XXXX	BL 619.XXXX	BL 619.XXXX	BL 619.XXXX	BL 619.XXXX	BL 619.XXXX	BL 619.XXXX	BL 619.XXXX	BL 619.XXXX	
41	LATERAL ADJ LEVER TOP			INVERTED "U"	INVERTED "U"	INVERTED "U"	INVERTED "U"	INVERTED "U"	INVERTED "U"	INVERTED "U"	INVERTED "U"	INVERTED "U"	INVERTED "U"	INVERTED "U"	INVERTED "U"	INVERTED "U"	
42	KNOB NUT/SCREW TYPE			PHILLIPS SCREW	PHILLIPS SCREW	PHILLIPS SCREW	PHILLIPS SCREW	PHILLIPS SCREW	PHILLIPS SCREW	PHILLIPS SCREW	PHILLIPS SCREW	PHILLIPS SCREW	PHILLIPS SCREW	PHILLIPS SCREW	PHILLIPS SCREW	PHILLIPS SCREW	
43	LEVER CAP BACK CASTING			RECESSED	RECESSED	RECESSED	RECESSED	RECESSED	RECESSED	RECESSED	RECESSED	RECESSED	RECESSED	RECESSED	RECESSED	RECESSED	
44	LEVER CAP SCREW TYPE			PHILLIPS	PHILLIPS	PHILLIPS	PHILLIPS	PHILLIPS	PHILLIPS	PHILLIPS	PHILLIPS	PHILLIPS	PHILLIPS	PHILLIPS	PHILLIPS	PHILLIPS	
45	KNOB/TOTE NUT HEAD DESIGN			PHILLIPS SCREW	PHILLIPS SCREW	PHILLIPS SCREW	PHILLIPS SCREW	PHILLIPS SCREW	PHILLIPS SCREW	PHILLIPS SCREW	PHILLIPS SCREW	PHILLIPS SCREW	PHILLIPS SCREW	PHILLIPS SCREW	PHILLIPS SCREW	PHILLIPS SCREW	
46	"Y" YOKE CONSTRUCTION			2 PIECE PRESSED	2 PIECE PRESSED	2 PIECE PRESSED	2 PIECE PRESSED	2 PIECE PRESSED	2 PIECE PRESSED	2 PIECE PRESSED	2 PIECE PRESSED	2 PIECE PRESSED	2 PIECE PRESSED	2 PIECE PRESSED	2 PIECE PRESSED	2 PIECE PRESSED	
47	MILLERS FALLS KNOB BED RIDGED OR SMOOTH																
48	MODEL CAST IN BODY																
49	CHEEK MANUFACTURER MARK																
50	MADE IN USA CAST IN BODY			BEHIND KNOB	BEHIND KNOB	BEHIND KNOB	BEHIND KNOB	BEHIND KNOB	BEHIND KNOB	BEHIND KNOB	BEHIND KNOB	BEHIND KNOB	BEHIND KNOB	BEHIND KNOB	BEHIND KNOB	BEHIND KNOB	
51	BLOCK PLANE FEATURES																
52	LEVER LOCK PLANE LAT LEVER STYLE			SARGENT	SARGENT	SARGENT	SARGENT	SARGENT	SARGENT	SARGENT	SARGENT	SARGENT	SARGENT	SARGENT	SARGENT	SARGENT	
53	LEVER LOCK PLANE MOUTH ADJ STYLE			SARGENT	SARGENT	SARGENT	SARGENT	SARGENT	SARGENT	SARGENT	SARGENT	SARGENT	SARGENT	SARGENT	SARGENT	SARGENT	
54	KNUCKLE PLANE CAP STYLE			MILLERS FALLS	MILLERS FALLS	MILLERS FALLS	MILLERS FALLS	MILLERS FALLS	MILLERS FALLS	MILLERS FALLS	MILLERS FALLS	MILLERS FALLS	MILLERS FALLS	SARGENT	SARGENT	SARGENT	
55	KNUCKLE PLANE LATERAL LEVER STYLE																
56	KNUCKLE CAP MOUTH ADJ STYLE			MILLERS FALLS	MILLERS FALLS	MILLERS FALLS	MILLERS FALLS	MILLERS FALLS	MILLERS FALLS	MILLERS FALLS	MILLERS FALLS	MILLERS FALLS	MILLERS FALLS	SARGENT	SARGENT	SARGENT	

	A	B	C	DD	DE	DF	
1	CRAFTSMAN PLANES			YEAR	1980	1980-81	1981
2				SEASON	SPRING SUMMER	FALL WINTER	SPRING SUMMER
3	STANLEY #	PLANE LENGTH	CUTTER	260K	261H	262A	
4	3	8"	1¼"				
5	3	8½"	1¼"				
6	4	9"	2"				
7	4	9¾"	2"	37064	37064	37064	
8	4	9" 4-EDGE CUTTER	2"				
9	4	9" 4-EDGE ALUMINUM	N/A				
10	5	14"	2"				
11	5	14" 4-EDGE CUTTER	2"				
12	6	18"	2¾"				
13	7	21½"	2¾"				
14	101	3½"	1"				
15	9½	6" DEP/LAT/MOUTH	1½"				
16	9½	6 ⁷ / ₁₆ " DEP/LAT/MOUTH	1½"				
17	9½	6¾" DEP/LAT/MOUTH	1½"				
18	15	7" DEP/LAT/MOUTH	1½"				
19	18	6¾" KNUCKLE	1½"				
20	19	7" KNUCKLE LO ANGLE	1½"				
21	220	7" DEPTH ADJ	1½"				
22	RABBET	8½"	1½"				
23	COMBINATION	N/A	N/A				
24	BENCH PLANE FEATURES						
25	MANUFACTURER			STANLEY	STANLEY	STANLEY	
26	SARGENT TYPE						
27	MILLERS FALL TYPE						
28	STANLEY TYPE						
29	KNOB & TOTE MATERIAL			HARDWOOD	HARDWOOD	HARDWOOD	
30	LEVER CAP CASTING TRADEMARK						
31	LEVER CAP FINISH						
32	CHIP BREAKER FINISH						
33	TOTE DECAL						
34	CHEEK FINISH						
35	BED FINISH						
36	BED TRADEMARK						
37	DEPTH ADJUSTING NUT STYLE						
38	CUTTER TRADEMARK						
39	CUTTER KEYHOLE			DOWN	DOWN	DOWN	
40	CUTTER MANUFACTURER MARK						
41	LATERAL ADJ LEVER TOP						
42	KNOB NUT/SCREW TYPE						
43	LEVER CAP BACK CASTING						
44	LEVER CAP SCREW TYPE						
45	KNOB/TOTE NUT HEAD DESIGN						
46	"Y" YOKE CONSTRUCTION						
47	MILLERS FALLS KNOB BED RIDGED OR SMOOTH						
48	MODEL CAST IN BODY						
49	CHEEK MANUFACTURER MARK						
50	MADE IN USA CAST IN BODY						
51	BLOCK PLANE FEATURES						
52	LEVER LOCK PLANE LAT LEVER STYLE						
53	LEVER LOCK PLANE MOUTH ADJ STYLE						
54	KNUCKLE PLANE CAP STYLE						
55	KNUCKLE PLANE LATERAL LEVER STYLE						
56	KNUCKLE CAP MOUTH ADJ STYLE						