



PROFILES & TRIMS

legacy-tile.com/trims



Take Your Design to the Edge™



1450 N. Wood Dale Road, Wood Dale, IL 60191

630.594.4795

orders@legacy-tile.com

PROFILES & TRIMS

L-SHAPE EDGE PROFILES MADE OF STAINLESS STEEL 304



HEIGHT inches	PRODUCT NUMBER	PRICE EA.
Length: 8' 2-1/2" (2.5 m)		
3/8	LS5-E100GLO-01	\$31.35

page 15 catalog
legacy-tile.com/trims

L-SHAPE EDGE PROFILES MADE OF ALUMINUM



HEIGHT inches	PRODUCT NUMBER	PRICE EA.
Length: 8' 2-1/2" (2.5 m)		
5/16	LS1-A080NAT-01	\$10.19
3/8	LS1-A100NAT-01	\$10.19

page 16 catalog
legacy-tile.com/trims

L-SHAPE EDGE PROFILES MADE OF ANODIZED ALUMINUM



HEIGHT inches	PRODUCT NUMBER	PRICE EA.
Length: 8' 2-1/2" (2.5 m)		
5/16	LS2-A080SAT-01	\$15.05
3/8	LS2-A100SAT-01	\$15.95
7/16	LS2-A110SAT-01	\$16.99
1/2	LS2-A125SAT-01	\$17.10

page 16 catalog
legacy-tile.com/trims

L-SHAPE EDGE PROFILES MADE OF ANODIZED ALUMINUM



HEIGHT inches	PRODUCT NUMBER	PRICE EA.
Length: 8' 2-1/2" (2.5 m)		
3/8	LS2-A100PCR-01	\$20.92

page 16 catalog
legacy-tile.com/trims



**Local & Metro Chicago
Delivery Available**

PROFILES & TRIMS

L-SHAPE EDGE PROFILES MADE OF ANODIZED ALUMINUM



HEIGHT inches	PRODUCT NUMBER	PRICE EA.
Length: 8' 2-1/2" (2.5 m)		
3/8	LS2-A100BCR-01	\$21.49

page 17 catalog
legacy-tile.com/trims

L-SHAPE EDGE PROFILES MADE OF ANODIZED ALUMINUM



HEIGHT inches	PRODUCT NUMBER	PRICE EA.
Length: 8' 2-1/2" (2.5 m)		
3/8	LS2-A100SNI-01	\$18.73
1/2	LS2-A125SNI-01	\$19.35

page 17 catalog
legacy-tile.com/trims

L-SHAPE EDGE PROFILES MADE OF ANODIZED ALUMINUM



HEIGHT inches	PRODUCT NUMBER	PRICE EA.
Length: 8' 2-1/2" (2.5 m)		
3/8	LS2-A100BNI-01	\$21.60

page 17 catalog
legacy-tile.com/trims

L-SHAPE EDGE PROFILES MADE OF ANODIZED ALUMINUM



HEIGHT inches	PRODUCT NUMBER	PRICE EA.
Length: 8' 2-1/2" (2.5 m)		
3/8	LS2-A100ABB-01	\$24.21

page 17 catalog
legacy-tile.com/trims



**Local & Metro Chicago
Delivery Available**

L-SHAPE EDGE PROFILES MADE OF COLOR COATED ALUMINUM



HEIGHT inches	PRODUCT NUMBER	PRICE EA.
Length: 8' 2-1/2" (2.5 m)		
3/8	LS3-A100BWH-01	\$19.73

page 19 catalog
legacy-tile.com/trims

L-SHAPE EDGE PROFILES MADE OF COLOR COATED ALUMINUM



HEIGHT inches	PRODUCT NUMBER	PRICE EA.
Length: 8' 2-1/2" (2.5 m)		
3/8	LS3-A100FRO-01	\$19.73

page 19 catalog
legacy-tile.com/trims


L-SHAPE EDGE PROFILES MADE OF COLOR COATED ALUMINUM



HEIGHT inches	PRODUCT NUMBER	PRICE EA.
Length: 8' 2-1/2" (2.5 m)		
3/8	LS3-A100MHG-01	\$19.73

page 19 catalog
legacy-tile.com/trims

L-SHAPE EDGE PROFILES MADE OF COLOR COATED ALUMINUM



HEIGHT inches	PRODUCT NUMBER	PRICE EA.
Length: 8' 2-1/2" (2.5 m)		
3/8	LS3-A100MBL-01	\$19.73

page 19 catalog
legacy-tile.com/trims



**Local & Metro Chicago
Delivery Available**

L-SHAPE EDGE PROFILES MADE OF TEXTURED COATED ALUMINUM



HEIGHT inches	PRODUCT NUMBER	PRICE EA.
Length: 8' 2-1/2" (2.5 m)		
3/8	LS4-A100STG-01	\$33.20

page 23 catalog
legacy-tile.com/trims

L-SHAPE EDGE PROFILES MADE OF TEXTURED COATED ALUMINUM



HEIGHT inches	PRODUCT NUMBER	PRICE EA.
Length: 8' 2-1/2" (2.5 m)		
3/8	LS4-A100MOC-01	\$33.20

page 23 catalog
legacy-tile.com/trims

L-SHAPE EDGE PROFILES MADE OF TEXTURED COATED ALUMINUM



HEIGHT inches	PRODUCT NUMBER	PRICE EA.
Length: 8' 2-1/2" (2.5 m)		
3/8	LS4A100DUG-01	\$33.20

page 23 catalog
legacy-tile.com/trims

SQUARE EDGE PROFILES MADE OF ANODIZED ALUMINUM




HEIGHT inches	PRODUCT NUMBER	PRICE EA.
Length: 8' 2-1/2" (2.5 m) & Corner		
3/8	SQ2-A100SAT-01	\$20.59
3/8	SQ2-A100SAT-11 Square Corner	\$8.31

page 27 catalog
legacy-tile.com/trims




**Local & Metro Chicago
Delivery Available**

ROUND EDGE PROFILES MADE OF ANODIZED ALUMINUM

 <p>Satin</p>	HEIGHT inches	PRODUCT NUMBER	PRICE EA.
	Length: 8' 2-1/2" (2.5 m) & Corners		
	5/16	RO2-A080SAT-01	\$18.19
	Outside Corner	RO2-A080SAT-04 Outside Corner	\$7.70
	Inside Corner	RO2-A080SAT-08 Inside Corner	\$7.70
	3/8	RO2-A100SAT-01	\$19.66
	Outside Corner	RO2-A100SAT-04 Outside Corner	\$7.70
	Inside Corner	RO2-A100SAT-08 Inside Corner	\$7.70


page 35 catalog
legacy-tile.com/trims

ROUND EDGE PROFILES MADE OF ANODIZED ALUMINUM

 <p>Polished Chrome</p>	HEIGHT inches	PRODUCT NUMBER	PRICE EA.
	Length: 8' 2-1/2" (2.5 m) & Corners		
	3/8	RO2-A100PCR-01	\$26.47
	Outside Corner	RO2-A100PCR-04 OUTSIDE CRN.	\$9.13
	Inside Corner	RO2-A100PCR-08 INSIDE CRN.	\$9.13

page 35 catalog
legacy-tile.com/trims

ROUND EDGE PROFILES MADE OF ANODIZED ALUMINUM

 <p>Satin Nickel</p>	HEIGHT inches	PRODUCT NUMBER	PRICE EA.
	Length: 8' 2-1/2" (2.5 m) & Corners		
	3/8	RO2-A100SNI-01	\$19.92
	Outside Corner	RO2-A100SNI-04 OUTSIDE CRN.	\$7.77
	Inside Corner	RO2-A100SNI-08 INSIDE CRN.	\$7.77

page 36 catalog
legacy-tile.com/trims



**Local & Metro Chicago
Delivery Available**

ROUND EDGE PROFILES MADE OF ANODIZED ALUMINUM



HEIGHT inches	PRODUCT NUMBER	PRICE EA.
Length: 8' 2-1/2" (2.5 m) & Corners		
3/8	RO2-A100BNI-01	\$29.78
Outside Corner	RO2-A100BNI-04 OUTSIDE CRN.	\$14.23
Inside Corner	RO2-A100BNI-08 INSIDE CRN.	\$14.23

page 37 catalog
legacy-tile.com/trims

ROUND EDGE PROFILES MADE OF ANODIZED ALUMINUM



HEIGHT inches	PRODUCT NUMBER	PRICE EA.
Length: 8' 2-1/2" (2.5 m) & Corners		
3/8	RO2-A100BBL-01	\$28.05
Outside Corner	RO2-A100BBL-04 OUTSIDE CRN.	\$14.51
Inside Corner	RO2-A100BBL-08 INSIDE CRN.	\$14.51

page 38 catalog
legacy-tile.com/trims

ROUND EDGE PROFILES MADE OF COLOR COATED ALUMINUM



HEIGHT inches	PRODUCT NUMBER	PRICE EA.
Length: 8' 2-1/2" (2.5 m) & Corners)		
3/8	RO3-A100BWH-01	\$25.20
Outside Corner	RO3-A100BWH-04 OUTSIDE CRN.	\$4.63
Inside Corner	RO3-A100BWH-01 INSIDE CRN.	\$4.63
3/8	RO3-A125BWH-01	\$31.49
Outside Corner	RO3-A125BWH-04 OUTSIDE CRN.	\$4.63
Inside Corner	RO3-A125BWH-01 INSIDE CRN.	\$4.63

page 39 catalog
legacy-tile.com/trims



**Local & Metro Chicago
Delivery Available**

ROUND EDGE PROFILES MADE OF ANODIZED ALUMINUM



HEIGHT inches	PRODUCT NUMBER	PRICE EA.
Length: 8' 2-1/2" (2.5 m) & Corners		
3/8	RO3-A100FRO-01	\$25.20
Outside Corner	RO3-A100FRO-04 OUTSIDE CRN.	\$4.63
Inside Corner	RO3-A100FRO-08 INSIDE CRN.	\$4.63

page 39 catalog
legacy-tile.com/trims

ROUND EDGE PROFILES MADE OF COLOR COATED ALUMINUM



HEIGHT inches	PRODUCT NUMBER	PRICE EA.
Length: 8' 2-1/2" (2.5 m) & Corners		
3/8	R03-A100MHG-01	\$25.20
Outside Corner	RO3-A100MHG-04 OUTSIDE CRN.	\$4.63
Inside Corner	RO3-A100MHG-08 INSIDE CRN.	\$4.63

page 39 catalog
legacy-tile.com/trims

ROUND EDGE PROFILES MADE OF TEXTURED COATED ALUMINUM



HEIGHT inches	PRODUCT NUMBER	PRICE EA.
Length: 8' 2-1/2" (2.5 m) & Corners		
3/8	R04-A100DKH-01	\$42.50
Outside Corner	R04-A100DHKI-04 OUTSIDE CRN.	\$14.38
Inside Corner	R04-A100DHK-08 INSIDE CRN.	\$14.38

page 43 catalog
legacy-tile.com/trims



**Local & Metro Chicago
Delivery Available**

ROUND EDGE PROFILES MADE OF TEXTURED COATED ALUMINUM



HEIGHT inches	PRODUCT NUMBER	PRICE EA.
Length: 8' 2-1/2" (2.5 m) & Corners		
3/8	R04-A100MOC-01	\$42.50
Outside Corner	R04-A100MOC-04 OUTSIDE CRN.	\$14.38
Inside Corner	R04-A100MOC-08 INSIDE CRN.	\$14.38

page 46 catalog
legacy-tile.com/trims

COVE PROFILES MADE OF ANODIZED ALUMINUM



HEIGHT inches	PRODUCT NUMBER	PRICE EA.
Length: 8' 2-1/2" (2.5 m)		
3/8	C02-A100SAT-01	\$30.89

page 50 catalog
legacy-tile.com/trims

STAIR NOSING PROFILES MADE OF ANODIZED ALUMINUM



HEIGHT inches	PRODUCT NUMBER	PRICE EA.
Length: 8' 2-1/2" (2.5 m)		
7/16	SN1-A110SAT-01	\$29.54

page 53 catalog
legacy-tile.com/trims

TRANSITION AND COMPENSATION PROFILES MADE OF ANODIZED ALUMINUM



HEIGHT inches	PRODUCT NUMBER	PRICE EA.
Length: 8' 2-1/2" (2.5 m)		
3/8	TR1-A100SAT-01	\$19.34

page 54 catalog
legacy-tile.com/trims



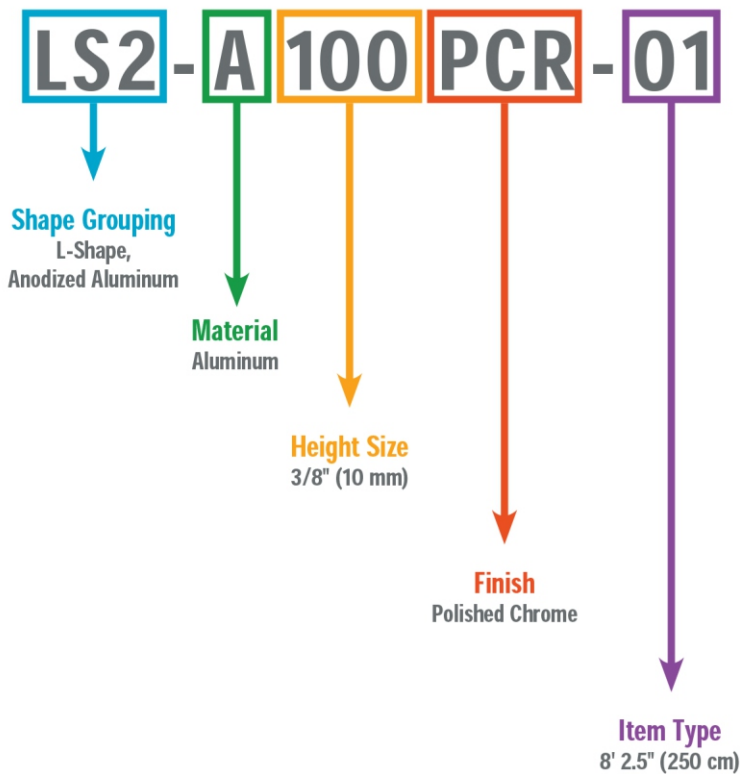
**Local & Metro Chicago
Delivery Available**

PROFILES & TRIMS EXPLANATION & CODES

PART NUMBER EXPLANATION & CODES

Part Number Example

LS2-A100PCR-01



Code for Shape Type

Code	Shape Description
LS1	L-SHAPE EDGE PROFILE MADE OF ALUMINUM
LS2	L-SHAPE EDGE PROFILE MADE OF ANODIZED ALUMINUM
LS3	L-SHAPE EDGE PROFILE MADE OF COLOR COATED ALUMINUM
LS4	L-SHAPE EDGE PROFILE MADE OF TEXTURE COATED ALUMINUM
LS5	L-SHAPE EDGE PROFILE MADE OF STAINLESS STEEL
LS6	L-SHAPE EDGE PROFILE MADE OF COATED STAINLESS STEEL
LS8	L-SHAPE EDGE PROFILE MADE OF PVC
SQ2	SQUARE EDGE PROFILE MADE OF ANODIZED ALUMINUM
SQ3	SQUARE EDGE PROFILE MADE OF COLOR COATED ALUMINUM
SQ4	SQUARE EDGE PROFILE MADE OF TEXTURE COATED ALUMINUM
SQ5	SQUARE EDGE PROFILE MADE OF STAINLESS STEEL
RO2	ROUND EDGE PROFILE MADE OF ANODIZED ALUMINUM
RO3	ROUND EDGE PROFILE MADE OF COLOR COATED ALUMINUM
RO4	ROUND EDGE PROFILE MADE OF TEXTURE COATED ALUMINUM
RO5	ROUND EDGE PROFILE MADE OF STAINLESS STEEL
RO8	ROUND EDGE PROFILE MADE OF PVC
FP1	FINISHING PROFILES - STYLE 1 (135° INCLINE)
DB1	DECORATIVE BORDER PROFILES - STYLE 1 (1" WIDE)
CO2	COVE PROFILES - STYLE 2 (SINGLE MOUNTING LEG)
TS1	T-SHAPE PROFILES
SN1	STAIR NOSING PROFILE - STYLE 1 (FLORENTINE)
SK1	SKIRTING PROFILE
TR1	TRANSITION PROFILE - STYLE 1 (ABUTTING)
TR2	TRANSITION PROFILE - STYLE 2 (OVERHANGING)
EJ1	EXPANSION / MOVEMENT JOINT - STYLE 1 (7/16" WIDE)
EJ2	EXPANSION / MOVEMENT JOINT - STYLE 2 (3/16" WIDE)



**Local & Metro Chicago
Delivery Available**

PROFILES & TRIMS EXPLANATION & CODES

PART NUMBER EXPLANATION & CODES

Code for Material Type

Code	Type of Material
A	ALUMINUM
E	STAINLESS STEEL 304
V	STAINLESS STEEL 316
M	BRASS
P	PVC

Code for Part Type

Code	Part Description
01	8"-2.5" PROFILE
02	10' PROFILE
04	OUT CORNER
08	IN CORNER
11	IN/OUT CORNER

Code for Finishes

Code	Type of Finish
ABB	ANTIQUE BRUSHED BRONZE
ALM	ALMOND
ANW	ANTIQUE WHITE
BBL	BRUSHED HIGH GLOSS BLACK
BBR	BRUSHED BRASS
BCR	BRUSHED CHROME
BCU	BRUSHED COPPER
BGR	BRUSHED GRAPHITE
BLB	BLACK BROWN
BLK	BLACK
BNI	BRUSHED NICKEL
BRU	BRUSHED
BRW	BRIGHT WHITE
BWH	BRILLIANT WHITE
CBR	CHESTNUT BROWN
CRP	CHROME PLATED
DKH	DESERT KHAKI
DUG	DUSTY GREY
FRO	FROSTY
GGR	GROUT GREY
GLG	GOLD GLOSS
GLO	GLOSS
GRE	GREY
GRG	GREIGE
HGB	HIGH GLOSS BLACK
IVO	IVORY
MBL	MATTE BLACK
MBW	MATTE BRILLIANT WHITE
MHG	MANHATTAN GREY
MHG	CLASSIC GREY
MOC	MOCHA
MUS	MUSHROOM
NAT	NATURAL
PCR	POLISHED CHROME
PNI	POLISHED NICKEL
RAV	RAVEN
SAT	SATIN
SBR	SATIN BRASS
SNI	SATIN NICKEL
SPE	SAND PEBBLE
STG	STONE GREY

Code for Profile Height

Code	Inches	Millimeters
020	5/64"	2
025	3/32"	2.5
030	1/8"	3
035	1/8"	3.5
045	3/16"	4.5
060	1/4"	6
070	9/32"	7
080	5/16"	8
090	11/32"	9
100	3/8"	10
110	7/16"	11
120	15/32"	12
125	1/2"	12.5
140	17/32"	14
150	9/16"	15
160	5/8"	16
175	11/16"	17.5
185	23/32"	18.5
200	3/4"	20
210	13/16"	21
225	7/8"	22.5
250	1"	25
275	1-1/16"	27.5
300	1-3/16"	30
400	1-9/16"	40



**Local & Metro Chicago
Delivery Available**