

Series: Nordic Whisper Specifications



Color Shown: *Linen*

Inspired by the timeless elegance of Scandinavian design, Nordic Whisper brings a sense of calm and understated luxury to any space. This 2" x 8" glossy wall tile is offered in a thoughtfully curated palette of soft, serene earth tones that evoke natural beauty and warmth. Its versatile format allows for endless creativity—whether installed in a classic straight-joint layout, a dynamic herringbone pattern, or other custom arrangements. Perfect for kitchens, bathrooms, and feature walls,

Specifications*

All field tile is sold as full cartons.

Nordic Whisper - Glazed Porcelain Wall Tile

7 Colors

Shade V-3 High Shading

2" x 8" x 3/8"

Glossy Finish

2" x 8" - 4.43 s/f carton

2" x 8" 36 pieces per carton

To achieve optimal results, all tile should be selected from multiple cartons & shading & graphic arrangement planned prior to installation.

*Note - Check with your sales representative for proper use and application of this product.


Glossy 2" x 8" Wall Tile



CB90RCT28KGL Polar



CB91RCT28KGL Linen



CB92RCT28KGL Tin



CB93RCT28KGL Stark



CB94RCT28KGL Sage



CB95RCT28KGL Siren







CB96RCT28KGL Marine

Alternate non-stocked size are available for this series. For details contact your sales representative.

Series: Nordic Whisper Specifications

PilotPLUS+

WALL

USAGE  FLOOR  WALL  COUNTERTOP  SHOWER FLOOR  EXTERIOR FLOOR	MATERIAL 	PRICING  LOW HIGH	SPECIAL FEATURES  STEPWISE™  TRUEDGE™  REVEAL SYNC3D™  MADE IN THE U.S.A.  LARGE FORMAT  MOSAIC/ DECO  ENCAUSTIC  TERRAZZO  PAVER  CUSTOMIZE
---	--	--	--

SEE CHART FOR FULL PRODUCT DETAILS.

SIZES

	THICKNESS	FINISH
 2 x 8 Wall Tile 2-1/4" x 7-15/16" (5.65 cm x 20.26 cm)	3/8"	G

G Glossy Finish

APPLICATIONS

	TARGET DCOF WET	SUITABLE
Dry & Level – Interior Floor	N/A	
Wet & Level – Interior Floor	≥ 0.42	
Shower Floors - Standard Center Drain	≥ 0.42	
Shower Floors - Linear Drain	≥ 0.42 (Mosaic) ≥ 0.60 (Floor)	
Exterior Floor Applications (including patios, pool decking & other wet areas with minimal footwear)	≥ 0.60	
Walls/Backsplashes	N/A	●
Countertops	N/A	
Pool Linings	N/A	●

A DCOF value of ≥ 0.42 is the standard for tiles specified for level interior spaces expected to be walked upon when wet, as stated in ANSI A137.1-A326.3.

APPLICATION NOTES:

Suitable for exterior applications (provided it is noted as suitable in the applications chart above) in freezing and non-freezing climates, when proper installation methods

FEATURES

 POST-CONSUMER RECYCLED MATERIALS
  PRE-CONSUMER RECYCLED MATERIALS


 REVEAL IMAGING®







INSTALLATION

Grout Joint Recommendation	Shade Variation
3/16"	 High (V3)

PERFORMANCE CHARACTERISTICS

	ASTM#	RESULT
Water Absorption	C373	< 0.5%
Breaking Strength	C648	> 275 lbf
Scratch Hardness	C1895	6.0
Chemical Resistance	C650	Resistant

NOTES

Since there are variations in all fired ceramic and natural products, tile and trim supplied for your particular installation may not match samples. Final confirmation should be made from actual tiles and trim prior to installation. Manufactured in accordance with ANSI A137.1 standards. For additional information refer to "Factors to Consider" - To achieve optimal results, all tile should be selected from multiple cartons shading and graphic arrangement planned prior to installation.