

## Series: Tuscan Specifications



Color Shown: *Alpacá*

The Tuscan Series captures the timeless beauty look of traditional handmade cotto tiles—without the upkeep. Crafted in durable glazed porcelain, this collection offers warm and cool tones in a classic 2" x 9" brick format, along with complementary sizes for versatile design. Perfect for walls, backsplashes and floors. These tiles deliver authentic character and elegance with modern performance. Bring the charm of Tuscan-inspired artistry into your home today.

### *Tuscan Floor & Wall*



CV50RCT29MT  
Color: Ash



CV51RCT29MT  
Color: Alpacá



CV52RCT29MT  
Color: Rust



CV53RCT29MT  
Color: Baltic

### **Specifications\*** All field tile are sold in full cartons.

Glazed Porcelain Floor/Wall Tile
4 Colors
2-3/8" x 9-11/16" Tile
Floor or Wall Tile
Shade V-4
S/F Carton - 5.72
Pieces per carton - 36

\*Note - Check with your sales representative for proper use and application of this product.



**PilotPLUS+**

*Alternate non-stocked size are available for this series. For details contact your sales representative.*

**+Estimated delivery time of 2–3 weeks.**

# Series: Tuscan Specifications






GLAZED PORCELAIN FLOOR TILE AND GLAZED CERAMIC WALL & MOSAIC TILE

FINISHES: MATTE | GLOSSY



NOT APPLICABLE FOR ALL PRODUCTS IN THIS SERIES. SEE CHARTS FOR FULL PRODUCT DETAILS.

## SIZES

			Thickness	Sq. Ft./ Carton	Pieces/ Carton
	8 x 8 Floor Tile	7-15/16" x 7-15/16" (20.26 cm x 20.26 cm)	5/16"	11.00	25
	8" Hexagon Floor Tile	7-7/8" x 9-1/16" (19.95 cm x 23.04 cm)	5/16"	9.37	25
	2 x 9 Floor Tile	2-3/8" x 9-11/16" (6.00 cm x 24.60 cm)	5/16"	5.72	36
	4 x 4 Deco Wall Tile	3-7/8" x 3-7/8" (9.85 cm x 9.85 cm)	5/16"	5.67	54
	1 x 6 Mosaic (Mesh-mounted)	11-1/2" x 11-9/16" Sheet (29.20 cm x 29.50 cm Sheet)	5/16"	8.34	9

## APPLICATIONS

	Target DCOF wet	Suitable
Dry & Level – Interior Floor	N/A	■*
Wet & Level – Interior Floor	≥ 0.42	■*
Shower Floors - Standard Center Drain (Residential or Light Commercial)	≥ 0.42	
Shower Floors - Linear Drain	≥ 0.60	
Exterior Floor Applications (including patios, pool decking & other wet areas with minimal footwear)	≥ 0.60	
Ramps & Inclines	≥ 0.65	
Walls/Backsplashes	N/A	■
Countertops	N/A	■*
Pool Linings	N/A	■**

A DCOF value of ≥0.42 is the standard for tiles specified for level interior spaces expected to be walked upon when wet, as stated in ANSI A137.1-A326.3. For more information about DCOF and the DCOF AcuTest™.

### APPLICATION NOTES:

Floor tile suitable for exterior applications (provided it is noted as suitable in the applications chart above) in freezing and non-freezing climates, when proper installation methods are followed.

Wall tile suitable for exterior applications (provided it is noted as suitable in the applications chart above) in non-freezing climates, when proper installation methods are followed.

Mosaic tile suitable for interior applications only.

\* Floor tile only.

\*\* 2 x 9 Floor tile and 4 x 4 Wall Deco tile only.



## FEATURES



   All or select items within this series meet the requirements for these qualifications.



## INSTALLATION

Grout Joint Recommendation	Shade Variation
Floor Tile: 3/16" Wall & Mosaic: 1/8"	 High Variation (Mosaic)  Random Variation

## PERFORMANCE CHARACTERISTICS

	ASTM #	Floor Results	Wall Results	Mosaic Results
Water Absorption	C373	< 0.5%	< 20.0%	< 20.0%
Breaking Strength	C648	> 275 lbs	120 - 230 lbs	120 - 230 lbs
Scratch Hardness	MOHS	8.0	4.0 - 6.0	4.0 - 6.0
Chemical Resistance	C650	Resistant	Resistant	N/A*

For additional information on test results, contact Legacy Tile

\* See 1 x 6 Mosaics in NOTES.

## DURABILITY

### Floor Surface Wear Resistance

1	Residential Bathrooms	③	All Residential / Light Commercial
2	All Residential Areas	4	All Residential / Commercial

## NOTES

Since there are variations in all fired ceramic and natural products, tile and trim supplied for your particular installation may not match samples. Final confirmation should be made from actual tiles and trim prior to installation. Manufactured in accordance with ANSI A137.1 standards.

Not for use on ramps. Water, oil, grease, improper drainage and certain footwear can create slippery conditions. Floor applications expected to be exposed to these conditions require extra caution in product selection.

Random visual enhance the natural beauty of this product. To achieve optimal results, all tile should be selected from multiple cartons and shading and graphic arrangement planned prior to installation.

\* For 1 x 6 mosaics.

Crackle tiles must be sealed with a penetrating sealer prior to grouting to prevent the grout from staining the mosaic. For best results, use a grout color to match the tile.

Wall installation only, where tile will not come into contact with staining agents including food.

Not recommended for wet areas, countertops or floors.

Periodic resealing of crackle tile is required.