

Series: Calm Repose

RECTIFIED COLOR BODY PORCELAIN TILE

Stocked Colors



PURE CHAMOMILLE CR70



EARL GREY CR72



SPICED CHAI CR71



MOUNTAIN ROSE CR73

Sizes

Stocked

12" x 24"

**Special
Order**

24" x 24"



Stocked



3" x 24" Coordinating Bullnose P43F9

CR70P43F9MT Pure Camomille
CR71P43F9MT Spiced Chai
CR72P43F9MT Earl Grey
CR73P43F9MT Mountain Rose


Series: Calm Repose Technical Specs

RECTIFIED COLOR BODY PORCELAIN TILE

SIZES

			Thickness	Sq. Ft./ Carton	Pieces/ Carton
	Stock 12 x 24 Floor Tile	11-5/8" x 23-3/8" (29.56 cm x 59.44 cm)	5/16"	17.02	9
	24 x 24 Floor Tile	23-3/8" x 23-3/8" (59.44 cm x 59.44 cm)	5/16"	15.21	4

TRIM

			Number	Pieces/ Carton
	Stock Floor Bullnose	3 x 24	P43F9	10

APPLICATIONS


	Target DCOF wet	Suitable
Dry & Level – Interior Floor	N/A	●
Wet & Level – Interior Floor	≥ 0.42	●
Shower Floors (Residential or Light Commercial) Exterior	≥ 0.42	
Floor Applications (including patios, pool decking & other wet areas with minimal footwear)	≥ 0.60	
Ramps & Inclines-Walls/Backsplashes	≥ 0.65	
	N/A	●
Countertops	N/A	●
Pool Linings	N/A	

A DCOF value of ≥0.42 is the standard for tiles specified for level interior spaces expected to be walked upon when wet, as stated in ANSI A137.1-A326.3.

APPLICATION NOTES:

Suitable for exterior applications (provided it is noted as suitable in the applications chart above) in freezing and non-freezing climates, when proper installation methods are followed.

INSTALLATION

Grout Joint Recommendation	Shade Variation
3/16" (Overlap should not exceed 33% when installing tile with a length 15" or greater in a staggered brick-joint pattern.)	 HIGH (V3)

PERFORMANCE CHARACTERISTICS

	ASTM#	FLOOR RESULT
Water Absorption	C373	< 0.5%
Breaking Strength	C648	>275 lbs
Scratch Hardness	MOHS	8.0
Chemical Resistance	C650	Resistant

DURABILITY

Floor Surface Wear Resistance		
1 Residential Bathrooms	3	All Residential / Light Commercial
2 All Residential Areas	4	All Residential / Commercial

NOTES

Since there are variations in all fired ceramic and natural products, tile and trim supplied for your particular installation may not match samples. Final confirmation should be made from actual tiles and trim prior to installation. Manufactured in accordance with ANSI A137.1 standards. Not for use on ramps. Water, oil, grease, improper drainage and certain footwear can create slippery conditions. Floor applications expected to be exposed to these conditions require extra caution in product selection. Special consideration needs to be given when installing tiles greater than 15 inches.



All or select items within this series meet the requirements for these qualifications.