

Series: Brickson Specifications



Inspired by the timeless appeal of handcrafted design, Brickson brings a stunning palette of colors and endless versatility to your space. Transform your bathroom with this elegant 4" x 12" wall tile, or create the perfect backsplash or kitchen accent wall. Each piece in this series features unique variations in tone and shade, ensuring your room feels fresh and dynamic every time you step inside. Elevate your home with Brickson—where the warmth of traditional craftsmanship meets the sophistication of modern style.

Specifications*

All field tile is sold as full cartons.
Mosaic, trims, liners and accessory
pieces are sold per piece.

Brickson Handcrafted Wall Tile

6 Colors

Shade V-4 High Random Shading

4" x 12" x 5/16"


Glossy Finish

4" x 12" - 10.75 s/f carton


4" x 12" 28 pieces per carton

Installation of 4" x 12" Wall Tile: 1/16" (When rectangular size is installed in a staggered brick-joint pattern, overlap should not exceed 33%.)

Glossy 4" x 12" Wall Tile



SN70RET412HDCGL Plume




SN71RET412HDCGL Shea



SN72RET412HDCGL Almond



SN73RET412HDCGL Fog



SN74RET412HDCGL Honey



SN75RET412HDCGL Espresso

*Note - Check with your sales representative for proper use and application of this product.





Series: Brickson Specifications

FINISHES: GLOSSY | MATTE

USAGE	MATERIAL	SPECIAL FEATURES
 FLOOR  WALL  COUNTER TOP  SHOWER FLOOR  EXTERIOR FLOOR	 CG  MADE IN THE U.S.A.  MOSAIC/DECO	

PilotPLUS+

SIZES

			THICKNESS	FINISH	MADE IN U.S.A
	4 x 12 Wall Tile	4-1/4" x 12-7/8" (10.88 cm x 32.76 cm)	5/16"	G	
	4 x 4 Wall Tile	4-1/4" x 4-1/4" (10.89 cm x 10.89 cm)	5/16"	G	
	2 x 5 Picket Mosaic Tile (Dot-mounted)	12-1/4" X 11-1/8" Sheet (31.11cm X 28.25 cm Sheet)	1/4"	G	
	1.5" Hex Mosaic Tile (Dot-mounted)	11-3/8" x 10-1/4" Sheet (28.89 cm x 26.04 cm Sheet)	1/4"	M	

G Glossy Finish M Matte Finish

APPLICATIONS

	TARGET DCOF WET	SUITABLE
Dry & Level- Interior Floor	N/A	●*
Wet & Level- Interior Floor	≥0.42	●*
ShowerFloors- Standard Center Drain	≥0.42	●*
ShowerFloors- Linear Drain	≥0.42 (Mosaic) ≥0.60 (Floor)	●*
Exterior Floor Applications (including patios, pool decking & other wet areas with minimal footwear)	≥0.60	●
Ramps & Inclines	≥0.65	●
Walls/Back splashes	N/A	●
Counter tops	N/A	●*
Pool Linings	N/A	●**

A DCOF value of ≥0.42 is the standard for tiles specified for level interior spaces expected to be walked upon when wet, as stated in ANSI A137.1-A326.3. For more information about DCOF and the DCOF AcuTest™ contact your sales representative.

APPLICATION NOTES:

Wall and mosaic tile suitable for exterior applications (provided it is noted as suitable in the applications chart above) in non-freezing climates, when proper installation methods are followed.

- * Matte hexagon mosaic tile only.
- ** Mosaic and 4 x 4 tiles only.

FEATURES

 PRE-CONSUMER RECYCLED MATERIALS	 POST-CONSUMER RECYCLED MATERIALS
 REVEAL IMAGING®	





TRIM

	NUMBER	FINISH
 Jolly	1/2 x 12	S1/212J G

G Glossy Finish

INSTALLATION

Grout Joint Recommendation	Shade Variation
4 x 4 Wall Tile: 1/16" (Features a lugged edge that creates an automatic 1/16" grout joint.)	 High* (V3)
4 x 12 Wall Tile: 1/16" (When rectangular size is installed in a staggered brick-joint pattern, overlap should not exceed 33%.)	 Random (V4)
Mosaic Tile: 1/8"	

* SN70 & SN76 only.

PERFORMANCE CHARACTERISTICS

	ASTM #	WALL RESULT	MOSAIC RESULT	GLOSSY MOSAIC RESULT
Water Absorption	C373	<20.0%	<3.0%	<3.0%
Breaking Strength	C648	≥ 125 lb f	>250 lb f	>250 lb f
Scratch Hardness	C1895	≥4.0	4.0 - 8.0	4.0 - 6.0
Chemical Resistance	C650	Resistant	Resistant	Resistant

For additional information on test results, contact your Legacy Tile representative.

DURABILITY

Floor Surface Wear Resistance

1 Residential Bathrooms	3	All Residential / Light Commercial
2 All Residential Areas	4*	All Residential / Commercial

*Matte hexagon mosaic tile only.

NOTES

Since there are variations in all fired ceramic and natural products, tile and trim supplied for your particular installation may not match samples. Final confirmation should be made from actual tiles and trim prior to installation. Manufactured in accordance with ANSI A137.1 standards.

Not for use on ramps. Water, oil, grease, improper drainage and certain footwear can create slippery conditions. Floor applications expected to be exposed to these conditions require extra caution in product selection.

Random visuals enhance the natural beauty of this product. To achieve optimal results, all tile should be selected from multiple cartons and shading and graphic arrangement planned prior to installation. For additional information contact your representative.