

# AMERICAN *Summer*

ALL NATURAL  
BEAUTY PAGEANT



7.13.2024



OFFICIAL PAGEANT WELCOME GUIDE





# WELCOME

## WE ARE SO EXCITED TO YOU'RE HERE

Yay, you did it! You've entered the 2024 Beehive Beauties American Summer Pageant! We are so excited that you're here and are joining us for this amazing event. And we can't wait to show you the fun that's in store. We want you to have the best pageant ever! So, let's get you ready, prep & prepared and all your **tiaras** in a row, so that you can get ready for the event! Just read through our official Welcome Guide and we'll take you through the pageant: step by step, with everything you need to know and everything you need to do. We try very hard to make sure we give our contestants all the information they need, but if you have a question; please contact us so we can help you right away!

Ok, that's all for now. Enjoy the welcome guide. Enjoy getting ready. Enjoy the pageant process. And we'll see you: on Pageant Day!

# PAGEANT INFO



## PAGEANT DATE

Saturday  
July 13, 2024

## PAGEANT PLACE

Davis Conference Center  
1651 N 700 W,  
Layton, UT 84041

## TIME

Check-In Time: 12:30pm-1:30pm  
Start Time: 2:00pm

*Family & Friends should arrive at 1:30 to  
get their seats*



[FACEBOOK.COM/BEEHIVEBEAUTIESPAGEANTS](https://www.facebook.com/BEEHIVEBEAUTIESPAGEANTS)



[INSTAGRAM.COM/BEEHIVEBEAUTIES](https://www.instagram.com/BEEHIVEBEAUTIES)



[BEEHIVEBEAUTIESPAGEANTS@GMAIL.COM](mailto:BEEHIVEBEAUTIESPAGEANTS@GMAIL.COM)



801.383.2121

*LET'S KEEP IN TOUCH!*

[WWW.BEEHIVEBEAUTIES.COM](http://WWW.BEEHIVEBEAUTIES.COM)



# EVENT TICKETS

## WHAT IS AN EVENT TICKET

An event ticket is required for **EVERY PERSON** that attends the pageant. **2 are included free** with your pageant registration:

**1 FOR THE CONTESTANT  
1 FOR A PARENT**

## HOW TO BUY MORE TICKETS

Tickets can also be purchased on the day of the pageant, at the check-in table.



EXTRA TICKETS ARE  
\$5 AT THE DOOR



## NOTE

TICKETS PURCHASED WHEN SIGNING UP, WILL BE GIVEN  
TO YOU AT THE PAGEANT IN YOUR CHECK-IN PACKET



# **WHAT TO DO AT HOME**

# WHAT TO DO AT HOME

Follow the steps below to get ready for the pageant



## OUTFITS

Find your outfits! You will need 2 for the pageant! Check out page 11 for all the outfit details!



## PRACTICE WALKING WAVING & SMILING

Practice at home walking, waving and smiling big.



## TAKE PHOTOS AT HOME

if you entered any photo optionals, make sure to take some nice photos. Even if you haven't entered optionals, taking some nice photos is a great way to remember, and you need one for the program book. Photos can be taken with camera, phone or by a professional



## TELL YOUR FRIENDS & FAMILY

Invite friends and family to join you at the pageant. Tell all your family and friends to come cheer you on. Tickets are only \$5 each at the door.



## VOTE FOR PEOPLES CHOICE

Don't forget to vote for your contestant starting ***Monday July 1st*** on our [website](http://www.beehivebeauties.com).

**WALKING**



# WALKING THE STAGE

On Pageant Day There Will Be 3 Stars On The Stage, You Will Stop & Stand On Each Star For 10-15 Seconds.

1

## WALKING

Walking Is When You Walk From The Side Of The Stage Across The Stage. Some Contestants: Wave. Some Smile. Some Twirl... This Is Commonly Called A "Routine". Your Routine IS Your Walk! However You Want To Walk On The Stage, Is Fine! Just Make It Yours And Have Fun!

2

## PRACTICE HOME

Setup 3 "X"s made from paper. Place them spaced out on your floor. Have your contestant walk from 1 "X" to the next "X" to the final "X", stopping at each "X" for approx 10-15 seconds.

Wave, Turn, Twirl, Smile Or Skip at each "X"


3

## REMEMBER

Smile & Wave, Cute Gestures, Like: Blowing Kisses To Family & Twirling, Etc. Are Acceptable And Encouraged! You Can Practice At Home!

### PLEASE REMEMBER:

WE ARE A PERSONALITY PAGEANT. WE LOVE POISE, BUT WANT TO SEE YOUR PERSONALITY AND WHO YOU REALLY ARE!



# WALKING THE STAGE

*with a little one*

If you are walking with a little one who can't walk or needs help to walk, here are some tips:

## CARRY THEM

Carry with one arm around the waist and the other under the bum facing the judges

Make sure outfit isn't pulled up or crooked

## CAN THEY SIT?

If they can sit up, sit your contestant on the center X, facing the judges & try to get them to smile or laugh



## BRING A TOY

You can also carry a small favorite toy to keep them happy



**PLEASE ONLY BRING  
THE CONTESTANT ON  
STAGE. SIBLINGS, OR  
FRIENDS SHOULD WAIT  
IN THE AUDIENCE!**



# OUTFITS



# THEME WEAR

The 1st outfit you come out on stage in, is called Theme Wear



## OUTFIT REQUIREMENTS

This can be any type of Summer Time Themed Outfit.

No bikinis & no bare midriffs are allowed

## PROPS

Props may be used for the Theme Wear portion of the pageant, however, the contestant **must** be able to carry the item while on stage.

## COLOR REQUIREMENTS



Every color is allowed in this portion of the pageant.

## ACCESSORIES

Use of items such as: necklaces, bracelets, watches, hats, bows, wigs, ties, flowers etc, **are allowed** during this portion of the pageant

# THEME WEAR

## Outfit Examples



HERE ARE SOME SAMPLES OF  
WHAT CONTESTANT HAVE WORN  
IN PREVIOUS PAGEANTS

# FORMAL WEAR

The 2nd outfit you come out on stage in, is called Formal Wear



## OUTFIT REQUIREMENTS

This outfit needs to be a dress. Any length is acceptable, but keep it modest. Dresses above the knee, must have tights, nylons or leggings worn underneath. **Points will be deducted otherwise.**

## NOTE-

Cupcake style dresses are not allowed. **Makeup is NOT allowed**

## COLOR REQUIREMENTS

Red, White, Blue or a combo of those colors together

## ACCESSORIES

Use of items such as: necklaces, bracelets, watches, hats, bows, wigs, ties, flowers etc, **are allowed** during this portion of the pageant



# FORMAL WEAR

## Outfit Examples



*HERE ARE SOME SAMPLES OF  
WHAT CONTESTANT HAVE WORN  
IN PREVIOUS PAGEANTS*

# CHANGING OUTFITS

After you've been on stage in your 1st outfit, you will come out with the other contestants in your group.

While on stage with your group, our judges will finish filling out their score sheets. Please smile, wave and wait on stage with your group until the director dismisses you.

ONCE YOU'VE BEEN ON STAGE IN YOUR 1ST OUTFIT  
IT'S TIME TO CHANGE INTO YOUR 2ND OUTFIT



YOU WILL HAVE APPROXIMATELY **10 MINUTES TO GET CHANGED** INTO YOUR 2ND OUTFIT. WHEN YOU'RE DONE CHANGING PLEASE RETURN TO YOUR SEATS IN THE BALLROOM AND WAIT FOR THE DIRECTOR TO CALL YOUR AGE GROUP AGAIN.

*Please Remember*  
**BE QUIET &  
COURTEOUS TO THE  
CONTESTANTS ON  
STAGE WHEN YOU ARE  
EXITING & ENTERING  
THE THEATER**

# OPTIONALS

# OPTIONAL AWARDS



## WHAT IS AN "OPTIONAL"?

an extra, added on category for contestants to compete in. Extra ways to win more awards

## CAN MULTIPLE OPTIONALS BE WON?

Yes, you have the opportunity to win as many as you enter!

## CAN A CONTESTANT ENTER OPTIONALS NOW, IF THEY DIDN'T WHEN THEY SIGNED UP?

Yes! If you did not enter optionals when signing up, you can still add them now. Please send a message to Lacy at [beehivebeautiespageants@gmail.com](mailto:beehivebeautiespageants@gmail.com)





# STAGE OPTIONALS

How They Work: Scored While On Stage. Winners are chosen at the pageant and receive awards at the pageant.



## THEME WEAR

The best outfit during the "Theme Wear" portion of the pageant will win this award



## BEST DRESSED

The best outfit during the "Formal Wear" portion of the pageant will win this award.



## PERSONALITY

The contestant, who showcases the "Cutest Personality" on stage, will win this award



## BEST HAIR

The contestant with the "Best Hair" styles during both portions of the pageant will win this award.



## BEST SMILE

The contestant that shows the "Best Smile" on stage will win this award.



## DIRECTORS CHOICE

Picked by the pageant director, whose looking for the contestant that showed frienship, encouragement, improvement or had lots of fun on stage.



## EXCELLENT EFFORT

Awarded to the contestant that shows excellent effort whether its their first time or 10th time, as long as they are working hard to have fun.



## AWESOME ATTITUDE

Awarded to the contestant that shows good sportsmanship and has a positive attitude at the pageant,

# PHOTO OPTIONALS

How It Works: Submit photos after signup. Winners will be featured in the program book and receive awards at the pageant



*submit 5 photos*

## **COVER MODEL**

Theme: American Summer  
Your cutest photos themed for summer time!



*submit 1 photo*

## **BEST THEME**

Theme: Red, White & Blue  
Submit a photo that uses Red, White & Blue!



*submit 1 photo*

## **CENTERFOLD**

Centerfold submissions should be a full body shot portrait of the contestant in a formal dress or an outfit themed Red White & Blue



*submit 1 photo*

## **MOST PHOTOGENIC**

The cutest, most photogenic photo of contestant.



*submit 1 photo*

## **PRETTIEST EYES**

Photo that showcases contestant's eyes.



*submit 1 photo*

## **CUTEST SMILE**

Photo that showcases contestant's smile



*submit 1 photo*

## **ALL DRESSED UP**

Photo should be a full body shot portrait of the contestant dressed up in a formal dress

NOTE: Photos do not have to be done by a professional photographer, all photo types can be submitted

# ITINERARY

# ITINERARY OVERVIEW

**12:30-1:00PM**

## **ARRIVAL & PARKING**

When you arrive at the venue, parking for pageant contestants is anywhere in the conference center parking lot. Parking is free.

**1:00-1:30PM**

## **CHECK-IN**

Once inside, go to the Check-In desk. You will receive a check-in packet, with a reminder of what to expect, your contestant number and any tickets & programs you've purchased.

**1:00-1:45PM**

## **GETTING READY**

You can use the restrooms to get ready for the pageant. After you are ready, make your way to the ballroom to find seats.

**2:00PM**

## **PAGEANT BEGINS**

Director will start the pageant & call the first group of girls to line up to go on stage.



# ARRIVAL

## ARRIVAL TIME

Check in is from 1:00pm-1:30pm, friends and family should arrive at 1:30 to find seating.

## WHERE TO PARK


Davis Conference Center Parking Lots

## WHERE TO ENTER

Main or East side entrances.  
Pageant is held in the Twilight Ballroom in the left hallway.

## CHECK-IN

Once inside the building, please make your way to the check-in table, located right outside the pageant ballroom. Tell the desk that you are there for the pageant, give them your contestants name.



# CHECK-IN PACKET

After checking in, you will be given a check-in packet, containing your: Event Tickets, Instructions, Contestant Numbers (2), Pageant Programs

## **EVENT TICKETS**

Remember, you will receive 2 event tickets with your packet, unless you have ordered more. Each person attending requires a ticket

## **INSTRUCTIONS**

The instructions included in your packet, are just a simple reminder of the most important things to remember and to do. Give them a quick run through, to help make your pageant day, run as smooth as possible.

## **CONTESTANT NUMBERS**

You will be given 2 adhesive number tags. 1 for each outfit. These are used to identify your contestant. Make sure it is on the front of your contestants outfit, and easily visible to the pageant judges

## **PAGEANT PROGRAMS**

If you ordered a program book when you signed up online, it will be in your check-in packet. If you forgot to order a pageant program, you can buy one at the check in table.



# GETTING READY

You've arrived, you've checked in and now its almost time for the pageant to begin!

## **GETTING YOUR OUTFITS ON**

If you need to get your contestants outfit on and ready, you can use the restrooms.

## **AFTER GETTING DRESSED**

You can find the seats you'd like to have for your family, and get all setup in your spot. You can find your friends and family who are arriving, and get everyone situated. If you need to purchase a program book, a shirt, any other merchandise, you can use this time to do so.

## **PEOPLE'S CHOICE VOTES**

PLUS: this is the perfect time to gather votes for the PEOPLES CHOICE contest! You can purchase votes at the check-in desk





# PAGEANT BEGINS

## THEME WEAR PORTION

### START

The pageant will start at approx 2:00pm.

### INTRODUCTION

The pageant director will make all introductions and set the pageant in motion.

### LINING UP (THEME WEAR)

After introductions are finished, the director will have girls from age group 1 line up backstage, dressed in their 1st outfit: Theme Wear. (At this point, your contestant is moments away from going on stage, get ready.)

### TAKING THE STAGE

Each contestant will take the stage 1 at a time, showing off their outfits, their personality and trying to wow the judges. After all contestants for age group 1 have walked the stage individually, the director will have them all come back on stage together. Use these last moments to Smile, Wave And/Or Pose for the judges and leave a lasting impression on them. The director will dismiss the contestants from the stage and then all contestants from age group 1 can return to their seats.





# PAGEANT

## THEME WEAR PORTION IS FIRST

### NEXT AGE GROUPS

After this, The director will then call age group 2 backstage and the process will continue for the remaining age groups.

### CHANGING OUTFITS

Once your contestant has been on stage in their theme wear, you may leave the room to change into your formal wear.

### WAITING FOR FORMAL WEAR

When your contestant is ready for the 2nd portion on the pageant: Formal Wear, please return to your seats in the ballroom, watch the remainder of the pageant and wait for the Formal Wear portion of the pageant to begin.



PLEASE BE QUIET &  
COURTEOUS TO THE  
OTHER PAGEANT  
CONTESTANTS ON  
STAGE, WHEN YOU  
ENTER AND EXIT THE  
BALLROOM

# PAGEANT CONTINUES

## FORMAL WEAR PORTION

### **LINING UP (FORMAL WEAR**

After the theme wear portion of the pageant is complete, it is time for formal wear. The director will have girls from age group 1 line up backstage, dressed in their 2nd outfit: Formal Wear.

### **TAKING THE STAGE**

The same process as the theme wear, happens during formal wear.

### **STAGE WALK COMPLETION**

Wow, you did a wonderful job! Now that all the stage walks are completed, will we have an intermission, so the judges can tally the scores and determine the awards and placements.



# INTERMISSION

## SCORE TALLYING

After all the contestants have been on stage, we will take an intermission for the judges to tally the scores. This will take approx 30-40 minutes.



## USE THE INTERMISSION TO:

Meet new friends, use the restroom, take photos, get some fresh air, buy a program book, vote for your contestant in the peoples choice contest

For sale in the lobby: souvenirs, programs, Jewelry, gifts & peoples choice tickets.



## PAGEANT PROGRAM BOOKS

Our program books are a full size magazine like booklet that has photos and information for each contestant. They make amazing keepsakes and souvenirs. You can buy one during intermission!



# AWARDS




# PAGEANT SCORING

Contestants are scored on 4 different areas.  
Smile • Personality • Stage Walk • Outfits

## SMILES

Show off your biggest smiles!



## PERSONALITY

Cute gestures, blowing kisses to family in the audience, spinning, waving and just having fun.



## STAGE WALK

Be confident, hold your head up. Make eye contact with the judges. Skip, twirl or pose and make sure you go to each star on the stage.



## OUTFITS

New, old, homemade or store bought, it doesn't matter where it came from. *It's All In How You Wear It!*



# AWARDS

## IT'S TIME FOR THE AWARDS CEREMONY

### AWARDS CEREMONY

After the intermission, the judges will have made their decisions. The director will ask all attendees to be seated to hand out the awards.

### LINING UP (AWARDS)

The director will call each age group, 1 age group at a time, to line up backstage. Starting with age group 1, then age group 2, and so on. Each age group will have their titles & trophies awarded to them, then will be dismissed and the next age group will line up backstage.



*NOTE: LINE UP, IN THE SAME  
NUMBER ORDER AS BEFORE:  
101,102,103, ETC*

# AWARD TYPES

A PLETHORA OF AWARDS FOR ALL

## OPTIONALS

We award any optional winners in each age group (only for contestants who entered optionals)

## BUMBLE BEE

We award Bumble Bee awards to contestants who did not place in each age group. They are the runner ups.

## ROYALTY

We award one Supreme, Queen & Princess in each age group

## GRAND SUPREMES

The girls with the highest scores from the age brackets (0-5) and (6-17) will be awarded the Grand Supremes titles.





# GRAND SUPREMES

## THE BIGGEST AWARD

After all runner ups, age group supremes, queens and princesses, and all optional awards have been given out, its time for the biggest and grandest award.



## HOW ARE THE GRAND SUPREMES CHOSEN?

The contestants with the highest overall scores (0-5 & 6-17 years) are the grand supreme winners.





# PEOPLES CHOICE

## HOW IT WORKS

Votes are collected online, before the pageant and in person at the pageant. You can buy your voting tickets online, here. You can also buy voting tickets at the Check-in Table on the day of the pageant.

## HOW TO VOTE

Online: voting will start 1 week before the pageant, and end at 11:59 on the night before pageant. Once online voting begins, vote on our website.

At Pageant: After purchasing your voting tickets, write your contestants number on them, then put them in the PEOPLES CHOICE ballot box, at the Check-in Table.

## GET A HEAD START

You are welcome to collect votes from your family & friends before the pageant. You can gather "votes" that you "cast" once online voting begins! Just let them know you want to be the

**Peoples Choice winner!**



**WIN THIS BIG TROPHY!!  
TELL YOUR FRIENDS AND  
FAMILY TO VOTE  
FOR YOUR CONTESTANT!**



**TICKETS=VOTES**

# PHOTOS

# PHOTOS

## TAKING PHOTOS

Feel free to take pictures with your own camera, but you must remain seated during the pageant.

During the awards ceremony you may get closer to the stage while your contestant receives their awards

## ON STAGE PHOTOS

Runner up winners: after receiving your awards please stand and pose for your family to take your photo

If you are awarded supreme, queen or princess: please stay on stage so we can take a group photo

## OFF STAGE PHOTOS

Make sure you get a photos of you and your awesome awards. you need photos to remember these great memories!

## SHARE YOUR PHOTOS

Don't forget to share your photos with us on social media! We love seeing them!

## TAG US ON




**@beehivebeauties**



**@beehivebeauties**

*We love to see all the photos you took at the pageant*

OR YOU CAN EMAIL THEM TO US: BEEHIVEBEAUTIESPAGEANTS@GMAIL.COM



# **PAGEANT RULES**



# PAGEANT RULES

In order to ensure a safe, fair and enjoyable pageant, we have some rules to follow. Please read them carefully.

## MAKEUP

*no makeup pageant*

---

- No Makeup is allowed on your contestant
- No Glitter is allowed. Body, hair or face.
- No Spray Tan
- No Bare Midriffs

## FACE & NAILS

*all natural pageant*

---

- No fake hair or wigs
- No fake teeth
- No fake eyelashes
- No fake nails
- No white tip nails

## PROPS

*& accessories*

---

- No bubbles
- No liquids
- No confetti or loose glitter

## NO SHOW POLICY

---

- If your contestant does not show up on pageant day: no refund or credit will be given

## SPORTSMANSHIP

- Remember be a good sport show good sportsmanship at the pageant whether you place or not.
- It's not about 1st or 2nd .it's about showing up. Be happy for others, kindness is a great virtue.



# FREQUENTLY ASKED QUESTIONS

## **Can I go on stage with my contestant**

One parent or family member can help contestants under age 5, we encourage girls 5 and older to walk without any helpers.

## **Is there music playing while the contestant walks the stage?**

We have pageant themed music playing throughout the entirety of the pageant

## **How many contestants are in each age group?**

That depends on how many contestants signup. Though, we try to keep it under 8 contestants in each age group. Some age groups may only have 3 or 4. It all depends on the number of registrants. If you would like to bring goodie bags for the other contestants, you can send us a message and we will let you know how many to bring.


## **Can I use concealer on my contestants face?**

We have been asked this very frequently! We've had girls who were injured at gymnastics or even had a black eye from playing baseball the day before the pageant, but our judges understand and no concealer is needed! We can even add an explanation in your questionnaire that the director reads if needed.

## **Is there a professional photographer at the pageant?**

We always try to have one available to take photos, but remember to bring your own camera in case there is not one at the pageant!

Find more frequently asked questions on [our website!](http://www.beehivebeauties.com)




# PAGEANT DIRECTOR

Hi, I'm Lacy, the pageant director, and owner of Beehive Beauties Pageants. Beehive Beauties was started in 2009 in an effort to show girls, of all ages, that being beautiful doesn't require you to wear makeup. Makeup isn't a bad thing, we just want our young girls, in our communities to know, that they are beautiful just the way they are.

## LET'S CREATE SOME AMAZING MEMORIES

When I started as Beehive Beauties director I had no idea I'd be so blessed to be doing this 14 years later. I was the shyest person I knew and had horrible stage fright. Each pageant my butterflies got less and less and now I barely feel them before I walk out on stage. I have watched so many girls go through the same process. I've had girls who had to hold my hand the first time they came out, blossom into swirling across the stage like no one is watching. I've seen personalities change and GROW so big. I've watched girls who had no confidence at their first pageant, slowly get more and more confident with each time they walk the stage. I've held in tears when girls have won their first time because I've watched them grow and their confidence is now beaming from them. I LOVE seeing them from the first time to the last time and every accomplishment in-between! I am so GRATEFUL that I have been in some of their favorite memories! I hope this pageant brings you lots of amazing memories for years to come!



*Lacy Havea*

beehivebeautiespageants@gmail.com  
beehivebeauties.com





# TERMS OF SERVICE

BY SIGNING UP FOR ANY BEEHIVE BEAUTIES EVENT I AGREE TO THE FOLLOWING:

1. I WILL KEEP ALL INFORMATION FROM AND ABOUT BEEHIVE BEAUTIES AND THEIR PAGEANTS AND EVENTS STRICTLY CONFIDENTIAL AND WILL NOT USE ANY KNOWLEDGE THAT I HAVE GAINED TO START A SIMILAR VENTURE OR FOR ANY OTHER PURPOSE, WITHOUT DIRECT WRITTEN PERMISSION FROM BEEHIVE BEAUTIES.
2. I/OR ANYONE WITH ME (I.E. CONTESTANT, FRIEND) MAY BE PHOTOGRAPHED AND/OR VIDEO RECORDED AT THE PAGEANT AND THAT BEEHIVE BEAUTIES HAS ANY AND ALL RIGHTS TO USE THOSE IMAGES ON THEIR WEBSITE [WWW.BEEHIVEBEAUTIES.COM](http://WWW.BEEHIVEBEAUTIES.COM) AND ANY FUTURE RELATED WEBSITES AND ANY FUTURE PROMOTIONAL PURPOSES.
3. I AGREE TO BE SENT PERIODIC EMAILS FROM BEEHIVE BEAUTIES, WITH INFORMATION OF UPCOMING EVENTS AND PRODUCTS, TO THE EMAIL ADDRESS | PROVIDED. (AS A COURTESY, YOU CAN REMOVE YOURSELF FROM OUR EMAIL LIST WITH 1 CLICK.)
4. I ALSO AGREE TO HOLD HARMLESS THE DIRECTORS, STAFF, VOLUNTEERS, VENDORS & LOCATION FROM LIABILITIES DUE TO ACCIDENTS, THEFT, INJURY OR DEATH WHILE PARTICIPATING IN OR TRAVELING TO OR FROM THE EVENT.
5. I AGREE TO AND UNDERSTAND THAT NO REFUNDS WILL BE GIVEN, THAT IF I AM UNABLE TO PARTICIPATE, I MAY BE GIVEN FUTURE EVENT CREDIT. (THIS IS SOLELY UP TO BEEHIVE BEAUTIES DISCRETION)
6. I AGREE TO AND UNDERSTAND THAT BEEHIVE BEAUTIES RESERVES THE RIGHT TO COMBINE AGE GROUPS AT ANY TIME.
7. I AGREE TO AND UNDERSTAND THAT ALL JUDGE DECISIONS ARE FINAL.
8. I AGREE TO AND UNDERSTAND THESE TERMS ARE SUBJECT TO CHANGE WITHOUT WARNING.



# THANK YOU

CANT WAIT TO SEE YOU AT THE PAGEANT!



