

ALPHA

progressive design series

H45



Premium personalized progressive lens that offers
a great quality of vision and wide visual
fields for any distance



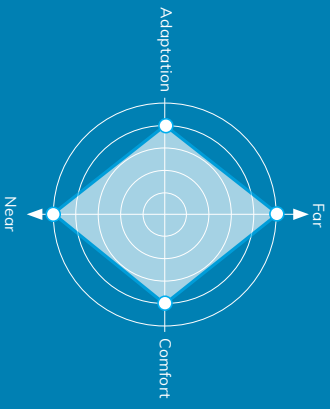
ALPHA H45

Effectively balanced for all distances.
Ideal as an all-purpose design.



ALPHA H45 DESIGN OVERVIEW

Engineered utilizing of the latest technology for progressive lens production, this design represents the most accurate combination of quality and comfort. Developed to be effective at any distance, its power distribution offers not only clarity of vision at all distances, but also generous visual fields providing wearer with freedom to look in any gaze direction. Among its many benefits it provides high definition vision due to an extraordinary optic architecture that eliminates oblique aberrations and improves peripheral vision.



High End All-Purpose Progressive Lens For Demanding Customers

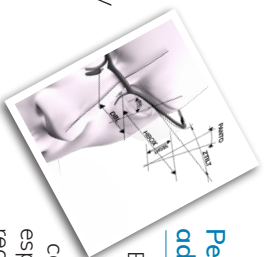
Engineered as a high end all-purpose progressive lens

Ideal solution for users with demanding requirements for large visual fields at any distance. These patients are characterized by asking for a comfortable lens while at the same time wanting excellent vision of objects located at any distance.




Personalization for easy adaptation and visual comfort

Each lens is individually produced taking into consideration the unique parameters of the face and frame combination. Personalization is especially important for sport frames to reduce the aberrations induced by the tilt position and curvature of the lens.



Personalization parameters

For 100% personalization it is essential to include all personalization parameters unique of each wearer to the prescription data. For jobs without personalization parameters data the lens will be personalized by default values.



Digital Lens



Personalization



Digital Ray-Path®



Balanced Near & Far



Multiple Corridor



Short Corridor Available




Variable Inset



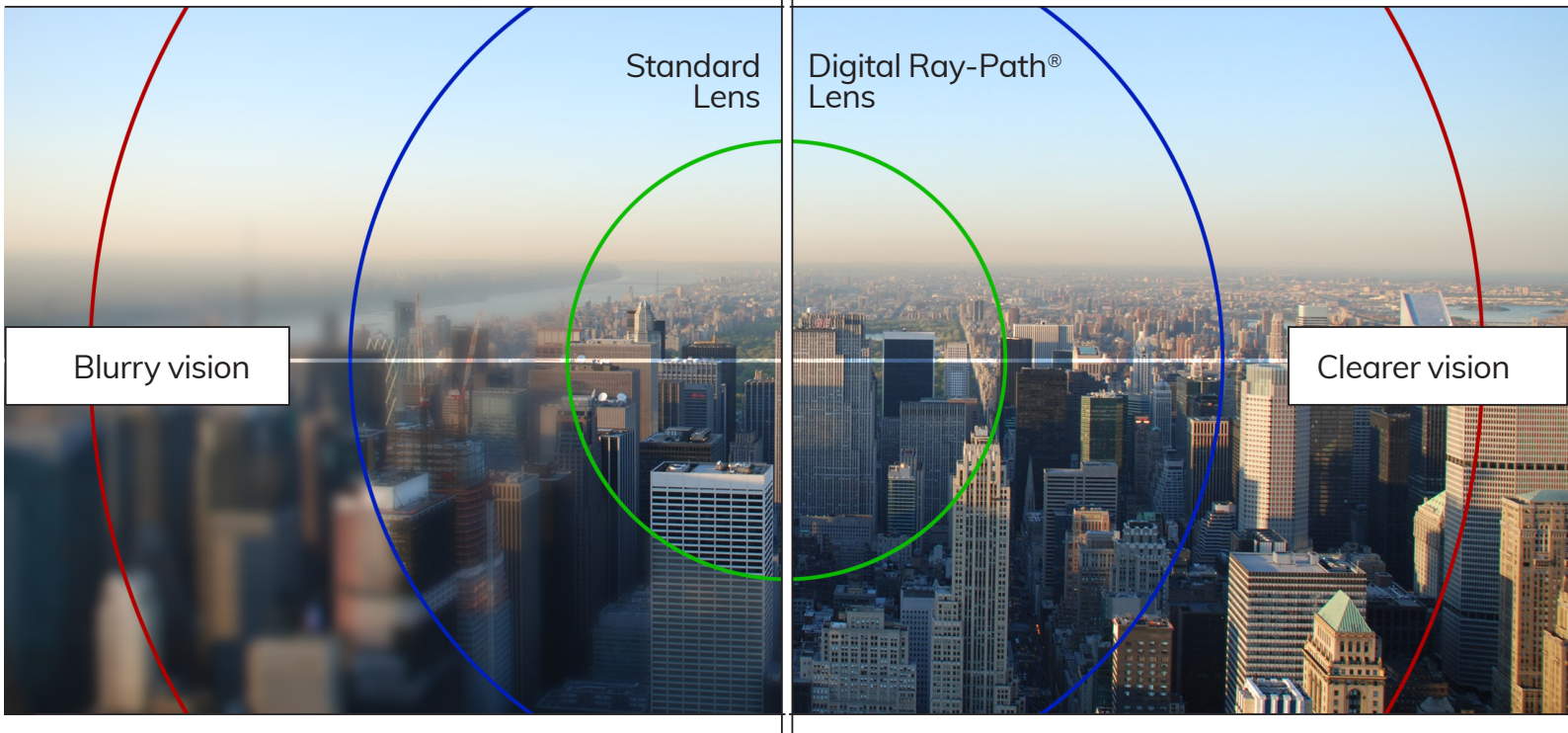
Wrap Available





Great resolution due to Digital Ray-Path® technology

Digital Ray-Path® is an innovative calculation technique that uses a design engine to compensate the lens with a simulation of the binocular eye-lens system. Every unique lens is individually calculated guaranteeing an adapted solution for any prescription and base curve.



Options

Minimum Fitting Heights Availables

Alpha H45 is available in 7 minimum fitting heights:

MFH 14	Minimum Fitting Height 14 mm
MFH 15	Minimum Fitting Height 15 mm
MFH 16	Minimum Fitting Height 16 mm
MFH 17	Minimum Fitting Height 17 mm
MFH 18	Minimum Fitting Height 18mm
MFH 19	Minimum Fitting Height 19 mm
MFH 20	Minimum Fitting Height 20 mm

Customization For Curved Frames

For wrap frames, 100% personalization can be achieved by measuring the tilt of the lens.



C/ Santa Engracia, 6, 1º. 28010 Madrid, Spain.
www.iot.es / www.digitalray-path.com