



# Eagle Sportschairs Portable Roller

Congratulations on getting an Eagle Sportschairs Portable Roller!

Here are the parts to the portable roller:



Things you will need:

3/4" Wrench

Please contact us if you have any questions.




# Eagle Sportschairs Portable Roller

Slide the Adjustable Center Bar into the Roller Drums and Wheelrest



Use the 3/4" Wrench to tighten the bolts.



Please contact us if you have any questions.



# Eagle Sportschairs Portable Roller

Make sure when you put your racer on the roller, your front wheel is seated in the Wheelrest and your back wheels are **centered** over the drums.

*\*\*Place the racer onto the roller without the athlete in the chair\*\**



Then make sure to put in the pull pin on the front wheel, clamp it down, and use the Velcro strap to hold it in place. This is to ensure the front wheel does not move while training.



Please contact us if you have any questions.