



Pump Monitor Relay PMR3

**MADE IN
THE U.S.A.**

UL [®]
US
UL FILE #E101681

OPERATION

The Pump Monitor Relay provides Motor Over Temperature and Seal Leakage alarms for Submersible Pumps.

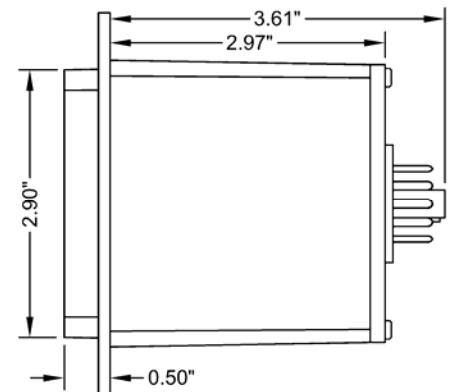
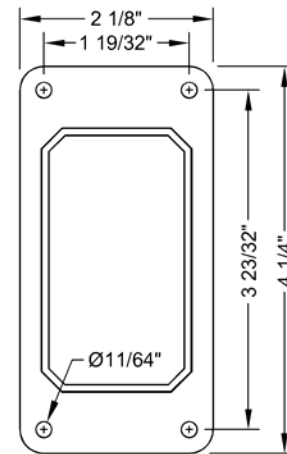
Motor Over Temperature Alarm - The unit applies a low voltage DC signal to the Motor Thermal Sensor to check its status. If the unit detects that the Motor Thermal Sensor contacts are closed (normal condition), the Overtemp indication remains off, and the Overtemp Relay is energized closing the contacts between terminals 1 and 3.

If the Motor Thermal Sensor contacts open (Over Temperature condition), the Overtemp Indication is turned on and the Overtemp Alarm Relay is de-energized opening the contacts between terminals 1 and 3 and closing the contacts between terminals 1 and 4.

When the High Motor Temperature condition has cleared, the unit will reset based on the position of Alarm Reset Mode Select Switch (Auto or Manual). When in the Auto position, the Overtemp Alarm resets automatically. If the switch is in the Manual position, the Overtemp Reset Push-button must be pushed for approximately 1.5 seconds to clear the alarm.

Seal Leakage Alarm - The unit detects moisture inside a pump motor by using a low voltage AC signal to measure the resistance between a single (or dual) Leakage Probe(s) and the grounded motor housing, or across two Leakage Probes. A Seal Leakage condition is considered present when the amount of moisture in the motor causes the resistance between terminal 2 and 5 to drop below the setting on the potentiometer. When this occurs the unit turns on the Leakage Indication and the Leakage Alarm Relay is energized opening the contacts between terminals 11 and 8 and closing the contacts between terminals 11 and 9.

The alarm trip point may be set by the following procedure: Isolate the Leakage Probe(s) from terminal 2. Connect a resistor, with the desired trip value, across terminals 2 and 5. Slowly adjust the potentiometer to the point where the alarm turns on. Remove the resistor and reconnect to the Leakage Probe(s).



SPECIFICATIONS

Input Power:	230 VAC ±10%, 50Hz / 60Hz 7.0 VA max
Output Rating:	8A Resistive @ 230 VAC
Operating Temp:	-20 °C to +65 °C
Storage Temp:	-45 °C to +85 °C
Temp Sensor Voltage:	6.6 VDC ±10%
Leak Sensor Voltage:	4.7 VAC ±10%
Enclosure:	White Lexan
Base:	Phenolic

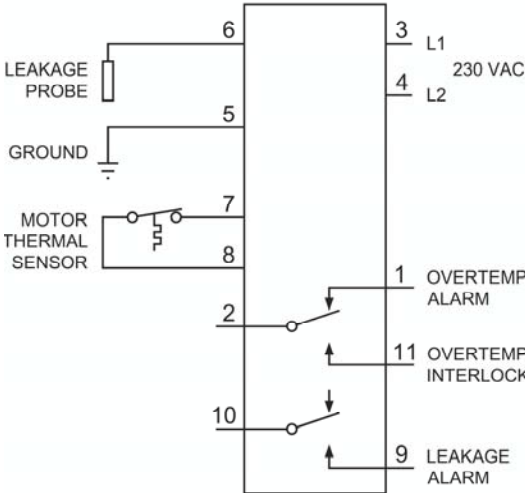
ORDERING INFORMATION

Part Number: PMR3

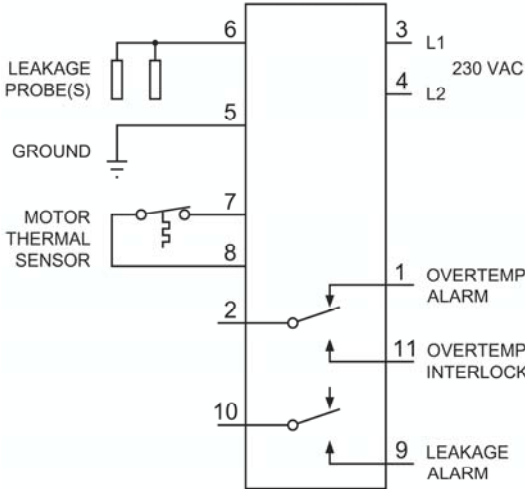
Pump Monitor Relay PMR3

CONNECTION DIAGRAMS

CHECKS RESISTANCE BETWEEN ONE PROBE AND MOTOR HOUSING



CHECKS RESISTANCE BETWEEN TWO PROBES AND MOTOR HOUSING



CHECKS RESISTANCE BETWEEN TWO PROBES

