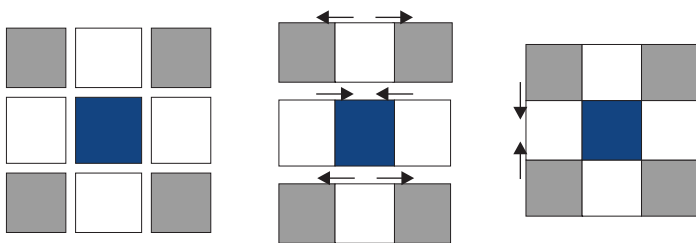


Nine-Patch Units

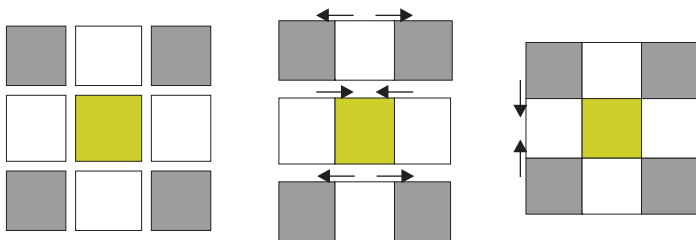
FABRIC A NINE-PATCH UNITS

1. Arrange the following fabric pieces as listed and shown:
 - 1 fabric A square 5" x 5"
 - 4 fabric D squares 4 1/2" x 4 1/2"
 - 4 bg rectangles 4 1/2" x 5"
2. Sew the pieces into rows, then sew the rows together, pressing the seams open or as indicated in the arrows, to make a fabric A nine-patch unit 13" x 13".
3. Repeat to make a total of 4 fabric A nine-patch units.



FABRIC B NINE-PATCH UNITS

1. Arrange the following fabric pieces as listed and shown:
 - 1 fabric B square 5" x 5"
 - 4 fabric D squares 4 1/2" x 4 1/2"
 - 4 bg rectangles 4 1/2" x 5"
2. Sew the pieces into rows, then sew the rows together, pressing the seams open or as indicated in the arrows, to make a fabric B nine-patch unit 13" x 13".
3. Repeat to make a total of 5 fabric B nine-patch units.

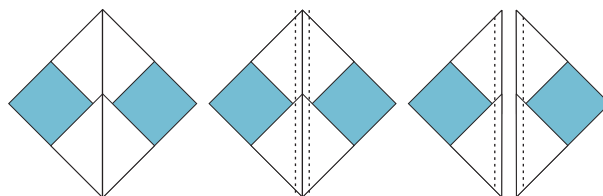


Flying Geese Units

1. Place 2 bg squares 3" x 3" on opposite corners of a fabric C square 5 3/8" x 5 3/8" right sides together. *The bg squares will overlap in the middle of the fabric C square.*

Draw a line diagonally across the back of the bg squares (solid line).

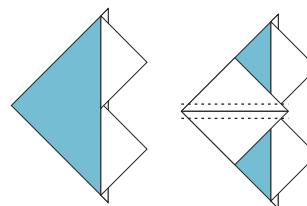
2. Sew a scant 1/4" seam on either side of the marked line (dotted lines) and then cut on the marked line (solid line).



3. Press seams towards the bg fabric. (You will have two of these intermediate units.)

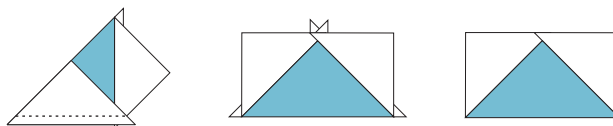
For each intermediate unit, place a bg square 3" x 3" on the corner of the fabric C triangle right sides together.

Draw a diagonal line on the back of the bg square (solid line) and sew a scant 1/4" on either side of the marked line (dotted lines).



4. Cut on the marked line (solid line) and press the seams towards bg fabric.
5. Cut off tabs (also known as dog ears) and trim the flying geese units to 2 1/2" x 4 1/2" if necessary, making sure there is 1/4" between the point of the fabric C triangle and the top edge of the unit.

One fabric C square and 4 bg squares will yield 4 flying geese units 2 1/2" x 4 1/2".



6. Repeat to make a total of 36 flying geese units 2 1/2" x 4 1/2".

Fabric Color Key

