

# VIVENTO

/ Catalogue EN 2022  
1st edition



NEW

ELEGANTE EA-01, CPL Uni Black

**ELEGANTE**  
**NEW COLLECTION**  
**OF INTERNAL DOORS**

Contemporary design  
combined with the highest quality  
materials are a guarantee  
of elegance for every interior.

See p. 45





## TABLE OF CONTENTS

Colours	10
Glazing types	12
Door opening directions	13
Door leaf construction	14
Description of symbols	20
Internal doors	25
- BRILLIANT Collection	25
- ELEGANTE Collection	45
- PRESTIGE Collection	55
- BASIC Collection	101
Internal entrance doors	129
Made to Measure Doors	141
Door Frames and Accessories	173
Handles	196
Accessories	204
Technical information	208

# BRILLIANT COLLECTION



**BA** p. 26



**BB** p. 28



**BC** p. 30




**BD** p. 32



**BF** p. 36



**BG** p. 38



**BH** p. 40



**BO** p. 42

# PRESTIGE COLLECTION



**PA** p. 56



**AN** p. 58




**PB** p. 60



**PC** p. 62



**PK** p. 72




**PL** p. 74



**PN** p. 76




**PO** p. 78




**PT** p. 88



**PU** p. 90



**PW** p. 92



**PX** p. 94

NEW


# ELEGANTE COLLECTION



**BE** p. 34




**EA** p. 46



**EB** p. 48



**EC** p. 50



**ED** p. 52



**PE** p. 64



**PH** p. 66




**PI** p. 68



**PJ** p. 70



**PP** p. 80




**PQ** p. 82



**PR** p. 84



**MI** p. 86




**PY** p. 96



**PZ** p. 98

# BASIC COLLECTION



# INTERNAL ENTRANCE DOORS



# MADE TO MEASURE DOORS



**SIMPLE** non-rebated door system p. 146



**CONTRAST** door system p. 148



**Reversed swing doors** p. 150



**INVISIBLE** flush with wall doors p. 152



**Doors with pet flap** p. 154



**Angled doors** p. 156



**INSET doors with access shutter window** p. 157



**SWING double-acting doors** p. 158




**Double doors** p. 160



**Wall-mounted system sliding doors** p. 162



**MAGIC wall-mounted system sliding doors** p. 164



**LOFT wall-mounted system sliding doors** p. 166



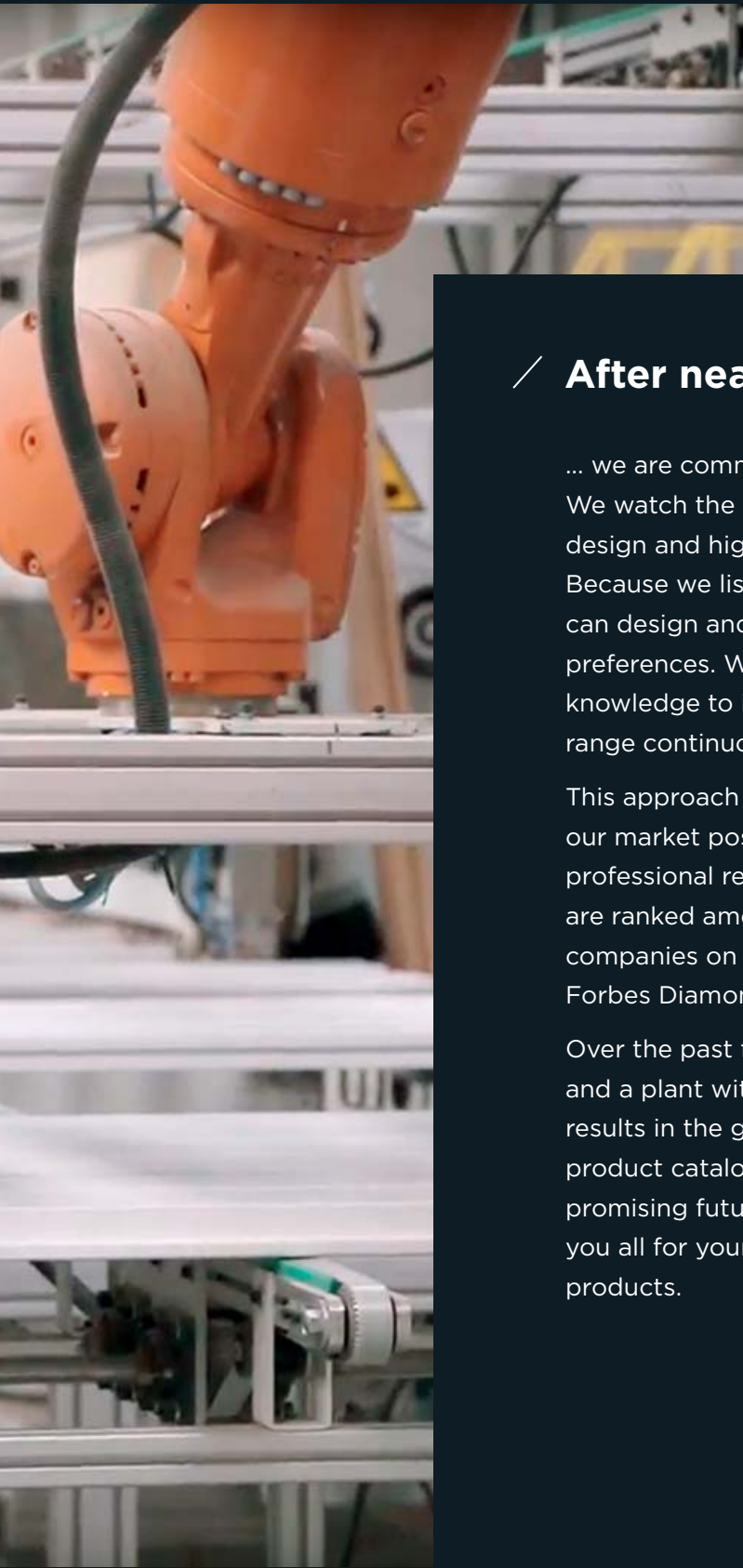
**Pocket sliding door system** p. 168



**"FOLD" bifold doors** p. 170







## ／ After nearly 40 years in business...

... we are committed to sustainable, harmonious development. We watch the latest trends closely and take both the original design and highest quality of each product very seriously. Because we listen to the expectations of our customers, we can design and manufacture doors tailored to individual preferences. We draw on many years of experience and expert knowledge to introduce innovative solutions and expand our range continuously.

This approach helps us win customers' trust and strengthen our market position, which has been exemplified by professional recognition this year and in previous years, as we are ranked among the most dynamic small and medium-sized companies on the Business Gazelle list and on the prestigious Forbes Diamond list of the fastest-growing Polish companies.

Over the past few years, we have built our new headquarters and a plant with state-of-the-art automated machinery. This results in the growing spectrum of our capabilities, expanded product catalogue, and even more doors opening for a promising future. On behalf of the company, let me thank you all for your trust in us and encourage you to choose our products.

Jan Kowal  
Owner and creator of the brand

# COLOURS

## PVC GROUP

The door leaves and frames come with a high quality PVC film finish with a wood grain effect (excluding the Supermatt Grey colour). High resistance to mechanical damage, staining and UV radiation makes these doors ideal for use in both residential and public buildings. Adjustable frames are made in the PP colour group.



White Grain




Supermatt Grey



Natural Grandson Oak

## PP GROUP

The doors are finished with decorative polypropylene-based film coated with a transparent thermosetting varnish to protect its surface from scratches. A high quality product that can be used in both high foot traffic and residential buildings.



Supermatt White



White Grain




Supermatt Grey



Natural Grandson Oak

## CPL GROUP

The doors feature a high quality two-layer laminate finish consisting of paper impregnated with thermosetting resins and a backing material to give the product elasticity. The laminate has a high surface hardness, resistance to scratching and abrasion, plus in the Luminous Grey and Walnut shades, it provides a natural wood effect thanks to the mechanically produced texture on their surfaces.



Uni White



Uni Grey




Luminous Grey



Uni Anthracite



Walnut



Uni Black

## CLPL GROUP

The door leaves and frames in this group are finished with extremely durable CLPL synthetic laminate. The decorative layer is coated with melamine-acrylic-polyurethane resin, which perfectly protects the surface against abrasion, damage and the effects of light. The high quality facing bears a striking resemblance to beautiful, natural wood grain, which makes it the solution of choice for homes, flats, schools, offices and hotels.



Bleached Larch



Honey Oak



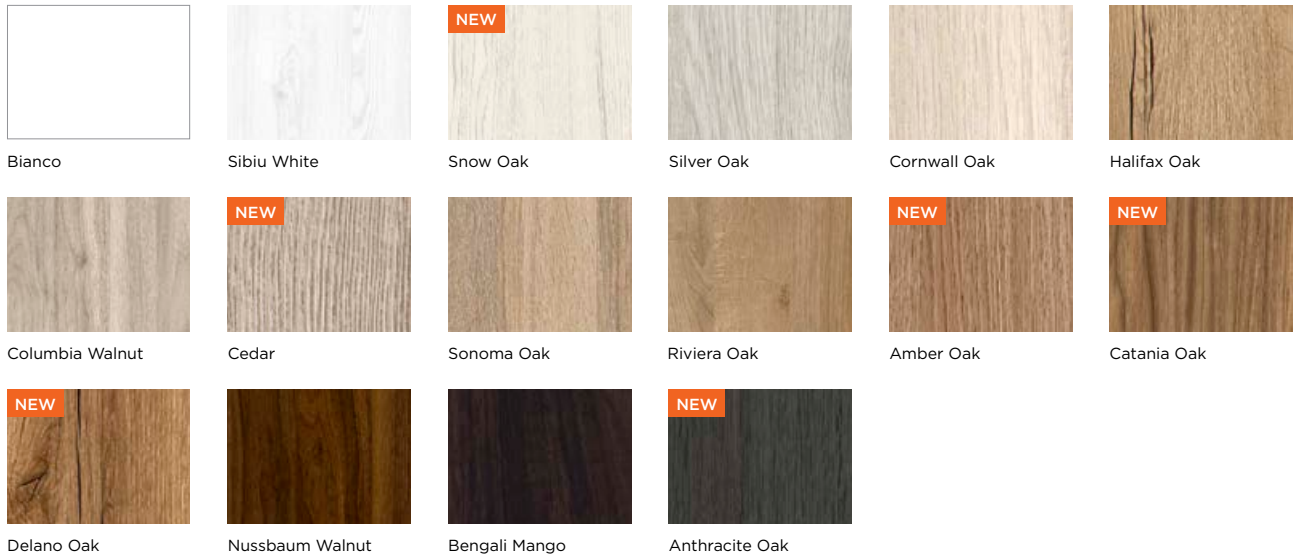
Spanish Oak



Old Oak

## FF GROUP

Both the door leaves and frames are covered with abrasion-resistant wood grain finish film. Durable and carefully made, they are a perfect choice for customers looking for stunning effects.



## LAK GROUP

The door leaves of this group come with a varnished HDF finish, coated with a UV filter coating and providing increased scratch resistance. They guarantee trouble-free use for many years. A distinctive feature of this colour group is that the colour of the door leaf differs in shade from that of the door frame, finishes and glazing beads.



All colours shown in the catalogue have been obtained by printing and may differ from the actual colours due to some limitations in the printing technology. The perception of colours is also influenced by lighting, substrate type and texture, and the colour of the surroundings.

# GLAZING TYPES



Tempered Satin



Tempered bevelled Satin



Transparent tempered bevelled



Satin VSG 2.2.1



Bevelled VSG 3.3.1 Satin




Transparent bevelled VSG 3.3.1



Satin deco



Satin lines



Lacomat\*



Chinchilla



White bark effect



Tempered Satin macadi



Tempered Sapporo Satin




Black VSG 2.2.1



Black Lacobel



Gold Lacobel

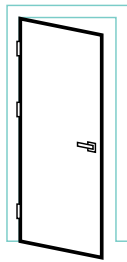


Lacobel White

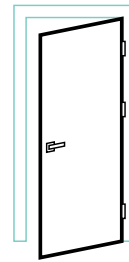
\*While stocks last

# DOOR OPENING DIRECTIONS

SINGLE DOORS

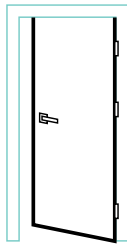


Left

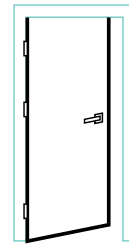


Right

REVERSED SWING




Left

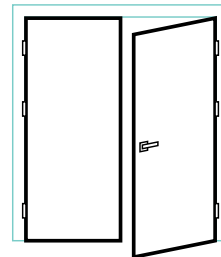


Right

DOUBLE DOORS

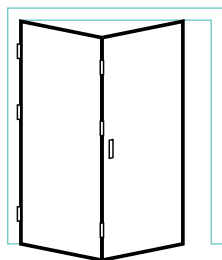


Left

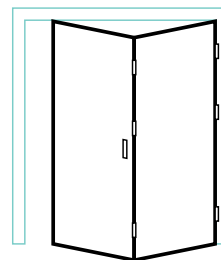


Right

FOLD

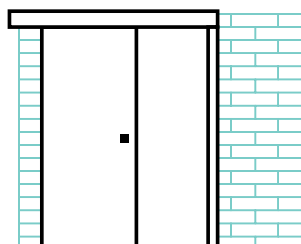


Left

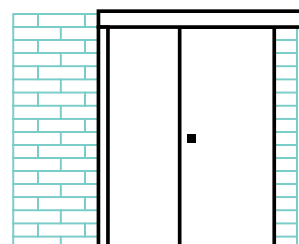


Right

SLIDING




To left



To right

# DOOR LEAF CONSTRUCTION

## BRILLIANT RAIL AND STILE DOORS



3 hinges as standard for high load capacity

Stabilising tongue

No glazing bead

Wooden stabiliser dowels

Lock rails of the same thickness as the top and bottom rails

Satin VSG 2.2.1 glass as standard

High quality, smart fittings in nickel, black or gold

### TIP

Remember to select the right colour for the hinge to match the colour of the handle

<sup>1)</sup> The air grille is available for doors with a width of 80 cm or wider.

Upper and lower rails with increased height (excluding the BG model)

Rebate technology

SIMPLE Non-rebated

OPTIONAL

Sturdy rail and stile doors

Wide range of handles

OPTIONAL

Wide range of decorative layers

Solid construction without voids

Wood and MDF stile


Top quality facing materials

Rounded edges

Ventilation: undercut, sleeves or grille<sup>1)</sup>

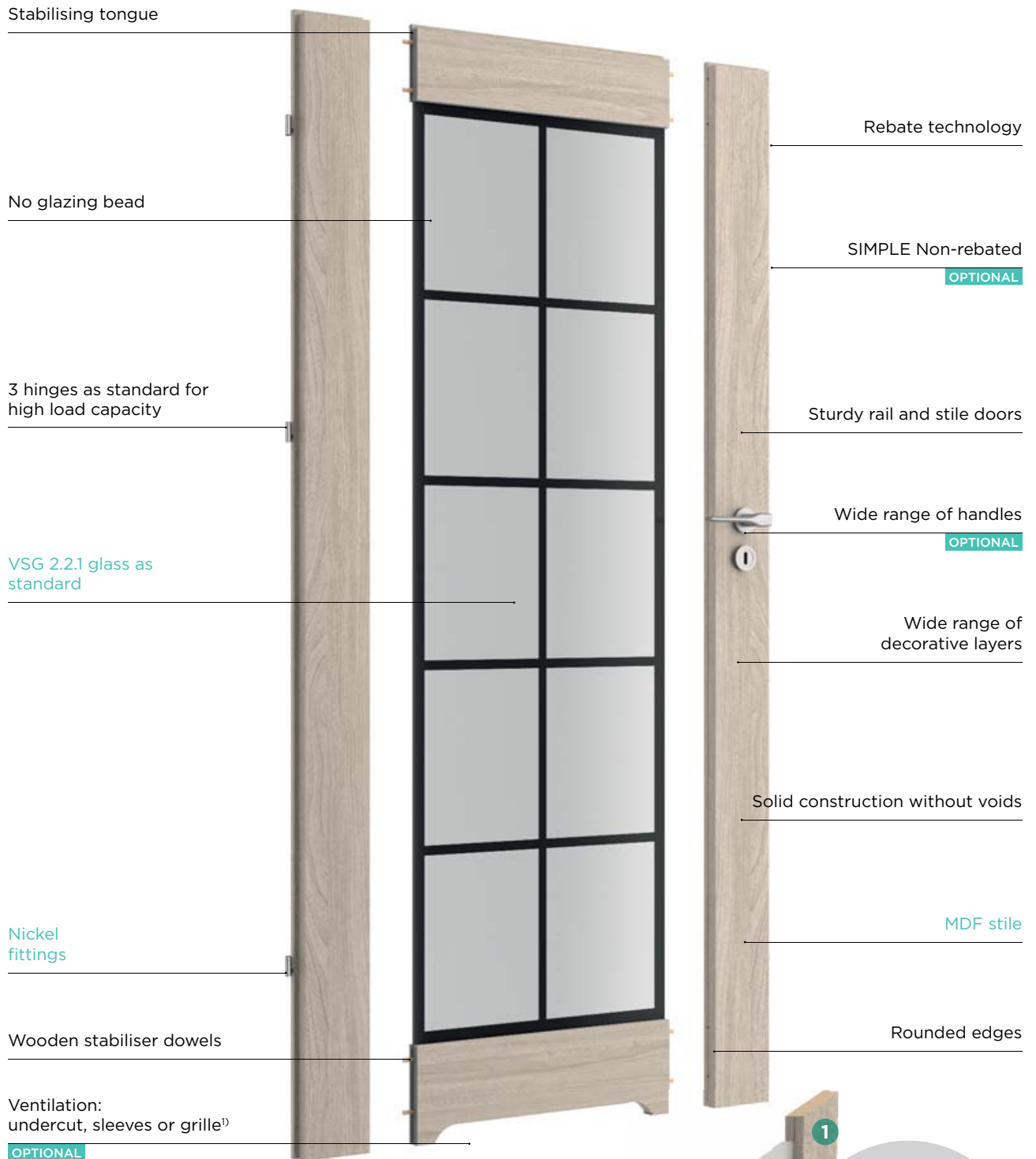
OPTIONAL

1. Stile made of wood and MDF composite
2. Rails made of MDF, all of equal thickness
3. 9 mm panels with decorative layer or glass
4. Wooden dowels
5. Stabilising tongues




# DOOR LEAF CONSTRUCTION

## ELEGANTE RAIL AND STILE DOORS



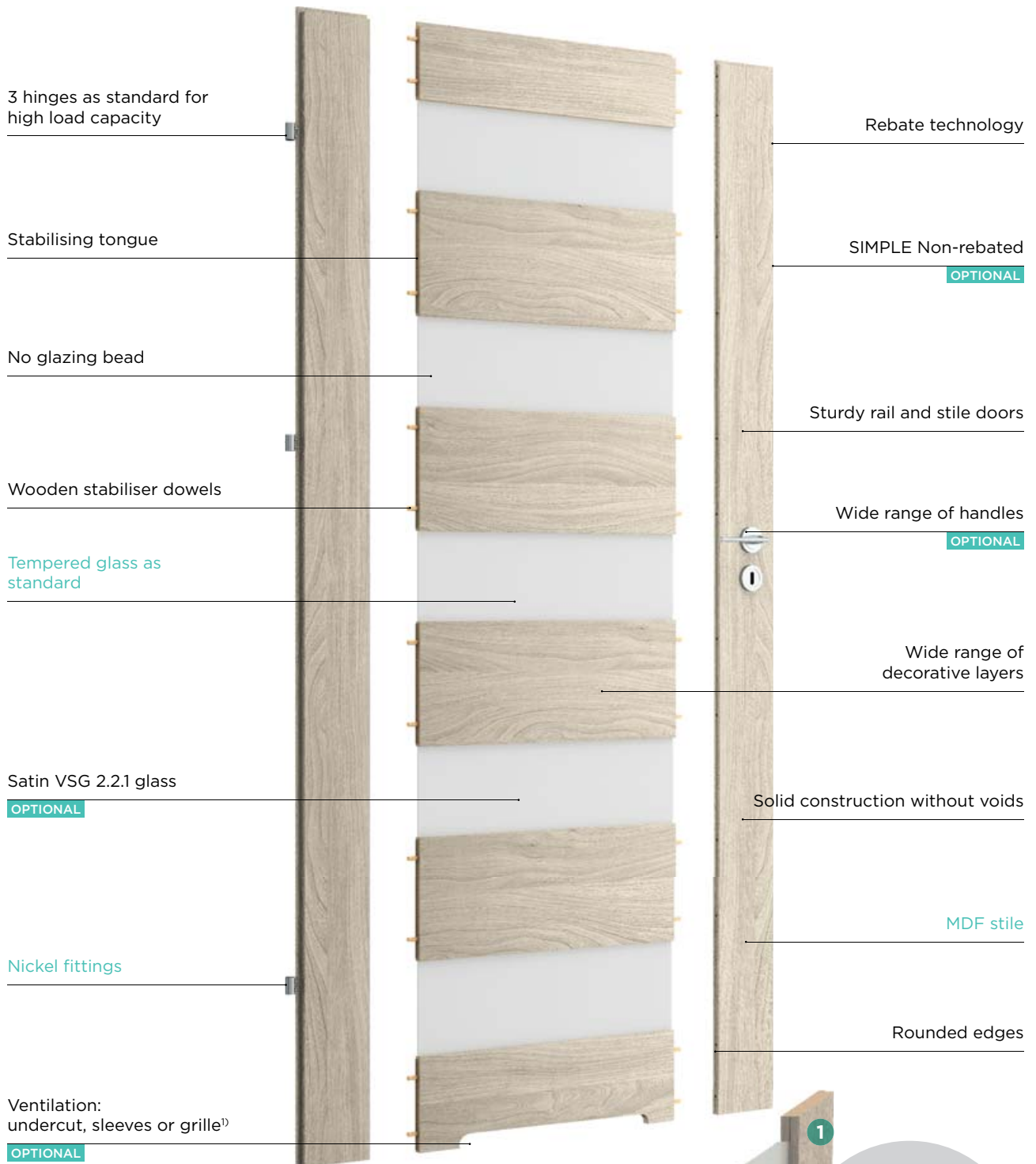
1. Stile made of MDF
2. MDF rails, 30 mm thick
3. Glazing panels
4. Wooden dowels
5. Stabilising tongues

<sup>1)</sup> The air grille is available for doors with a width of 80 cm or wider.




# DOOR LEAF CONSTRUCTION

## THE PRESTIGE RAIL AND STILE DOORS



1. Stile made of MDF
2. MDF rails, 30 mm and 16 mm thick
3. 6 mm or 9 mm thick decorative layer or glass
4. Wooden dowels
5. Stabilising tongues

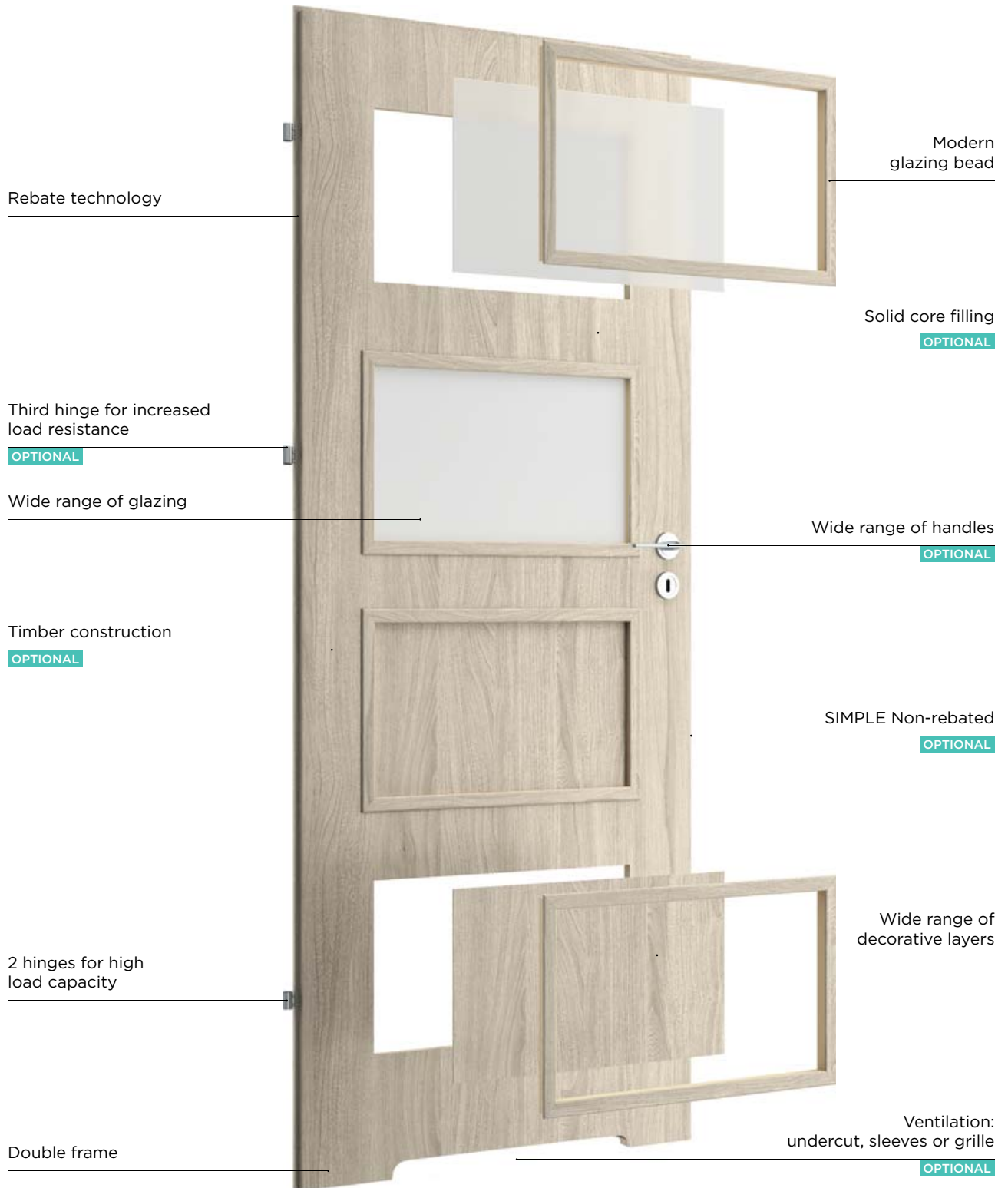


<sup>1)</sup> The air grille is available for doors with a width of 80 cm or wider.



# DOOR LEAF CONSTRUCTION

## BASIC FLUSH DOORS



# TYPES OF DOOR LEAF CONSTRUCTION

## RAIL AND STILE DOORS

Not only are the BRILLIANT, ELEGANTE and PRESTIGE ranges extraordinarily attractive, but they also last extremely long thanks to the rail and stile technology used in all models. It uses a solid, warp-resistant frame of rails and stiles consisting of wood-based panels or including wooden parts. All the components are robust, as dowels and so-called stabilising tongues additionally strengthen and stabilise the door leaf. The rail and stile doors can be cut to size by up to 30 mm.



Rail and Stile Doors




1. Panels with a decorative layer or glass
2. Solid and robust frame in MDF (ELEGANTE and PRESTIGE) or wood and MDF (BRILLIANT)
3. Wooden dowels
4. Stabilising tongues

## MDF FRAME

The construction is based on a sturdy frame made of wood-based MDF with a strengthening and stabilising core layer called "honeycomb". The outer layer is a 3 mm thick wood-based HDF finished with a selected decorative layer. Thanks to the use of a double lower rail, the door can be cut to size by up to 30 mm.



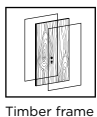
MDF frame




1. HDF outer layer (facing)
2. Strengthening and stabilising "honeycomb" core
3. Double MDF frame

## TIMBER FRAME

The technology available in the BASIC doors is a robust and timeless solution. The construction is based on a traditional softwood frame. The core layer is made of a strengthening and stabilising layer called “honeycomb”. The outer layer, known as the facing, consists of a 3 mm thick wood-based HDF finished with a selected decorative layer. Thanks to the use of a double lower rail, the timber construction door can be cut to size by up to 60 mm.



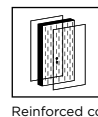
Timber frame




1. HDF outer layer (facing)
2. Strengthening and stabilising “honeycomb” core
3. Double softwood frame

## FRAME WITH SOLID CORE BOARD

The core, made with a board, is a very durable and sturdy solution. A timber frame provides a basis for the construction, with the core built with a solid board. The outer layer is a 3 mm thick wood-based HDF finished with a decorative layer from a selected colour group. Thanks to the use of a double lower rail, the door can be cut to size by up to 60 mm.

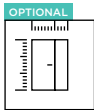


Reinforced core



1. HDF outer layer (facing)
2. Solid core board
3. Double softwood frame

# DESCRIPTION OF SYMBOLS



Tailor-made

## MADE TO MEASURE DOORS

Your order can specify a door with a non-standard width or height, adjusted to the dimensions of an existing door opening. Options include additional hinges required for longer doors or a different lock position. For more information, see p. 141.

## drzwi na **miarę**

V I V E N T Ø



Rail and Stile Doors

## RAIL AND STILE DOORS

A solid, warp-resistant frame of rails and stiles consisting of wood-based panels or wood and MDF. All its components are robust, as dowels and so-called stabilising tongues additionally strengthen and stabilise the door leaf. For more information, see p.14, 15, 16, 18.



MDF frame

## MDF FRAME

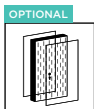
MDF frame as standard. Timber frame available for the BASIC door collection at an extra charge. For more information, see p. 17 and 18.



Timber construction

## TIMBER FRAME

A robust solution available as an option for BASIC doors. Softwood frame with a reinforcing core layer; so-called "honeycomb". The facing is made of 3 mm thick wood-based HDF.



Reinforced core

## SOLID CORE BOARD

A standard solution for the SOLID PLUS door collection. Available as an option for BASIC collection doors. For the 60, 70 and 80 door widths, an extra charge applies for an additional hinge.



Rail and Stile Doors

## GLAZING BEADS

BASIC collection doors are fitted with modern glazing beads. For more information, see p. 17.



VSG 2.2.1 glazed

## VSG 2.2.1 & VSG 3.3.1 GLASS

Plain on both sides, the glass has increased resistance and mechanical strength. An option for the PRESTIGE door collection, and as standard in the BRILLIANT and ELEGANTE collections. For more information, see p. 12.



Tempered glass

## TEMPERED GLASS

Tempered satin glass with a thickness of 4 mm, as standard in the PRESTIGE collection.



2 hinges as standard



Modern nickel fittings



3 hinges as standard



3D hinges



3 reinforced hinges



Black hinges

## HARDWARE

The BRILLIANT, ELEGANTE and PRESTIGE door collections use 3 screw hinges as standard, ensuring excellent door stability and high load bearing capacity. BASIC collection doors are fitted with 2 hinges as standard (3 in the 90 door). An additional hinge is required for doors with widths of 110, 60 to 80 with a solid core panel, doors lengthened by 110 mm to 240 mm in the BRILLIANT collection, by up to 470 mm in the ELEGANTE and PRESTIGE collections, and by up to 450 mm in the BASIC collection. The ELEGANTE and PRESTIGE collections come with hinges covered with a nickel coating for a shiny and smart look. The top class hinges in the BRILLIANT collection emphasise the modern design of doors made for the most discerning users. The reinforced doors from the SOLID PLUS collection are fitted with 3 reinforced 3D hinges (adjustable in three planes).



Nickel hinges fitted as standard in the BRILLIANT collection



Black



White



Gold

Hinges as an option for the BRILLIANT collection



Nickel hinges fitted as standard in the ELEGANTE & PRESTIGE collections



Galvanised hinges fitted as standard in the BASIC collection



3D hinges installed on the SOLID PLUS doors as standard



60-90



100



100-200

## DOOR WIDTH

60, 70, 80 and 90 widths are available as standard. Other sizes (100, 110) are charged extra according to the door model selected. We manufacture double doors in the width range of 100-200, depending on the collection and door model.



Rebated

## REBATED DOORS

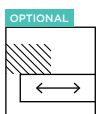
As standard in the BRILLIANT, ELEGANTE, PRESTIGE and BASIC collections. This system uses a door with a lip (recess, rebate) which overlaps the frame. A lock is concealed in the rebate. All visible hinges and decorative details on the doors highlight the character of traditionally furnished interiors.



OPTIONAL  
SIMPLE Non-rebated

## NON-REBATED DOORS IN THE SIMPLE SYSTEM

Available as an option for the BRILLIANT, ELEGANTE, PRESTIGE and BASIC doors. This system incorporates a straight door edge that forms a single plane with the door frame. Visually more modern, without decorative details, it is ideal for minimalist interior décor.



OPTIONAL  
Non-rebated Sliding

## NON-REBATED DOORS IN THE SLIDING SYSTEM

A door without a rebate, with straight edges, uses a pull handle instead of a lever handle. A modern and minimalist solution for a wide range of applications.

# DESCRIPTION OF SYMBOLS

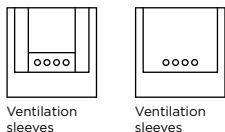
## VENTILATION

Doors installed in rooms that require proper ventilation (e.g. bathrooms) must, in accordance with building regulations, have special ventilation openings in place (0.022 m<sup>2</sup>). The indicated air throughput is met by the air grille. Other available solutions can also be used, with adequate clearance between the door leaf and the floor, depending on the width of the leaf, so that the total air throughput is 0.022 m<sup>2</sup>.

In order to best meet the needs of users, Vivento doors can come with an undercut or be fitted with sleeves in plastic or metal, or air grilles in plastic or stainless steel. For the BRILLIANT, ELEGANTE and Prestige door collections, the air grille is available for doors with a width no less than "80". The Acoustic door series is provided with a fire rated air grille (excluding smoke control doors). For detailed information, please find the description of the selected door model. When using an air grille, you can shorten the door on your own up to a maximum of 30 mm.

For shorter, made-to-measure doors, check that the chosen form of ventilation is feasible.

### PLASTIC VENTILATION SLEEVES



Ventilation sleeves

Ventilation sleeves



Chrome

Satin chrome

Matt black


White

Gold



A wide range of colours to match the colours of the doors

### METAL VENTILATION SLEEVES



Nickel

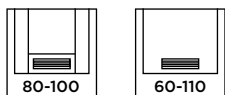


Bronze

### NUMBER OF SLEEVES IN DOOR LEAVES

Door leaf width	Number of sleeves	
	BRILLIANT, ELEGANTE & PRESTIGE	BASIC
60	3	4
70	4	4
80	4	5
90	5	5
100	5	5
110	5	5

### PLASTIC AIR GRILLE



Air grille

Air grille

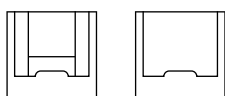


### STAINLESS STEEL AIR GRILLE



When using an air grille, you can shorten the door on your own up to a maximum of 30 mm.

### VENTILATION UNDERCUT



Ventilation undercut

Ventilation undercut





2 Bolt locks

## 2 BOLT LOCKS

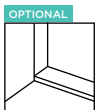
As standard, the SOLID PLUS reinforced doors are fitted with: 2 mortise pin tumbler cylinder locks with a euro profile cylinder (so-called bolt locks) provide tight closure and a feeling of security.



DOOR VIEWER

## 200° PANORAMIC DOOR VIEWER

An option for the SOLID PLUS door collection. High quality door viewer by Cyklop, available in various colours.



Thresholds

## THRESHOLDS

Depending on users' individual needs, a wooden threshold without any decorative layer or a stainless steel threshold, both with seals, can be supplied to match a selected door. Installing a threshold has a positive effect on the door's tightness, thermal insulation and aesthetics.



Drop down seal

## DROP DOWN SEAL

Standard Acoustic door component, available as an option in the BRILLIANT, ELEGANTE, PRESTIGE, BASIC and SOLID PLUS door series. It provides a barrier that protects rooms from penetration by air, sound, dust, insects and even smoke and fire. It improves sound and thermal insulation.



Acoustic insulation

## ACOUSTIC INSULATION

The special construction of Vivento acoustic doors and a well-thought-out sealing system ensure excellent sound insulation at a level of 32 dB (27 dB for double doors).



Fire rated EI30/EI60

## EI30/EI60 FIRE RATED

The practical and reliable Acoustic Fire rated doors (EI30 and EI60) will provide the necessary fire protection in the fire resistance range of EI30 or EI60, respectively.



DOOR CLOSER

## DOOR CLOSER

Fire rated doors are critical for a building's safety, which is why they must meet conditions such as integrity and access control, as well as being fitted with a door closer that is suitable for the width and weight of a door leaf. The Vivento Acoustic fire rated doors come with either a surface-mounted or concealed fully approved door closer. The door closer is an essential accessory for fire rated doors.



BRILLIANT BC-01, CPL Uni Anthracite



# INTERNAL DOORS

## ／ **BRILLIANT**

Modern design, top quality materials, exceptional durability. BRILLIANT collection doors are an excellent choice for the most discerning users.

BRILLIANT BA-01, CPL Uni White

# BRILLIANT BA /



COLOUR: CPL Uni White



BA-01



BA-02



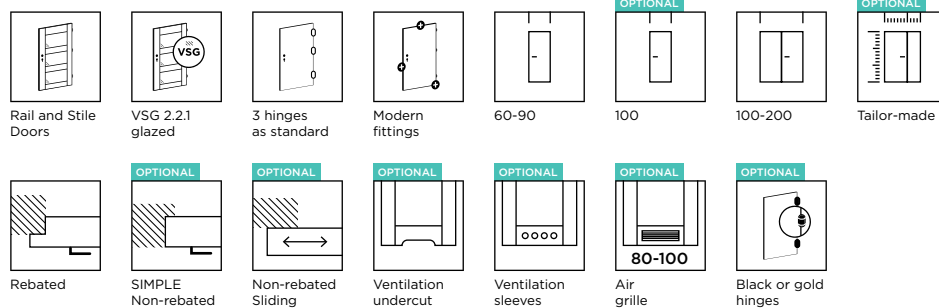
BA-03



BA-04



BA-05



## AVAILABLE WIDTHS

- 60, 70, 80, 90, other sizes available at an extra charge

## CONSTRUCTION

- A robust rail and stile construction made of wood and MDF

## DOOR FRAME VARIANTS

- Fixed: MDF
- Adjustable: DIN (available for wall thicknesses of min. 80 mm.)

## COMPONENTS

- VSG 2.2.1 satin glass, plain finish on both sides, 4 mm thick
- A mortise key lock (options include a turn and release lock, a lock with a euro profile cylinder or without the bottom hole)
- Nickel screw hinges (possible options are black or gold), 3 pcs.

## BRILLIANT BA PRICE LIST

Colour group	Price in PLN excl./ (inc.) VAT
<b>Glass: Satin VSG 2.2.1</b>	
PP	1130.00 (1389.90)
CPL	1050.00 (1291.50)
CLPL	1090.00 (1340.70)

The Satin VSG 2.2.1 glass can be replaced with the Black VSG 2.2.1 glass for an additional charge calculated on an individual basis.

## OPTIONS WITH AN EXTRA CHARGE

The products are available as per Polish standards. Cutting of doors to heights applicable according to Czech and Slovakian standards at no extra charge (for rebated and non-rebated systems).

NON-STANDARD WIDTH	EXTRA CHARGE
Width 100	70.00 (86.10)
Widths < 60	430.00 (528.90)
Non-standard width	210.00 (258.30)
NON-STANDARD HEIGHT	EXTRA CHARGE
Up to 60 mm shorter	60.00 (73.80)
More than 60 mm shorter (feasibility evaluated case by case)	220.00 (270.60)
Up to 240 mm longer (feasibility evaluated case by case)	220.00 (270.60)
Additional hinge (required for doors 110 mm to 240 mm longer)	25.00 (30.75)
Additional hinge for SIMPLE non-rebated system (required for doors 110 mm to 240 mm longer)	90.00 (110.70)
Change of lock position (recommended for doors with a non-standard height)	70.00 (86.10)
Modification of a model due to a non-standard door height	100.00 (123.00)
VENTILATION	EXTRA CHARGE
Ventilation undercut	30.00 (36.90)
Metal ventilation sleeves in nickel or bronze (pcs)	30.00 (36.90)
Plastic ventilation sleeves in matt black, white, gold, satin chrome or chrome (pcs)	16.00 (19.68)
Plastic air grille in matt silver for 80, 90 and 100 doors	60.00 (73.80)
OTHER	EXTRA CHARGE
Non-rebated door, SIMPLE system	200.00 (246.00)
Non-rebated door, wall-mounted standard sliding system, wall-mounted and pocket LOFT doors (excluding the PP colour group)	50.00 (61.50)
Inactive door leaf for a double leaf, width S2 in mm: 420-609	430.00 (528.90)
Inactive door leaf for a double leaf, width S2 in mm: 610, 710, 810, 910	90.00 (110.70)
Inactive door leaf for a double leaf, width S2 in mm: 1010	160.00 (196.80)
Drop down seal	99.00 (121.77)

## AVAILABLE COLOURS

### PP GROUP



Supermatt White White Grain Supermatt Grey



Natural Grandson Oak

### CPL GROUP



Uni White Luminous Grey Uni Grey



Uni Anthracite Walnut Uni Black

### CLPL GROUP



Bleached Larch Old Oak

BRILLIANT BB-02, CPL Uni Grey

# BRILLIANT BB ✓



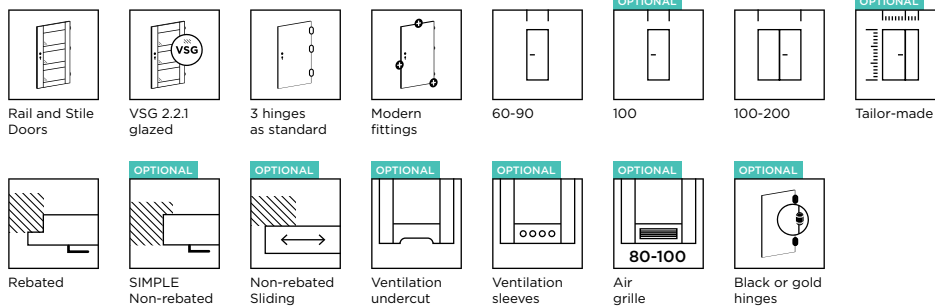
COLOUR: CPL Uni Grey



BB-01

BB-02

BB-03



### AVAILABLE WIDTHS

- 60, 70, 80, 90, other sizes available at an extra charge

### CONSTRUCTION

- A robust rail and stile construction made of wood and MDF

### DOOR FRAME VARIANTS

- Fixed: MDF
- Adjustable: DIN (available for wall thicknesses of min. 80 mm.)

### COMPONENTS

- VSG 2.2.1 satin glass, plain finish on both sides, 4 mm thick
- A mortise key lock (options include a turn and release lock, a lock with a euro profile cylinder or without the bottom hole)
- Nickel screw hinges (possible options are black or gold), 3 pcs.

### BRILLIANT BB PRICE LIST

Colour group	Price in PLN excl./ (inc.) VAT
	<b>Glass: Satin VSG 2.2.1</b>
PP	1120.00 (1377.60)
CPL	1080.00 (1328.40)
CLPL	1050.00 (1291.50)

The Satin VSG 2.2.1 glass can be replaced with the Black VSG 2.2.1 glass for an additional charge calculated on an individual basis.

### OPTIONS WITH AN EXTRA CHARGE

The products are available as per Polish standards. Cutting of doors to heights applicable according to Czech and Slovakian standards at no extra charge (for rebated and non-rebated systems).

NON-STANDARD WIDTH	EXTRA CHARGE
Width 100	70.00 (86.10)
Widths < 60	430.00 (528.90)
Non-standard width	210.00 (258.30)
NON-STANDARD HEIGHT	EXTRA CHARGE
Up to 60 mm shorter	60.00 (73.80)
More than 60 mm shorter (feasibility evaluated case by case)	220.00 (270.60)
Up to 240 mm longer (feasibility evaluated case by case)	220.00 (270.60)
Additional hinge (required for doors 110 mm to 240 mm longer)	25.00 (30.75)
Additional hinge for SIMPLE non-rebated system (required for doors 110 mm to 240 mm longer)	90.00 (110.70)
Change of lock position (recommended for doors with a non-standard height)	70.00 (86.10)
Modification of a model due to a non-standard door height	100.00 (123.00)
VENTILATION	EXTRA CHARGE
Ventilation undercut	30.00 (36.90)
Metal ventilation sleeves in nickel or bronze (pcs)	30.00 (36.90)
Plastic ventilation sleeves in matt black, white, gold, satin chrome or chrome (pcs)	16.00 (19.68)
Plastic air grille in matt silver for 80, 90 and 100 doors	60.00 (73.80)
OTHER	EXTRA CHARGE
Non-rebated door, SIMPLE system	200.00 (246.00)
Non-rebated door, wall-mounted standard sliding system, wall-mounted and pocket LOFT doors (excluding the PP colour group)	50.00 (61.50)
Inactive door leaf for a double leaf, width S2 in mm: 420-609	430.00 (528.90)
Inactive door leaf for a double leaf, width S2 in mm: 610, 710, 810, 910	90.00 (110.70)
Inactive door leaf for a double leaf, width S2 in mm: 1010	160.00 (196.80)
Drop down seal	99.00 (121.77)

### AVAILABLE COLOURS

#### PP GROUP



Supermatt White White Grain Supermatt Grey



Natural Grandson Oak

#### CPL GROUP



Uni White Luminous Grey Uni Grey



Uni Anthracite Walnut Uni Black

#### CLPL GROUP



Bleached Larch Old Oak

BRILLIANT BC-01, CPL Uni Anthracite

# BRILLIANT BC /



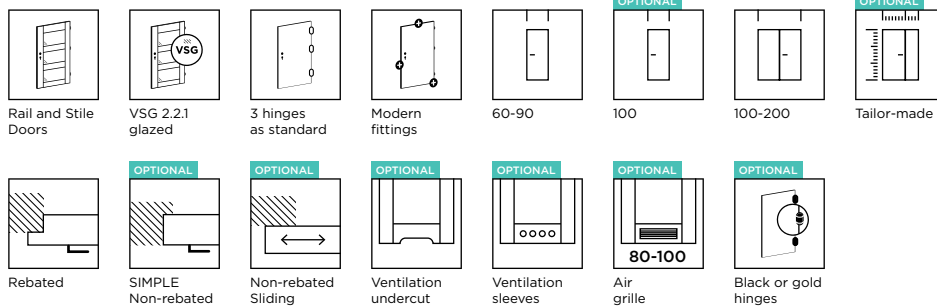
COLOUR: CPL Uni Anthracite



BC-01

BC-02

BC-03



## AVAILABLE WIDTHS

- 60, 70, 80, 90, other sizes available at an extra charge

## CONSTRUCTION

- A robust rail and stile construction made of wood and MDF

## DOOR FRAME VARIANTS

- Fixed: MDF
- Adjustable: DIN (available for wall thicknesses of min. 80 mm.)

## BRILLIANT BC PRICE LIST

Colour group	Price in PLN excl./ (inc.) VAT
<b>Glass: Satin VSG 2.2.1</b>	
PP	1160.00 (1426.80)
CPL	1250.00 (1537.50)
CLPL	1110.00 (1365.30)

The Satin VSG 2.2.1 glass can be replaced with the Black VSG 2.2.1 glass for an additional charge calculated on an individual basis.

## OPTIONS WITH AN EXTRA CHARGE

The products are available as per Polish standards. Cutting of doors to heights applicable according to Czech and Slovakian standards at no extra charge (for rebated and non-rebated systems).

NON-STANDARD WIDTH	EXTRA CHARGE
Width 100	70.00 (86.10)
Widths < 60	430.00 (528.90)
Non-standard width	210.00 (258.30)
NON-STANDARD HEIGHT	EXTRA CHARGE
Up to 60 mm shorter	60.00 (73.80)
More than 60 mm shorter (feasibility evaluated case by case)	220.00 (270.60)
Up to 240 mm longer (feasibility evaluated case by case)	220.00 (270.60)
Additional hinge (required for doors 110 mm to 240 mm longer)	25.00 (30.75)
Additional hinge for SIMPLE non-rebated system (required for doors 110 mm to 240 mm longer)	90.00 (110.70)
Change of lock position (recommended for doors with a non-standard height)	70.00 (86.10)
Modification of a model due to a non-standard door height	100.00 (123.00)
VENTILATION	EXTRA CHARGE
Ventilation undercut	30.00 (36.90)
Metal ventilation sleeves in nickel or bronze (pcs)	30.00 (36.90)
Plastic ventilation sleeves in matt black, white, gold, satin chrome or chrome (pcs)	16.00 (19.68)
Plastic air grille in matt silver for 80, 90 and 100 doors	60.00 (73.80)
OTHER	EXTRA CHARGE
Non-rebated door, SIMPLE system	200.00 (246.00)
Non-rebated door, wall-mounted standard sliding system, wall-mounted and pocket LOFT doors (excluding the PP colour group)	50.00 (61.50)
Inactive door leaf for a double leaf, width S2 in mm: 420-609	430.00 (528.90)
Inactive door leaf for a double leaf, width S2 in mm: 610, 710, 810, 910	90.00 (110.70)
Inactive door leaf for a double leaf, width S2 in mm: 1010	160.00 (196.80)
Drop down seal	99.00 (121.77)

## AVAILABLE COLOURS

### PP GROUP



Supermatt White White Grain Supermatt Grey



Natural Grandson Oak

### CPL GROUP



Uni White Luminous Grey Uni Grey



Uni Anthracite Walnut Uni Black

### CLPL GROUP



Bleached Larch Old Oak

BRILLIANT BD-02, CPL Luminous Grey

# BRILLIANT BD



COLOUR: CPL Luminous Grey



BD-01



BD-02



BD-03



BD-04

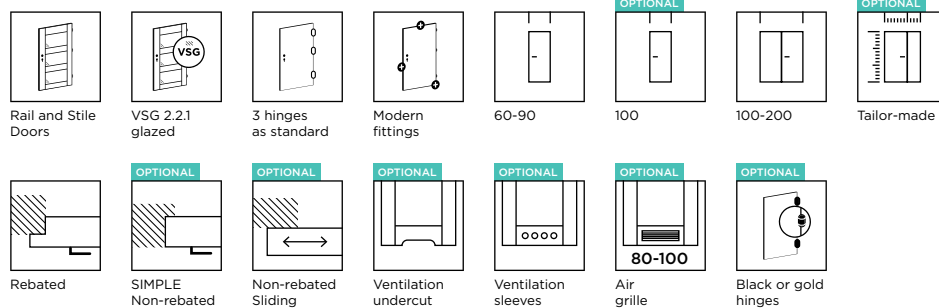


BD-05



BD-06





## AVAILABLE WIDTHS

- 60, 70, 80, 90, other sizes available at an extra charge

## CONSTRUCTION

- A robust rail and stile construction made of wood and MDF

## DOOR FRAME VARIANTS

- Fixed: MDF
- Adjustable: DIN (available for wall thicknesses of min. 80 mm.)

## BRILLIANT BD PRICE LIST

Colour group	Price in PLN excl./ (inc.) VAT
	<b>Glass: Satin VSG 2.2.1</b>
PP	1190.00 (1463.70)
CPL	1150.00 (1414.50)
CLPL	1140.00 (1402.20)

The Satin VSG 2.2.1 glass can be replaced with the Black VSG 2.2.1 glass for an additional charge calculated on an individual basis.

## OPTIONS WITH AN EXTRA CHARGE

The products are available as per Polish standards. Cutting of doors to heights applicable according to Czech and Slovakian standards at no extra charge (for rebated and non-rebated systems).

NON-STANDARD WIDTH	EXTRA CHARGE
Width 100	70.00 (86.10)
Widths < 60	430.00 (528.90)
Non-standard width	210.00 (258.30)
NON-STANDARD HEIGHT	EXTRA CHARGE
Up to 60 mm shorter	60.00 (73.80)
More than 60 mm shorter (feasibility evaluated case by case)	220.00 (270.60)
Up to 240 mm longer (feasibility evaluated case by case)	220.00 (270.60)
Additional hinge (required for doors 110 mm to 240 mm longer)	25.00 (30.75)
Additional hinge for SIMPLE non-rebated system (required for doors 110 mm to 240 mm longer)	90.00 (110.70)
Change of lock position (recommended for doors with a non-standard height)	70.00 (86.10)
Modification of a model due to a non-standard door height	100.00 (123.00)
VENTILATION	EXTRA CHARGE
Ventilation undercut	30.00 (36.90)
Metal ventilation sleeves in nickel or bronze (pcs)	30.00 (36.90)
Plastic ventilation sleeves in matt black, white, gold, satin chrome or chrome (pcs)	16.00 (19.68)
Plastic air grille in matt silver for 80, 90 and 100 doors	60.00 (73.80)
OTHER	EXTRA CHARGE
Non-rebated door, SIMPLE system	200.00 (246.00)
Non-rebated door, wall-mounted standard sliding system, wall-mounted and pocket LOFT doors (excluding the PP colour group)	50.00 (61.50)
Inactive door leaf for a double leaf, width S2 in mm: 420-609	430.00 (528.90)
Inactive door leaf for a double leaf, width S2 in mm: 610, 710, 810, 910	90.00 (110.70)
Inactive door leaf for a double leaf, width S2 in mm: 1010	160.00 (196.80)
Drop down seal	99.00 (121.77)

## AVAILABLE COLOURS

### PP GROUP



Supermatt White White Grain Supermatt Grey



Natural Grandson Oak

### CPL GROUP



Uni White Luminous Grey Uni Grey



Uni Anthracite Walnut Uni Black

### CLPL GROUP



Bleached Larch Old Oak



BRILLIANT BE-01, PP Supermatt Grey

# BRILLIANT BE /

COLOUR: PP Supermatt Grey



BE-01

BE-02

BE-03

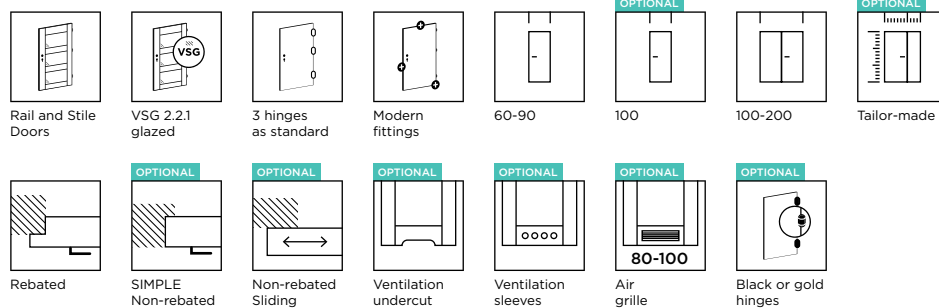
BE-04

BE-05

BE-06

BE-07

BE-08



### AVAILABLE WIDTHS

- 60, 70, 80, 90, other sizes available at an extra charge

### CONSTRUCTION

- A robust rail and stile construction made of wood and MDF

### DOOR FRAME VARIANTS

- Fixed: MDF
- Adjustable: DIN (available for wall thicknesses of min. 80 mm.)

### COMPONENTS

- VSG 2.2.1 satin glass, plain finish on both sides, 4 mm thick
- A mortise key lock (options include a turn and release lock, a lock with a euro profile cylinder or without the bottom hole)
- Nickel screw hinges (possible options are black or gold), 3 pcs.

### BRILLIANT BE PRICE LIST

Colour group	Price in PLN excl./ (inc.) VAT
	<b>Glass: Satin VSG 2.2.1</b>
PP	1130.00 (1389.90)
CPL	1070.00 (1316.10)
CLPL	1060.00 (1303.80)

The Satin VSG 2.2.1 glass can be replaced with the Black VSG 2.2.1 glass for an additional charge calculated on an individual basis.

### OPTIONS WITH AN EXTRA CHARGE

The products are available as per Polish standards. Cutting of doors to heights applicable according to Czech and Slovakian standards at no extra charge (for rebated and non-rebated systems).

NON-STANDARD WIDTH	EXTRA CHARGE
Width 100	70.00 (86.10)
Widths < 60	430.00 (528.90)
Non-standard width	210.00 (258.30)
NON-STANDARD HEIGHT	EXTRA CHARGE
Up to 60 mm shorter	60.00 (73.80)
More than 60 mm shorter (feasibility evaluated case by case)	220.00 (270.60)
Up to 240 mm longer (feasibility evaluated case by case)	220.00 (270.60)
Additional hinge (required for doors 110 mm to 240 mm longer)	25.00 (30.75)
Additional hinge for SIMPLE non-rebated system (required for doors 110 mm to 240 mm longer)	90.00 (110.70)
Change of lock position (recommended for doors with a non-standard height)	70.00 (86.10)
Modification of a model due to a non-standard door height	100.00 (123.00)
VENTILATION	EXTRA CHARGE
Ventilation undercut	30.00 (36.90)
Metal ventilation sleeves in nickel or bronze (pcs)	30.00 (36.90)
Plastic ventilation sleeves in matt black, white, gold, satin chrome or chrome (pcs)	16.00 (19.68)
Plastic air grille in matt silver for 80, 90 and 100 doors	60.00 (73.80)
OTHER	EXTRA CHARGE
Non-rebated door, SIMPLE system	200.00 (246.00)
Non-rebated door, wall-mounted standard sliding system, wall-mounted and pocket LOFT doors (excluding the PP colour group)	50.00 (61.50)
Inactive door leaf for a double leaf, width S2 in mm: 420-609	430.00 (528.90)
Inactive door leaf for a double leaf, width S2 in mm: 610, 710, 810, 910	90.00 (110.70)
Inactive door leaf for a double leaf, width S2 in mm: 1010	160.00 (196.80)
Drop down seal	99.00 (121.77)

### AVAILABLE COLOURS

#### PP GROUP



Supermatt White White Grain Supermatt Grey



Natural Grandson Oak

#### CPL GROUP



Uni White Luminous Grey Uni Grey



Uni Anthracite Walnut Uni Black

#### CLPL GROUP



Bleached Larch Old Oak

BRILLIANT BF-04, PP White Grain

# BRILLIANT BF /



COLOUR: PP White Grain



BF-01

BF-02

BF-03

BF-04

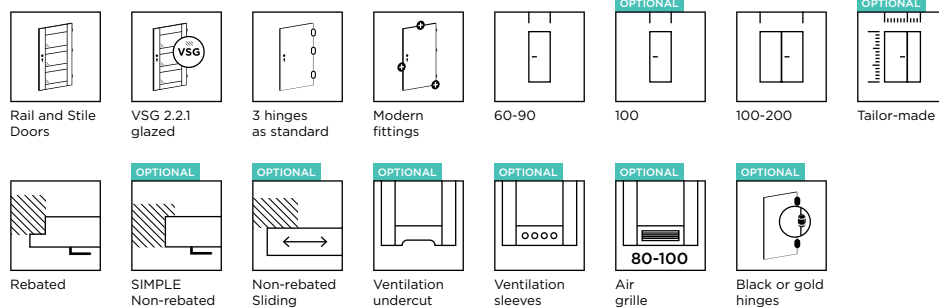
BF-05

BF-06

BF-07

BF-08

BF-09



### AVAILABLE WIDTHS

- 60, 70, 80, 90, other sizes available at an extra charge

### CONSTRUCTION

- A robust rail and stile construction made of wood and MDF

### DOOR FRAME VARIANTS

- Fixed: MDF
- Adjustable: DIN (available for wall thicknesses of min. 80 mm.)

### COMPONENTS

- VSG 2.2.1 satin glass, plain finish on both sides, 4 mm thick
- A mortise key lock (options include a turn and release lock, a lock with a euro profile cylinder or without the bottom hole)
- Nickel screw hinges (possible options are black or gold), 3 pcs.

### BRILLIANT BF PRICE LIST

Colour group	Price in PLN excl./ (inc.) VAT
<b>Glass: Satin VSG 2.2.1</b>	
PP	1170.00 (1439.10)
CPL	1110.00 (1365.30)
CLPL	1100.00 (1353.00)

The Satin VSG 2.2.1 glass can be replaced with the Black VSG 2.2.1 glass for an additional charge calculated on an individual basis.

### OPTIONS WITH AN EXTRA CHARGE

The products are available as per Polish standards. Cutting of doors to heights applicable according to Czech and Slovakian standards at no extra charge (for rebated and non-rebated systems).

NON-STANDARD WIDTH	EXTRA CHARGE
Width 100	70.00 (86.10)
Widths < 60	430.00 (528.90)
Non-standard width	210.00 (258.30)
NON-STANDARD HEIGHT	EXTRA CHARGE
Up to 60 mm shorter	60.00 (73.80)
More than 60 mm shorter (feasibility evaluated case by case)	220.00 (270.60)
Up to 240 mm longer (feasibility evaluated case by case)	220.00 (270.60)
Additional hinge (required for doors 110 mm to 240 mm longer)	25.00 (30.75)
Additional hinge for SIMPLE non-rebated system (required for doors 110 mm to 240 mm longer)	90.00 (110.70)
Change of lock position (recommended for doors with a non-standard height)	70.00 (86.10)
Modification of a model due to a non-standard door height	100.00 (123.00)
VENTILATION	EXTRA CHARGE
Ventilation undercut	30.00 (36.90)
Metal ventilation sleeves in nickel or bronze (pcs)	30.00 (36.90)
Plastic ventilation sleeves in matt black, white, gold, satin chrome or chrome (pcs)	16.00 (19.68)
Plastic air grille in matt silver for 80, 90 and 100 doors	60.00 (73.80)
OTHER	EXTRA CHARGE
Non-rebated door, SIMPLE system	200.00 (246.00)
Non-rebated door, wall-mounted standard sliding system, wall-mounted and pocket LOFT doors (excluding the PP colour group)	50.00 (61.50)
Inactive door leaf for a double leaf, width S2 in mm: 420-609	430.00 (528.90)
Inactive door leaf for a double leaf, width S2 in mm: 610, 710, 810, 910	90.00 (110.70)
Inactive door leaf for a double leaf, width S2 in mm: 1010	160.00 (196.80)
Drop down seal	99.00 (121.77)

### AVAILABLE COLOURS

#### PP GROUP



Supermatt White White Grain Supermatt Grey



Natural Grandson Oak

#### CPL GROUP



Uni White Luminous Grey Uni Grey



Uni Anthracite Walnut Uni Black

#### CLPL GROUP



Bleached Larch Old Oak

BRILLIANT BG-01, PP Natural Grandson Oak

# BRILLIANT BG /



COLOUR: PP Natural Grandson Oak



BG-01



BG-02



BG-03



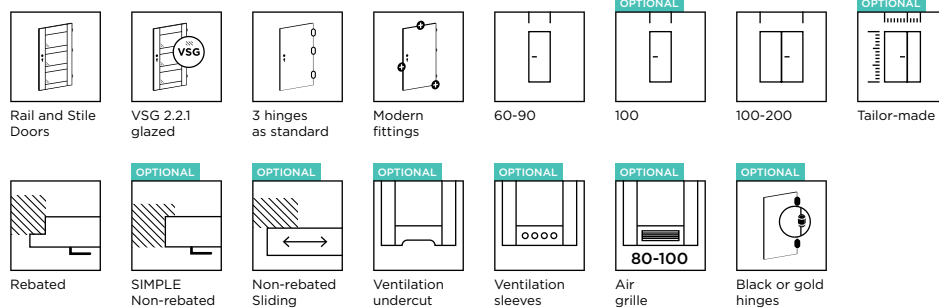
BG-04



BG-05



BG-06



## AVAILABLE WIDTHS

- 60, 70, 80, 90, other sizes available at an extra charge

## CONSTRUCTION

- A robust rail and stile construction made of wood and MDF

## DOOR FRAME VARIANTS

- Fixed: MDF
- Adjustable: DIN (available for wall thicknesses of min. 80 mm.)

## COMPONENTS

- VSG 2.2.1 satin glass, plain finish on both sides, 4 mm thick
- A mortise key lock (options include a turn and release lock, a lock with a euro profile cylinder or without the bottom hole)
- Nickel screw hinges (possible options are black or gold), 3 pcs.

## BRILLIANT BG PRICE LIST

Colour group	Price in PLN excl./ (inc.) VAT
	<b>Glass: Satin VSG 2.2.1</b>
PP	1130.00 (1389.90)
CPL	1060.00 (1303.80)
CLPL	1040.00 (1279.20)

The Satin VSG 2.2.1 glass can be replaced with the Black VSG 2.2.1 glass for an additional charge calculated on an individual basis.

## OPTIONS WITH AN EXTRA CHARGE

The products are available as per Polish standards. Cutting of doors to heights applicable according to Czech and Slovakian standards at no extra charge (for rebated and non-rebated systems).

NON-STANDARD WIDTH	EXTRA CHARGE
Width 100	70.00 (86.10)
Widths < 60	430.00 (528.90)
Non-standard width	210.00 (258.30)
NON-STANDARD HEIGHT	EXTRA CHARGE
Up to 60 mm shorter	60.00 (73.80)
More than 60 mm shorter (feasibility evaluated case by case)	220.00 (270.60)
Up to 240 mm longer (feasibility evaluated case by case)	220.00 (270.60)
Additional hinge (required for doors 110 mm to 240 mm longer)	25.00 (30.75)
Additional hinge for SIMPLE non-rebated system (required for doors 110 mm to 240 mm longer)	90.00 (110.70)
Change of lock position (recommended for doors with a non-standard height)	70.00 (86.10)
Modification of a model due to a non-standard door height	100.00 (123.00)
VENTILATION	EXTRA CHARGE
Ventilation undercut	30.00 (36.90)
Metal ventilation sleeves in nickel or bronze (pcs)	30.00 (36.90)
Plastic ventilation sleeves in matt black, white, gold, satin chrome or chrome (pcs)	16.00 (19.68)
Plastic air grille in matt silver for 80, 90 and 100 doors	60.00 (73.80)
OTHER	EXTRA CHARGE
Non-rebated door, SIMPLE system	200.00 (246.00)
Non-rebated door, wall-mounted standard sliding system, wall-mounted and pocket LOFT doors (excluding the PP colour group)	50.00 (61.50)
Inactive door leaf for a double leaf, width S2 in mm: 420-609	430.00 (528.90)
Inactive door leaf for a double leaf, width S2 in mm: 610, 710, 810, 910	90.00 (110.70)
Inactive door leaf for a double leaf, width S2 in mm: 1010	160.00 (196.80)
Drop down seal	99.00 (121.77)

## AVAILABLE COLOURS

### PP GROUP



Supermatt White White Grain Supermatt Grey



Natural Grandson Oak

### CPL GROUP



Uni White Luminous Grey Uni Grey



Uni Anthracite Walnut Uni Black

### CLPL GROUP



Bleached Larch Old Oak


NEW

BRILLIANT BH-01, CPL Uni Black

# BRILLIANT BH /



COLOUR: CPL Uni Black



BH-01




BH-02



BH-03

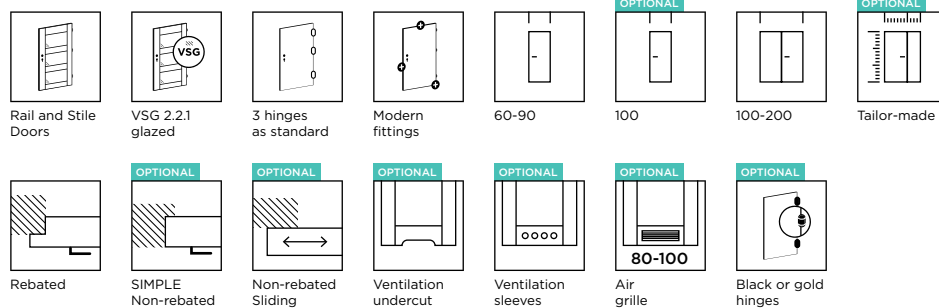


BH-04



BH-05





### AVAILABLE WIDTHS

- 60, 70, 80, 90, other sizes available at an extra charge

### CONSTRUCTION

- A robust rail and stile construction made of wood and MDF

### DOOR FRAME VARIANTS

- Fixed: MDF
- Adjustable: DIN (available for wall thicknesses of min. 80 mm.)

### COMPONENTS

- VSG 2.2.1 satin glass, plain finish on both sides, 4 mm thick
- A mortise key lock (options include a turn and release lock, a lock with a euro profile cylinder or without the bottom hole)
- Nickel screw hinges (possible options are black or gold), 3 pcs.

### BRILLIANT BH PRICE LIST

Colour group	Price in PLN excl./ (inc.) VAT
<b>Glass: Satin VSG 2.2.1</b>	
PP	1090.00 (1340.70)
CPL	1020.00 (1254.60)
CLPL	1000.00 (1230.00)

The Satin VSG 2.2.1 glass can be replaced with the Black VSG 2.2.1 glass for an additional charge calculated on an individual basis.

### OPTIONS WITH AN EXTRA CHARGE

The products are available as per Polish standards. Cutting of doors to heights applicable according to Czech and Slovakian standards at no extra charge (for rebated and non-rebated systems).

NON-STANDARD WIDTH	EXTRA CHARGE
Width 100	70.00 (86.10)
Widths < 60	430.00 (528.90)
Non-standard width	210.00 (258.30)
NON-STANDARD HEIGHT	EXTRA CHARGE
Up to 60 mm shorter	60.00 (73.80)
More than 60 mm shorter (feasibility evaluated case by case)	220.00 (270.60)
Up to 240 mm longer (feasibility evaluated case by case)	220.00 (270.60)
Additional hinge (required for doors 110 mm to 240 mm longer)	25.00 (30.75)
Additional hinge for SIMPLE non-rebated system (required for doors 110 mm to 240 mm longer)	90.00 (110.70)
Change of lock position (recommended for doors with a non-standard height)	70.00 (86.10)
Modification of a model due to a non-standard door height	100.00 (123.00)
VENTILATION	EXTRA CHARGE
Ventilation undercut	30.00 (36.90)
Metal ventilation sleeves in nickel or bronze (pcs)	30.00 (36.90)
Plastic ventilation sleeves in matt black, white, gold, satin chrome or chrome (pcs)	16.00 (19.68)
Plastic air grille in matt silver for 80, 90 and 100 doors	60.00 (73.80)
OTHER	EXTRA CHARGE
Non-rebated door, SIMPLE system	200.00 (246.00)
Non-rebated door, wall-mounted standard sliding system, wall-mounted and pocket LOFT doors (excluding the PP colour group)	50.00 (61.50)
Inactive door leaf for a double leaf, width S2 in mm: 420-609	430.00 (528.90)
Inactive door leaf for a double leaf, width S2 in mm: 610, 710, 810, 910	90.00 (110.70)
Inactive door leaf for a double leaf, width S2 in mm: 1010	160.00 (196.80)
Drop down seal	99.00 (121.77)

### AVAILABLE COLOURS

#### PP GROUP



Supermatt White White Grain Supermatt Grey



Natural Grandson Oak

#### CPL GROUP



Uni White Luminous Grey Uni Grey



Uni Anthracite Walnut Uni Black

#### CLPL GROUP



Bleached Larch Old Oak



BRILLIANT BO-01, CPL Uni White

# BRILLIANT BO /

COLOUR: CPL Uni White



BO-01



BO-02

Bevelled satin VSG 3.3.1  
(Satin bevel, opaque)



BO-03

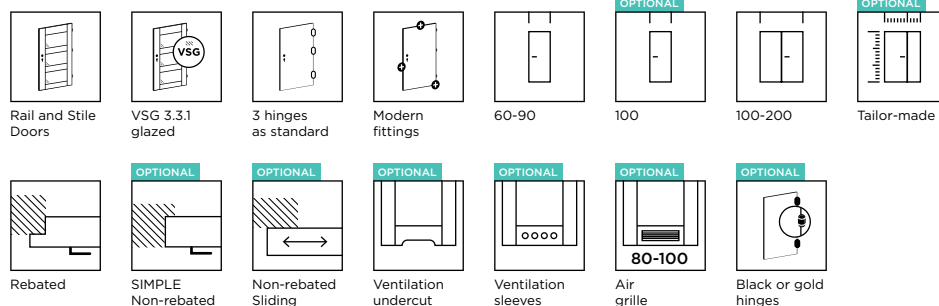
Bevelled clear  
VSG 3.3.1 glass



In BO-02 model: satin bevel and glass, opaque



In BO-03 model: clear bevel and glass



## AVAILABLE WIDTHS

- 60, 70, 80, 90, other sizes available at an extra charge

## CONSTRUCTION

- A robust rail and stile construction made of wood and MDF

## DOOR FRAME VARIANTS

- Fixed: MDF
- Adjustable: DIN (available for wall thicknesses of min. 80 mm.)

## COMPONENTS

- Bevelled satin VSG 3.3.1 glass, plain on both sides, 4 mm thick
- Optionally: Satin VSG 2.2.1 glass, clear on both sides, 4 mm thick (without bevel)
- A mortise key lock (options include a turn and release lock, a lock with a euro profile cylinder or without the bottom hole)
- Nickel screw hinges (possible options are black or gold), 3 pcs.

## BRILLIANT BO PRICE LIST

Colour group	Price in PLN excl./ (inc.) VAT	
	BO-01 Type	BO-02 and BO-03 Type Glass: Satin or clear VSG 3.3.1
PP	1080.00 (1328.40)	1310.00 (1611.30)
CPL	1010.00 (1242.30)	1270.00 (1562.10)
CLPL	990.00 (1217.70)	1260.00 (1549.80)

The Satin VSG 3.3.1 glass can be replaced with the Black VSG 3.3.1 glass for an additional charge calculated on an individual basis.

## OPTIONS WITH AN EXTRA CHARGE

The products are available as per Polish standards. Cutting of doors to heights applicable according to Czech and Slovakian standards at no extra charge (for rebated and non-rebated systems).

### NON-STANDARD WIDTH

	EXTRA CHARGE
Width 100	70.00 (86.10)
Widths < 60	430.00 (528.90)
Non-standard width	210.00 (258.30)

### NON-STANDARD HEIGHT

	EXTRA CHARGE
Up to 60 mm shorter	60.00 (73.80)
More than 60 mm shorter (feasibility evaluated case by case)	220.00 (270.60)
Up to 240 mm longer (feasibility evaluated case by case)	220.00 (270.60)
Additional hinge (required for doors 110 mm to 240 mm longer)	25.00 (30.75)
Additional hinge for SIMPLE non-rebated system (required for doors 110 mm to 240 mm longer)	90.00 (110.70)
Change of lock position (recommended for doors with a non-standard height)	70.00 (86.10)
Modification of a model due to a non-standard door height	100.00 (123.00)

### VENTILATION

	EXTRA CHARGE
Ventilation undercut	30.00 (36.90)
Metal ventilation sleeves in nickel or bronze (pcs)	30.00 (36.90)
Plastic ventilation sleeves in matt black, white, gold, satin chrome or chrome (pcs)	16.00 (19.68)
Plastic air grille in matt silver for 80, 90 and 100 doors	60.00 (73.80)

### OTHER

	EXTRA CHARGE
Non-rebated door, SIMPLE system	200.00 (246.00)
Non-rebated door, wall-mounted standard sliding system, wall-mounted and pocket LOFT doors (excluding the PP colour group)	50.00 (61.50)
Inactive door leaf for a double leaf, width S2 in mm: 420-609	430.00 (528.90)
Inactive door leaf for a double leaf, width S2 in mm: 610, 710, 810, 910	90.00 (110.70)
Inactive door leaf for a double leaf, width S2 in mm: 1010	160.00 (196.80)
Drop down seal	99.00 (121.77)

## AVAILABLE COLOURS

### PP GROUP



Supermatt White White Grain Supermatt Grey



Natural Grandson Oak

### CPL GROUP



Uni White Luminous Grey Uni Grey



Uni Anthracite Walnut Uni Black

### CLPL GROUP



Bleached Larch Old Oak

Non-standard heights are limited for the Model BO-01 doors. Doors featuring glazing are subject to extended lead times.

NEW



ELEGANTE EC-01, CPL Uni Black

# INTERNAL DOORS

## ／ **ELEGANTE**

Contemporary design combined with the highest quality materials are a guarantee of elegance for every interior.

NEW

ELEGANTE EA-01, CPL Uni Black

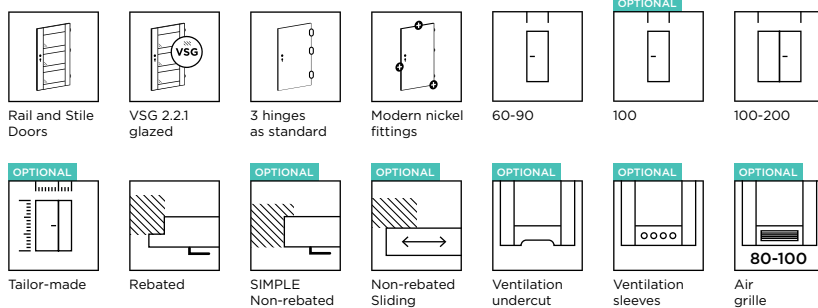
ELEGANTE  
EA /

COLOUR: CPL Uni Black



EA-01  
Glass:  
Transparent  
VSG 2.2.1

EA-02  
Glass:  
Satin  
VSG 2.2.1



### AVAILABLE WIDTHS

- 60, 70, 80, 90, other sizes available at an extra charge

### CONSTRUCTION

- A robust rail and stile construction made of MDF

### DOOR FRAME VARIANTS

- Fixed: timber and MDF
- Adjustable: DIN, DUALE, ZOS

### COMPONENTS

- Clear VSG 2.2.1 glass or Satin VSG 2.2.1 glass
- A mortise key lock (options include a turn and release lock, a lock with a euro profile cylinder or without the bottom hole)
- Screw hinges, 3 pcs.

### ELEGANTE EA PRICE LIST

Colour group	Price in PLN excl./.(inc.) VAT	
	EA-01 Glass: Transparent VSG 2.2.1	EA-02 Glass: Satin VSG 2.2.1
PP	1450.00 (1783.50)	1660.00 (2041.80)
CPL	1400.00 (1722.00)	1610.00 (1980.30)
CLPL	1395.00 (1715.85)	1600.00 (1968.00)
FF	1350.00 (1660.50)	1560.00 (1918.80)


### OPTIONS WITH AN EXTRA CHARGE

The product is available as per Polish, Czech and Slovakian standards. Non-standard sizes available as per Polish standards.


NON-STANDARD WIDTH	EXTRA CHARGE
Width 100	70.00 (86.10)
Widths < 60	430.00 (528.90)
Non-standard width	210.00 (258.30)
NON-STANDARD HEIGHT	EXTRA CHARGE
Up to 60 mm shorter	60.00 (73.80)
More than 60 mm shorter (feasibility evaluated case by case)	220.00 (270.60)
Up to 470 mm longer (feasibility evaluated case by case)	220.00 (270.60)
Additional hinge (required for doors 110 mm to 470 mm longer)	25.00 (30.75)
Additional hinge for SIMPLE non-rebated system (required for doors 110 mm to 470 mm longer)	90.00 (110.70)
Change of lock position (recommended for doors with a non-standard height)	70.00 (86.10)
VENTILATION	EXTRA CHARGE
Ventilation undercut	30.00 (36.90)
Metal ventilation sleeves in nickel or bronze (pcs)	30.00 (36.90)
Plastic ventilation sleeves in matt black, white, gold, satin chrome or chrome (pcs)	16.00 (19.68)
Plastic air grille in matt silver for 80, 90 and 100 doors	60.00 (73.80)
OTHER	EXTRA CHARGE
Non-rebated door, SIMPLE system	200.00 (246.00)
Non-rebated door, wall-mounted standard sliding system, wall-mounted and pocket LOFT doors	50.00 (61.50)
Inactive door leaf for a double leaf, width S2 in mm: 420-609	430.00 (528.90)
Inactive door leaf for a double leaf, width S2 in mm: 610, 710, 810, 910	90.00 (110.70)
Inactive door leaf for a double leaf, width S2 in mm: 1010	160.00 (196.80)
Drop down seal	99.00 (121.77)

### AVAILABLE COLOURS


#### PP GROUP



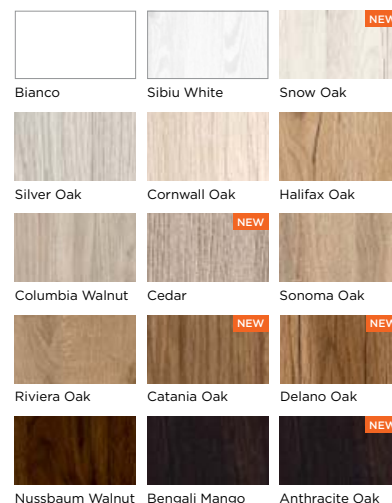
#### CPL GROUP



#### CLPL GROUP



#### FF GROUP



NEW

ELEGANTE EB-02, F Catania Oak

ELEGANTE  
**EB** /



COLOUR: CPL Uni Black

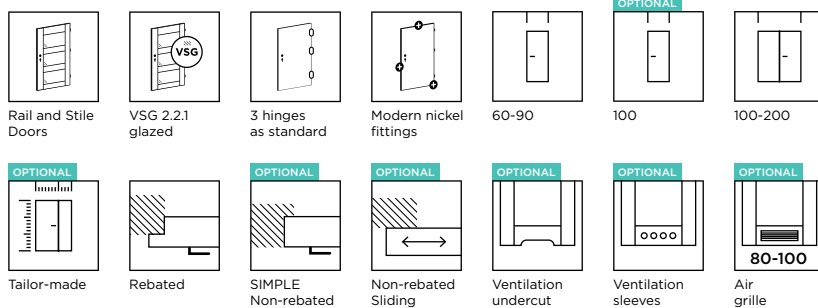


EB-01  
Glass:  
Transparent  
VSG 2.2.1



EB-02  
Glass:  
Satin  
VSG 2.2.1





### AVAILABLE WIDTHS

- 60, 70, 80, 90, other sizes available at an extra charge

### CONSTRUCTION

- A robust rail and stile construction made of MDF

### DOOR FRAME VARIANTS

- Fixed: timber and MDF
- Adjustable: DIN, DUALE, ZOS

### COMPONENTS


- Clear VSG 2.2.1 glass or Satin VSG 2.2.1 glass
- A mortise key lock (options include a turn and release lock, a lock with a euro profile cylinder or without the bottom hole)
- Screw hinges, 3 pcs.

### ELEGANTE EB PRICE LIST


Colour group	Price in PLN excl./.(inc.) VAT	
	EB-01 Glass: Transparent VSG 2.2.1	EB-02 Glass: Satin VSG 2.2.1
PP	1450.00 (1783.50)	1660.00 (2041.80)
CPL	1400.00 (1722.00)	1610.00 (1980.30)
CLPL	1395.00 (1715.85)	1600.00 (1968.00)
FF	1350.00 (1660.50)	1560.00 (1918.80)

### AVAILABLE COLOURS


#### PP GROUP



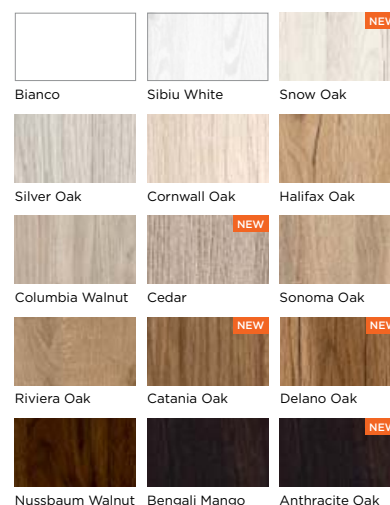
#### CPL GROUP



#### CLPL GROUP



#### FF GROUP



### OPTIONS WITH AN EXTRA CHARGE

The product is available as per Polish, Czech and Slovakian standards. Non-standard sizes available as per Polish standards.

NON-STANDARD WIDTH	EXTRA CHARGE
Width 100	70.00 (86.10)
Widths < 60	430.00 (528.90)
Non-standard width	210.00 (258.30)
NON-STANDARD HEIGHT	EXTRA CHARGE
Up to 60 mm shorter	60.00 (73.80)
More than 60 mm shorter (feasibility evaluated case by case)	220.00 (270.60)
Up to 470 mm longer (feasibility evaluated case by case)	220.00 (270.60)
Additional hinge (required for doors 110 mm to 470 mm longer)	25.00 (30.75)
Additional hinge for SIMPLE non-rebated system (required for doors 110 mm to 470 mm longer)	90.00 (110.70)
Change of lock position (recommended for doors with a non-standard height)	70.00 (86.10)
VENTILATION	EXTRA CHARGE
Ventilation undercut	30.00 (36.90)
Metal ventilation sleeves in nickel or bronze (pcs)	30.00 (36.90)
Plastic ventilation sleeves in matt black, white, gold, satin chrome or chrome (pcs)	16.00 (19.68)
Plastic air grille in matt silver for 80, 90 and 100 doors	60.00 (73.80)
OTHER	EXTRA CHARGE
Non-rebated door, SIMPLE system	200.00 (246.00)
Non-rebated door, wall-mounted standard sliding system, wall-mounted and pocket LOFT doors	50.00 (61.50)
Inactive door leaf for a double leaf, width S2 in mm: 420-609	430.00 (528.90)
Inactive door leaf for a double leaf, width S2 in mm: 610, 710, 810, 910	90.00 (110.70)
Inactive door leaf for a double leaf, width S2 in mm: 1010	160.00 (196.80)
Drop down seal	99.00 (121.77)

NEW

ELEGANTE EC-01, CPL Uni Black

ELEGANTE  
**EC** /

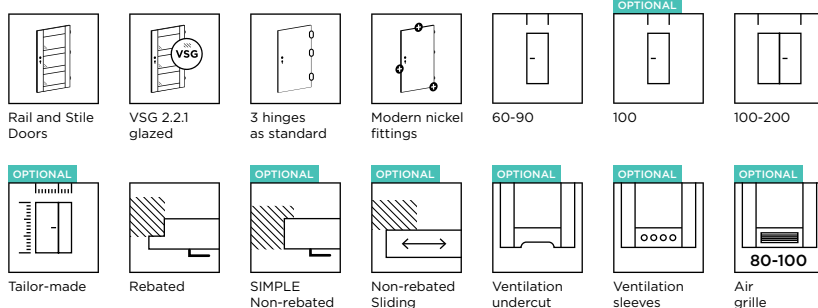


COLOUR: CPL Uni Black



EC-01  
Glass:  
Transparent  
VSG 2.2.1

EC-02  
Glass:  
Satin  
VSG 2.2.1



### AVAILABLE WIDTHS

- 60, 70, 80, 90, other sizes available at an extra charge

### CONSTRUCTION

- A robust rail and stile construction made of MDF

### DOOR FRAME VARIANTS

- Fixed: timber and MDF
- Adjustable: DIN, DUALE, ZOS

### COMPONENTS


- Clear VSG 2.2.1 glass or Satin VSG 2.2.1 glass
- A mortise key lock (options include a turn and release lock, a lock with a euro profile cylinder or without the bottom hole)
- Screw hinges, 3 pcs.

### ELEGANTE EC PRICE LIST


Colour group	Price in PLN excl./.(inc.) VAT	
	EC-01 Glass: Transparent VSG 2.2.1	EC-02 Glass: Satin VSG 2.2.1
PP	1450.00 (1783.50)	1660.00 (2041.80)
CPL	1400.00 (1722.00)	1610.00 (1980.30)
CLPL	1395.00 (1715.85)	1600.00 (1968.00)
FF	1350.00 (1660.50)	1560.00 (1918.80)

### AVAILABLE COLOURS


#### PP GROUP



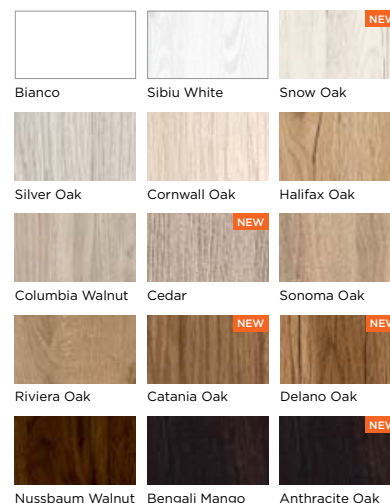
#### CPL GROUP



#### CLPL GROUP



#### FF GROUP



### OPTIONS WITH AN EXTRA CHARGE

The product is available as per Polish, Czech and Slovakian standards. Non-standard sizes available as per Polish standards.

NON-STANDARD WIDTH	EXTRA CHARGE
Width 100	70.00 (86.10)
Widths < 60	430.00 (528.90)
Non-standard width	210.00 (258.30)
NON-STANDARD HEIGHT	EXTRA CHARGE
Up to 60 mm shorter	60.00 (73.80)
More than 60 mm shorter (feasibility evaluated case by case)	220.00 (270.60)
Up to 470 mm longer (feasibility evaluated case by case)	220.00 (270.60)
Additional hinge (required for doors 110 mm to 470 mm longer)	25.00 (30.75)
Additional hinge for SIMPLE non-rebated system (required for doors 110 mm to 470 mm longer)	90.00 (110.70)
Change of lock position (recommended for doors with a non-standard height)	70.00 (86.10)
VENTILATION	EXTRA CHARGE
Ventilation undercut	30.00 (36.90)
Metal ventilation sleeves in nickel or bronze (pcs)	30.00 (36.90)
Plastic ventilation sleeves in matt black, white, gold, satin chrome or chrome (pcs)	16.00 (19.68)
Plastic air grille in matt silver for 80, 90 and 100 doors	60.00 (73.80)
OTHER	EXTRA CHARGE
Non-rebated door, SIMPLE system	200.00 (246.00)
Non-rebated door, wall-mounted standard sliding system, wall-mounted and pocket LOFT doors	50.00 (61.50)
Inactive door leaf for a double leaf, width S2 in mm: 420-609	430.00 (528.90)
Inactive door leaf for a double leaf, width S2 in mm: 610, 710, 810, 910	90.00 (110.70)
Inactive door leaf for a double leaf, width S2 in mm: 1010	160.00 (196.80)
Drop down seal	99.00 (121.77)

NEW

ELEGANTE-ED-02\_FF Snow Oak

ELEGANTE  
ED /

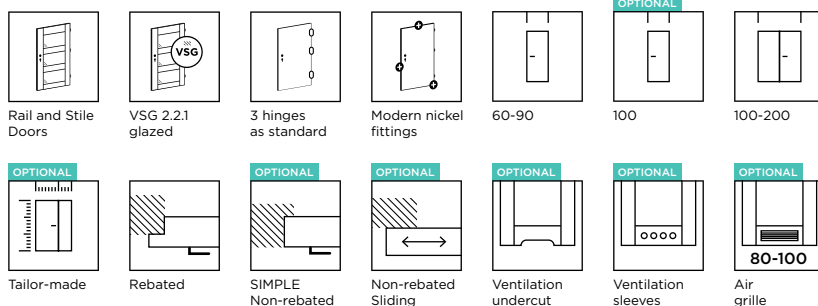


COLOUR: CPL Uni Black



ED-01  
Glass:  
Transparent  
VSG 2.2.1

ED-02  
Glass:  
Satin  
VSG 2.2.1



### AVAILABLE WIDTHS

- 60, 70, 80, 90, other sizes available at an extra charge

### CONSTRUCTION

- A robust rail and stile construction made of MDF

### DOOR FRAME VARIANTS

- Fixed: timber and MDF
- Adjustable: DIN, DUALE, ZOS

### COMPONENTS

- Clear VSG 2.2.1 glass or Satin VSG 2.2.1 glass
- A mortise key lock (options include a turn and release lock, a lock with a euro profile cylinder or without the bottom hole)
- Screw hinges, 3 pcs.

### ELEGANTE ED PRICE LIST

Colour group	Price in PLN excl./.(inc.) VAT	
	ED-01 Glass: Transparent VSG 2.2.1	ED-02 Glass: Satin VSG 2.2.1
PP	1450.00 (1783.50)	1660.00 (2041.80)
CPL	1400.00 (1722.00)	1610.00 (1980.30)
CLPL	1395.00 (1715.85)	1600.00 (1968.00)
FF	1350.00 (1660.50)	1560.00 (1918.80)


### OPTIONS WITH AN EXTRA CHARGE

The product is available as per Polish, Czech and Slovakian standards. Non-standard sizes available as per Polish standards.

NON-STANDARD WIDTH	EXTRA CHARGE
Width 100	70.00 (86.10)
Widths < 60	430.00 (528.90)
Non-standard width	210.00 (258.30)
NON-STANDARD HEIGHT	EXTRA CHARGE
Up to 60 mm shorter	60.00 (73.80)
More than 60 mm shorter (feasibility evaluated case by case)	220.00 (270.60)
Up to 470 mm longer (feasibility evaluated case by case)	220.00 (270.60)
Additional hinge (required for doors 110 mm to 470 mm longer)	25.00 (30.75)
Additional hinge for SIMPLE non-rebated system (required for doors 110 mm to 470 mm longer)	90.00 (110.70)
Change of lock position (recommended for doors with a non-standard height)	70.00 (86.10)
VENTILATION	EXTRA CHARGE
Ventilation undercut	30.00 (36.90)
Metal ventilation sleeves in nickel or bronze (pcs)	30.00 (36.90)
Plastic ventilation sleeves in matt black, white, gold, satin chrome or chrome (pcs)	16.00 (19.68)
Plastic air grille in matt silver for 80, 90 and 100 doors	60.00 (73.80)
OTHER	EXTRA CHARGE
Non-rebated door, SIMPLE system	200.00 (246.00)
Non-rebated door, wall-mounted standard sliding system, wall-mounted and pocket LOFT doors	50.00 (61.50)
Inactive door leaf for a double leaf, width S2 in mm: 420-609	430.00 (528.90)
Inactive door leaf for a double leaf, width S2 in mm: 610, 710, 810, 910	90.00 (110.70)
Inactive door leaf for a double leaf, width S2 in mm: 1010	160.00 (196.80)
Drop down seal	99.00 (121.77)

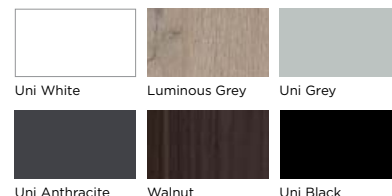
### AVAILABLE COLOURS

#### PP GROUP




Supermatt White Natural Grandson Oak

#### CPL GROUP



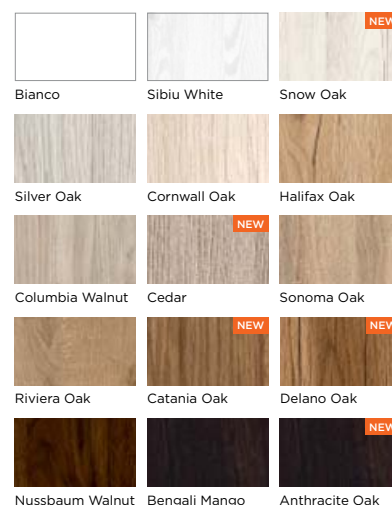
Uni White Luminous Grey Uni Grey  
Uni Anthracite Walnut Uni Black

#### CLPL GROUP



Bleached Larch Honey Oak Spanish Oak  
Old Oak

#### FF GROUP



Bianco Sibiu White Snow Oak  
Silver Oak Cornwall Oak Halifax Oak  
Columbia Walnut Cedar Sonoma Oak  
Riviera Oak Catania Oak Delano Oak  
Nussbaum Walnut Bengali Mango Anthracite Oak



PRESTIGE PO-02, CPL Uni White

# INTERNAL DOORS

## ／ **PRESTIGE**

A subtle complement or a striking contrast? PRESTIGE collection doors combine elegance with an interesting form. They guarantee privacy and add a unique character to your interior.



PRESTIGE PA-02, FF Bengali Mango

PRESTIGE  
PA /

COLOUR: FF Riviera Oak



PA-01

PA-02

PA-03

PA-04

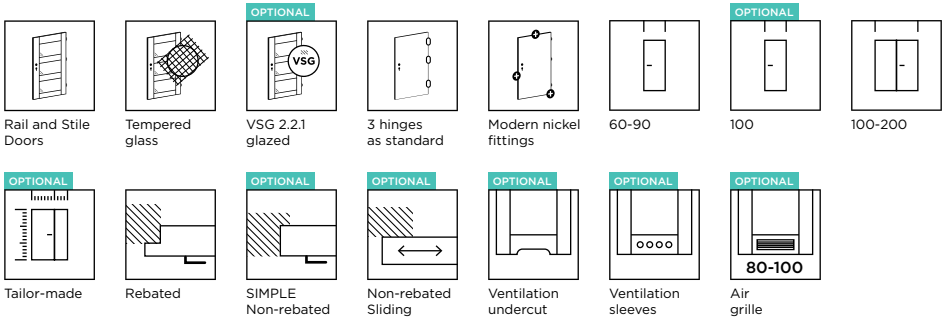
PA-05

PA-06

PA-07

PA-08





**AVAILABLE WIDTHS**

- 60, 70, 80, 90, other sizes available at an extra charge

**CONSTRUCTION**

- A robust rail and stile construction made of MDF

**DOOR FRAME VARIANTS**

- Fixed: timber and MDF
- Adjustable: DIN, DUALE, ZOS

**COMPONENTS**

- Tempered Satin glass, 4 mm thick
- Option: VSG 2.2.1 Satin glass, plain finish on both sides
- A mortise key lock (options include a turn and release lock, a lock with a euro profile cylinder or without the bottom hole)
- Screw hinges, 3 pcs.

**PRESTIGE PA PRICE LIST**

Colour group	Price in PLN excl./ (inc.) VAT	
	Glass: Tempered Satin	Glass: Satin VSG 2.2.1
CPL	742.00 (912.66)	Price, see adjacent column + extra charge, see table below
CLPL	730.00 (897.90)	
FF	647.00 (795.81)	

**EXTRA CHARGE FOR GLAZING CHANGE - SATIN VSG 2.2.1 GLASS**

PA-01	PA-02	PA-03	PA-04	PA-05	PA-06	PA-07	PA-08
-	259.00 (318.57)	111.00 (136.53)	148.00 (182.04)	185.00 (227.55)	111.00 (136.53)	74.00 (91.02)	148.00 (182.04)

The Satin VSG 2.2.1 glass can be replaced with the Black VSG 2.2.1 glass for an additional charge calculated on an individual basis.

**OPTIONS WITH AN EXTRA CHARGE**


The product is available as per Polish, Czech and Slovakian standards. Non-standard sizes available as per Polish standards.

NON-STANDARD WIDTH	EXTRA CHARGE
Width 100	70.00 (86.10)
Widths < 60	430.00 (528.90)
Non-standard width, Door with Satin Deco, Lacomat* or VSG 2.2.1 Satin glass	210.00 (258.30)
NON-STANDARD HEIGHT	EXTRA CHARGE
Up to 60 mm shorter	60.00 (73.80)
More than 60 mm shorter (feasibility evaluated case by case)	
Door with Satin Deco, Lacomat or VSG 2.2.1 Satin glass.	220.00 (270.60)
Up to 470 mm longer (feasibility evaluated case by case)	
Door with Satin Deco, Lacomat or VSG 2.2.1 Satin glass.	220.00 (270.60)
Additional hinge (required for doors 110 mm to 470 mm longer)	25.00 (30.75)
Additional hinge for SIMPLE non-rebated system (required for doors 110 mm to 470 mm longer)	90.00 (110.70)
Change of lock position (recommended for doors with a non-standard height)	70.00 (86.10)
Modification of a model due to a non-standard door height	100.00 (123.00)
VENTILATION	EXTRA CHARGE
Ventilation undercut	30.00 (36.90)
Metal ventilation sleeves in nickel or bronze (pcs)	30.00 (36.90)
Plastic ventilation sleeves in matt black, white, gold, satin chrome or chrome (pcs)	16.00 (19.68)
Plastic air grille in matt silver for 80, 90 and 100 doors	60.00 (73.80)
OTHER	EXTRA CHARGE
Non-rebated door, SIMPLE system	200.00 (246.00)
Non-rebated door, wall-mounted standard sliding system, wall-mounted and pocket LOFT doors	50.00 (61.50)
Inactive door leaf for a double leaf, width S2 in mm: 420-609	430.00 (528.90)
Inactive door leaf for a double leaf, width S2 in mm: 610, 710, 810, 910	90.00 (110.70)
Inactive door leaf for a double leaf, width S2 in mm: 1010	160.00 (196.80)
Drop down seal	99.00 (121.77)


\*While stocks last

**AVAILABLE COLOURS**

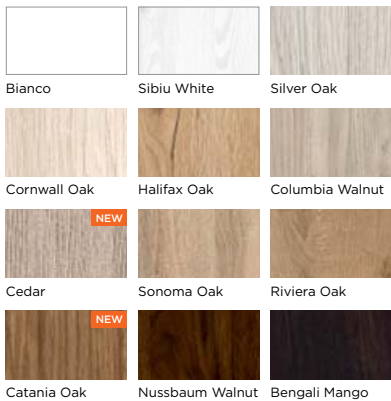
**CPL GROUP**      



**CLPL GROUP**      



**FF GROUP**      



PRESTIGE AN-02, FF Bianco

# PRESTIGE AN /

COLOUR: FF Columbia Walnut



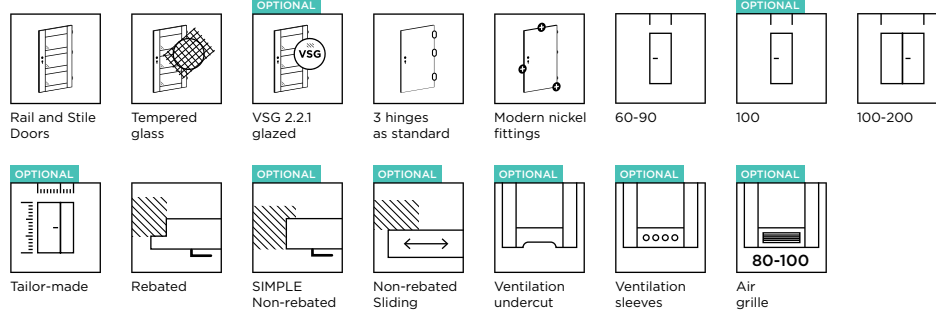
AN-01



AN-02



AN-03



### AVAILABLE WIDTHS

- 60, 70, 80, 90, other sizes available at an extra charge

### CONSTRUCTION

- A robust rail and stile construction made of MDF

### DOOR FRAME VARIANTS

- Fixed: timber and MDF
- Adjustable: DIN, DUALE, ZOS

### COMPONENTS

- Tempered Satin glass, 4 mm thick
- Option: VSG 2.2.1 Satin glass, plain finish on both sides
- A mortise key lock (options include a turn and release lock, a lock with a euro profile cylinder or without the bottom hole)
- Screw hinges, 3 pcs.

### PRESTIGE AN PRICE LIST

Colour group	Price in PLN excl./ (inc.) VAT	
	Glass: Tempered Satin	Glass: Satin VSG 2.2.1
PP	780.00 (959.40)	
CPL	720.00 (885.60)	Price, see adjacent column + extra charge, see table below
CLPL	707.00 (869.61)	
FF	609.00 (749.07)	

### EXTRA CHARGE FOR GLAZING CHANGE - SATIN VSG 2.2.1 GLASS

AN-01	AN-02	AN-03
-	168.00 (206.64)	56.00 (68.88)

The Satin VSG 2.2.1 glass can be replaced with the Black VSG 2.2.1 glass for an additional charge calculated on an individual basis.

### OPTIONS WITH AN EXTRA CHARGE


The product is available as per Polish, Czech and Slovakian standards. Non-standard sizes available as per Polish standards.

NON-STANDARD WIDTH	EXTRA CHARGE
Width 100	70.00 (86.10)
Widths < 60	430.00 (528.90)
Non-standard width, Door with Satin Deco, Lacomat* or VSG 2.2.1 Satin glass	210.00 (258.30)
NON-STANDARD HEIGHT	EXTRA CHARGE
Up to 60 mm shorter	60.00 (73.80)
More than 60 mm shorter (feasibility evaluated case by case)	
Door with Satin Deco, Lacomat or VSG 2.2.1 Satin glass.	220.00 (270.60)
Up to 470 mm longer (feasibility evaluated case by case)	
Door with Satin Deco, Lacomat or VSG 2.2.1 Satin glass.	220.00 (270.60)
Additional hinge (required for doors 110 mm to 470 mm longer)	25.00 (30.75)
Additional hinge for SIMPLE non-rebated system (required for doors 110 mm to 470 mm longer)	90.00 (110.70)
Change of lock position (recommended for doors with a non-standard height)	70.00 (86.10)
Modification of a model due to a non-standard door height	100.00 (123.00)
VENTILATION	EXTRA CHARGE
Ventilation undercut	30.00 (36.90)
Metal ventilation sleeves in nickel or bronze (pcs)	30.00 (36.90)
Plastic ventilation sleeves in matt black, white, gold, satin chrome or chrome (pcs)	16.00 (19.68)
Plastic air grille in matt silver for 80, 90 and 100 doors	60.00 (73.80)
OTHER	EXTRA CHARGE
Non-rebated door, SIMPLE system	200.00 (246.00)
Non-rebated door, wall-mounted standard sliding system, wall-mounted and pocket LOFT doors	50.00 (61.50)
Inactive door leaf for a double leaf, width S2 in mm: 420-609	430.00 (528.90)
Inactive door leaf for a double leaf, width S2 in mm: 610, 710, 810, 910	90.00 (110.70)
Inactive door leaf for a double leaf, width S2 in mm: 1010	160.00 (196.80)
Drop down seal	99.00 (121.77)


\*While stocks last

### AVAILABLE COLOURS


#### PP GROUP



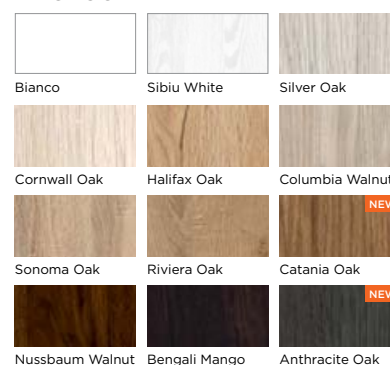
#### CPL GROUP



#### CLPL GROUP



#### FF GROUP



PRESTIGE PB-02, CPL Uni White

# PRESTIGE PB /



COLOUR: FF Nussbaum Walnut



PB-01



PB-02



PB-03



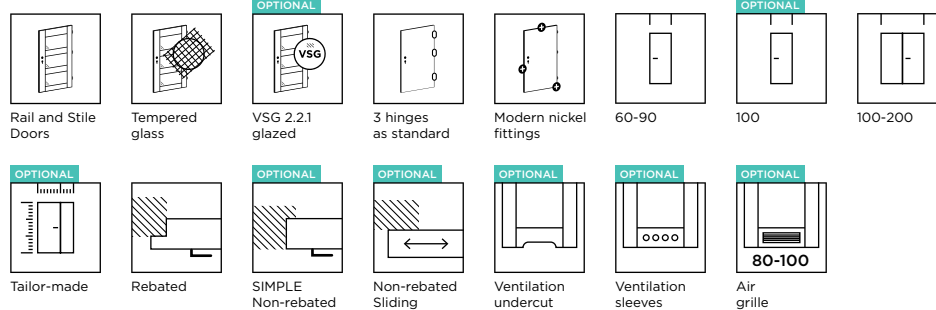
PB-04



PB-05



PB-06



### AVAILABLE WIDTHS

- 60, 70, 80, 90, other sizes available at an extra charge

### CONSTRUCTION

- A robust rail and stile construction made of MDF

### DOOR FRAME VARIANTS

- Fixed: timber and MDF
- Adjustable: DIN, DUALE, ZOS

### COMPONENTS

- Tempered Satin glass, 4 mm thick
- Option: VSG 2.2.1 Satin glass, plain finish on both sides
- A mortise key lock (options include a turn and release lock, a lock with a euro profile cylinder or without the bottom hole)
- Screw hinges, 3 pcs.

### PRESTIGE PB PRICE LIST

Colour group	Price in PLN excl./ (inc.) VAT	
	Glass: Tempered Satin	Glass: Satin VSG 2.2.1
PP	805.00 (990.15)	
CPL	740.00 (910.20)	Price, see adjacent column + extra charge, see table below
CLPL	725.00 (891.75)	
FF	617.00 (758.91)	

### EXTRA CHARGE FOR GLAZING CHANGE - SATIN VSG 2.2.1 GLASS

PB-01	PB-02	PB-03	PB-04	PB-05	PB-06
-	147.00 (180.81)	63.00 (77.49)	84.00 (103.32)	105.00 (129.15)	63.00 (77.49)

The Satin VSG 2.2.1 glass can be replaced with the Black VSG 2.2.1 glass for an additional charge calculated on an individual basis.

### OPTIONS WITH AN EXTRA CHARGE


The product is available as per Polish, Czech and Slovakian standards. Non-standard sizes available as per Polish standards.

NON-STANDARD WIDTH	EXTRA CHARGE
Width 100	70.00 (86.10)
Widths < 60	430.00 (528.90)
Non-standard width, Door with Satin Deco, Lacomat* or VSG 2.2.1 Satin glass	210.00 (258.30)
NON-STANDARD HEIGHT	EXTRA CHARGE
Up to 60 mm shorter	60.00 (73.80)
More than 60 mm shorter (feasibility evaluated case by case) Door with Satin Deco, Lacomat or VSG 2.2.1 Satin glass.	220.00 (270.60)
Up to 470 mm longer (feasibility evaluated case by case) Door with Satin Deco, Lacomat or VSG 2.2.1 Satin glass.	220.00 (270.60)
Additional hinge (required for doors 110 mm to 470 mm longer)	25.00 (30.75)
Additional hinge for SIMPLE non-rebated system (required for doors 110 mm to 470 mm longer)	90.00 (110.70)
Change of lock position (recommended for doors with a non-standard height)	70.00 (86.10)
Modification of a model due to a non-standard door height	100.00 (123.00)
VENTILATION	EXTRA CHARGE
Ventilation undercut	30.00 (36.90)
Metal ventilation sleeves in nickel or bronze (pcs)	30.00 (36.90)
Plastic ventilation sleeves in matt black, white, gold, satin chrome or chrome (pcs)	16.00 (19.68)
Plastic air grille in matt silver for 80, 90 and 100 doors	60.00 (73.80)
OTHER	EXTRA CHARGE
Non-rebated door, SIMPLE system	200.00 (246.00)
Non-rebated door, wall-mounted standard sliding system, wall-mounted and pocket LOFT doors	50.00 (61.50)
Inactive door leaf for a double leaf, width S2 in mm: 420-609	430.00 (528.90)
Inactive door leaf for a double leaf, width S2 in mm: 610, 710, 810, 910	90.00 (110.70)
Inactive door leaf for a double leaf, width S2 in mm: 1010	160.00 (196.80)
Drop down seal	99.00 (121.77)


\*While stocks last

### AVAILABLE COLOURS


#### PP GROUP



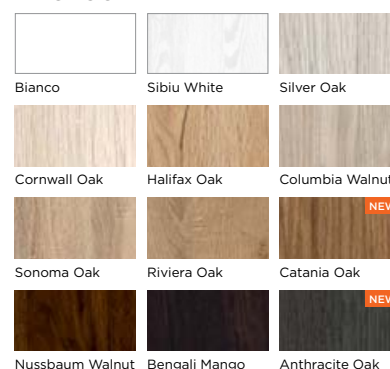
#### CPL GROUP



#### CLPL GROUP



#### FF GROUP



PRESTIGE PC-02, FF Nussbaum Walnut

# PRESTIGE PC /



COLOUR: FF Sonoma Oak



PC-01



PC-02



PC-03



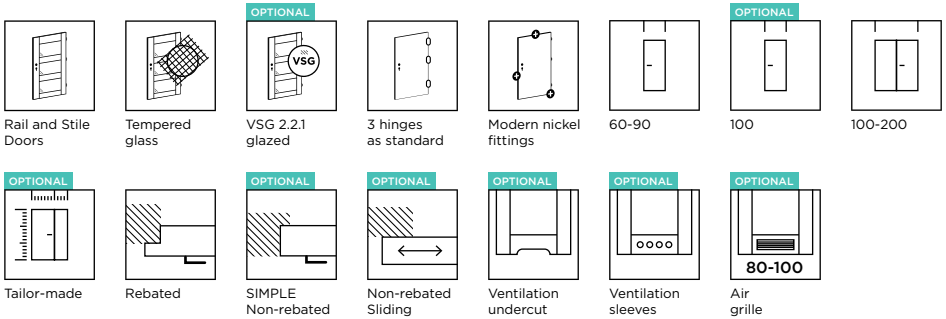
PC-04



PC-05



PC-06



**AVAILABLE WIDTHS**

- 60, 70, 80, 90, other sizes available at an extra charge

**CONSTRUCTION**

- A robust rail and stile construction made of MDF

**DOOR FRAME VARIANTS**

- Fixed: timber and MDF
- Adjustable: DIN, DUALE, ZOS

**COMPONENTS**

- Tempered Satin glass, 4 mm thick
- Option: VSG 2.2.1 Satin glass, plain finish on both sides
- A mortise key lock (options include a turn and release lock, a lock with a euro profile cylinder or without the bottom hole)
- Screw hinges, 3 pcs.

**PRESTIGE PC PRICE LIST**

Colour group	Price in PLN excl./ (inc.) VAT	
	Glass: Tempered Satin	Glass: Satin VSG 2.2.1
CPL	762.00 (937.26)	Price, see adjacent column + extra charge, see table below
CLPL	752.00 (924.96)	
FF	679.00 (835.17)	

**EXTRA CHARGE FOR GLAZING CHANGE - SATIN VSG 2.2.1 GLASS**

PC-01	PC-02	PC-03	PC-04	PC-05	PC-06
-	329.00 (404.67)	139.00 (170.97)	139.00 (170.97)	234.00 (287.82)	44.00 (54.12)

The Satin VSG 2.2.1 glass can be replaced with the Black VSG 2.2.1 glass for an additional charge calculated on an individual basis.

**OPTIONS WITH AN EXTRA CHARGE**


The product is available as per Polish, Czech and Slovakian standards. Non-standard sizes available as per Polish standards.

NON-STANDARD WIDTH	EXTRA CHARGE
Width 100	70.00 (86.10)
Widths < 60	430.00 (528.90)
Non-standard width, Door with Satin Deco, Lacomat* or VSG 2.2.1 Satin glass	210.00 (258.30)
NON-STANDARD HEIGHT	EXTRA CHARGE
Up to 60 mm shorter	60.00 (73.80)
More than 60 mm shorter (feasibility evaluated case by case)	220.00 (270.60)
Door with Satin Deco, Lacomat or VSG 2.2.1 Satin glass.	
Up to 470 mm longer (feasibility evaluated case by case)	220.00 (270.60)
Door with Satin Deco, Lacomat or VSG 2.2.1 Satin glass.	
Additional hinge (required for doors 110 mm to 470 mm longer)	25.00 (30.75)
Additional hinge for SIMPLE non-rebated system (required for doors 110 mm to 470 mm longer)	90.00 (110.70)
Change of lock position (recommended for doors with a non-standard height)	70.00 (86.10)
Modification of a model due to a non-standard door height	100.00 (123.00)
VENTILATION	EXTRA CHARGE
Ventilation undercut	30.00 (36.90)
Metal ventilation sleeves in nickel or bronze (pcs)	30.00 (36.90)
Plastic ventilation sleeves in matt black, white, gold, satin chrome or chrome (pcs)	16.00 (19.68)
Plastic air grille in matt silver for 80, 90 and 100 doors	60.00 (73.80)
OTHER	EXTRA CHARGE
Non-rebated door, SIMPLE system	200.00 (246.00)
Non-rebated door, wall-mounted standard sliding system, wall-mounted and pocket LOFT doors	50.00 (61.50)
Inactive door leaf for a double leaf, width S2 in mm: 420-609	430.00 (528.90)
Inactive door leaf for a double leaf, width S2 in mm: 610, 710, 810, 910	90.00 (110.70)
Inactive door leaf for a double leaf, width S2 in mm: 1010	160.00 (196.80)
Drop down seal	99.00 (121.77)


\*While stocks last

**AVAILABLE COLOURS**

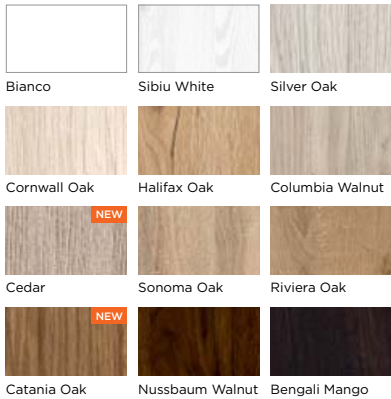
**CPL GROUP**      



**CLPL GROUP**      



**FF GROUP**      



PRESTIGE PE-02, CPL Uni / Anthracite

# PRESTIGE PE /



COLOUR: FF Sibiu White



PE-01



PE-02



PE-03

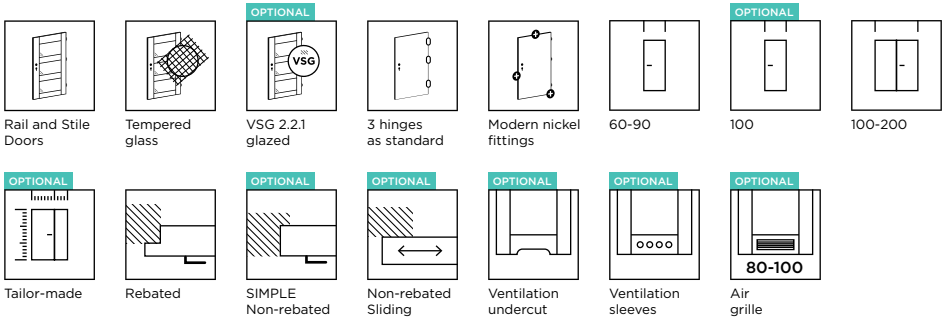


PE-04



PE-05





**AVAILABLE WIDTHS**

- 60, 70, 80, 90, other sizes available at an extra charge

**CONSTRUCTION**

- A robust rail and stile construction made of MDF

**DOOR FRAME VARIANTS**

- Fixed: timber and MDF
- Adjustable: DIN, DUALE, ZOS

**COMPONENTS**

- Tempered Satin glass, 4 mm thick
- Option: VSG 2.2.1 Satin glass, plain finish on both sides
- A mortise key lock (options include a turn and release lock, a lock with a euro profile cylinder or without the bottom hole)
- Screw hinges, 3 pcs.

**PRESTIGE PE PRICE LIST**

Colour group	Price in PLN excl./ (inc.) VAT	
	Glass: Tempered Satin	Glass: Satin VSG 2.2.1
PP	765.00 (940.95)	
CPL	698.00 (858.54)	Price, see adjacent column + extra charge, see table below
CLPL	680.00 (836.40)	
FF	563.00 (692.49)	

**EXTRA CHARGE FOR GLAZING CHANGE - SATIN VSG 2.2.1 GLASS**

PE-01	PE-02	PE-03	PE-04	PE-05
-	60.00 (73.80)	30.00 (36.90)	30.00 (36.90)	30.00 (36.90)

The Satin VSG 2.2.1 glass can be replaced with the Black VSG 2.2.1 glass for an additional charge calculated on an individual basis.

**OPTIONS WITH AN EXTRA CHARGE**


The product is available as per Polish, Czech and Slovakian standards. Non-standard sizes available as per Polish standards.

NON-STANDARD WIDTH	EXTRA CHARGE
Width 100	70.00 (86.10)
Widths < 60	430.00 (528.90)
Non-standard width, Door with Satin Deco, Lacomat* or VSG 2.2.1 Satin glass	210.00 (258.30)
NON-STANDARD HEIGHT	EXTRA CHARGE
Up to 60 mm shorter	60.00 (73.80)
More than 60 mm shorter (feasibility evaluated case by case)	
Door with Satin Deco, Lacomat or VSG 2.2.1 Satin glass.	220.00 (270.60)
Up to 470 mm longer (feasibility evaluated case by case)	
Door with Satin Deco, Lacomat or VSG 2.2.1 Satin glass.	220.00 (270.60)
Additional hinge (required for doors 110 mm to 470 mm longer)	25.00 (30.75)
Additional hinge for SIMPLE non-rebated system (required for doors 110 mm to 470 mm longer)	90.00 (110.70)
Change of lock position (recommended for doors with a non-standard height)	70.00 (86.10)
Modification of a model due to a non-standard door height	100.00 (123.00)
VENTILATION	EXTRA CHARGE
Ventilation undercut	30.00 (36.90)
Metal ventilation sleeves in nickel or bronze (pcs)	30.00 (36.90)
Plastic ventilation sleeves in matt black, white, gold, satin chrome or chrome (pcs)	16.00 (19.68)
Plastic air grille in matt silver for 80, 90 and 100 doors	60.00 (73.80)
OTHER	EXTRA CHARGE
Non-rebated door, SIMPLE system	200.00 (246.00)
Non-rebated door, wall-mounted standard sliding system, wall-mounted and pocket LOFT doors	50.00 (61.50)
Inactive door leaf for a double leaf, width S2 in mm: 420-609	430.00 (528.90)
Inactive door leaf for a double leaf, width S2 in mm: 610, 710, 810, 910	90.00 (110.70)
Inactive door leaf for a double leaf, width S2 in mm: 1010	160.00 (196.80)
Drop down seal	99.00 (121.77)


\*While stocks last

**AVAILABLE COLOURS**


**PP GROUP**




**CPL GROUP**



**CLPL GROUP**



**FF GROUP**



PRESTIGE PH-02, FF Cornwall Oak

# PRESTIGE PH /



COLOUR: CLPL Old Oak



PH-01



PH-02



PH-03



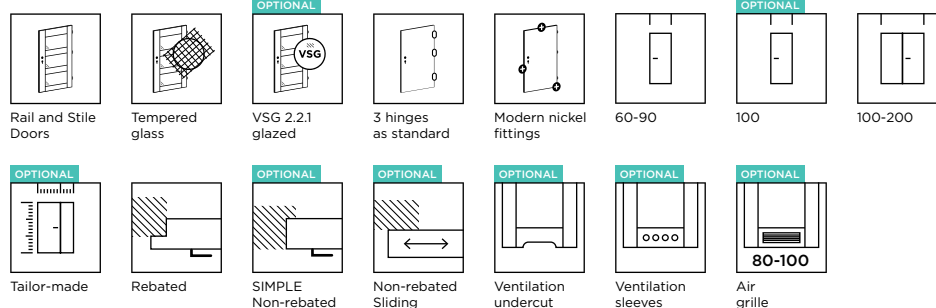
PH-04



PH-05



PH-06



## AVAILABLE WIDTHS

- 60, 70, 80, 90, other sizes available at an extra charge

## CONSTRUCTION

- A robust rail and stile construction made of MDF

## DOOR FRAME VARIANTS

- Fixed: timber and MDF
- Adjustable: DIN, DUALE, ZOS

## COMPONENTS

- Tempered Satin glass, 4 mm thick
- Option: VSG 2.2.1 Satin glass, plain finish on both sides
- A mortise key lock (options include a turn and release lock, a lock with a euro profile cylinder or without the bottom hole)
- Screw hinges, 3 pcs.

## PRESTIGE PH PRICE LIST

Colour group	Price in PLN excl./ (inc.) VAT	
	Glass: Tempered Satin	Glass: Satin VSG 2.2.1
CPL	733.00 (901.59)	Price, see adjacent column + extra charge, see table below
CLPL	719.00 (884.37)	
FF	622.00 (765.06)	

## EXTRA CHARGE FOR GLAZING CHANGE - SATIN VSG 2.2.1 GLASS

PH-01	PH-02	PH-03	PH-04	PH-05	PH-06
-	200.00 (246.00)	50.00 (61.50)	100.00 (123.00)	100.00 (123.00)	150.00 (184.50)

The Satin VSG 2.2.1 glass can be replaced with the Black VSG 2.2.1 glass for an additional charge calculated on an individual basis.

## OPTIONS WITH AN EXTRA CHARGE

The product is available as per Polish, Czech and Slovakian standards. Non-standard sizes available as per Polish standards.


NON-STANDARD WIDTH	EXTRA CHARGE
Width 100	70.00 (86.10)
Widths < 60	430.00 (528.90)
Non-standard width, Door with Satin Deco, Lacomat* or VSG 2.2.1 Satin glass	210.00 (258.30)
NON-STANDARD HEIGHT	EXTRA CHARGE
Up to 60 mm shorter	60.00 (73.80)
More than 60 mm shorter (feasibility evaluated case by case) Door with Satin Deco, Lacomat or VSG 2.2.1 Satin glass.	220.00 (270.60)
Up to 470 mm longer (feasibility evaluated case by case) Door with Satin Deco, Lacomat or VSG 2.2.1 Satin glass.	220.00 (270.60)
Additional hinge (required for doors 110 mm to 470 mm longer)	25.00 (30.75)
Additional hinge for SIMPLE non-rebated system (required for doors 110 mm to 470 mm longer)	90.00 (110.70)
Change of lock position (recommended for doors with a non-standard height)	70.00 (86.10)
Modification of a model due to a non-standard door height	100.00 (123.00)
VENTILATION	EXTRA CHARGE
Ventilation undercut	30.00 (36.90)
Metal ventilation sleeves in nickel or bronze (pcs)	30.00 (36.90)
Plastic ventilation sleeves in matt black, white, gold, satin chrome or chrome (pcs)	16.00 (19.68)
Plastic air grille in matt silver for 80, 90 and 100 doors	60.00 (73.80)
OTHER	EXTRA CHARGE
Non-rebated door, SIMPLE system	200.00 (246.00)
Non-rebated door, wall-mounted standard sliding system, wall-mounted and pocket LOFT doors	50.00 (61.50)
Inactive door leaf for a double leaf, width S2 in mm: 420-609	430.00 (528.90)
Inactive door leaf for a double leaf, width S2 in mm: 610, 710, 810, 910	90.00 (110.70)
Inactive door leaf for a double leaf, width S2 in mm: 1010	160.00 (196.80)
Drop down seal	99.00 (121.77)

\*While stocks last


PRESTIGE Collection

## AVAILABLE COLOURS

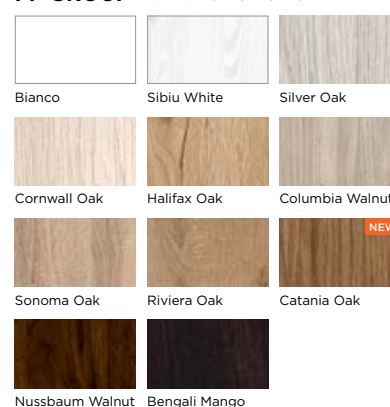
### CPL GROUP



### CLPL GROUP



### FF GROUP



PRESTIGE PI-02, CLPL Spanish Oak

# PRESTIGE PI /



COLOUR: FF Bengali Mango



PI-01



PI-02



PI-03



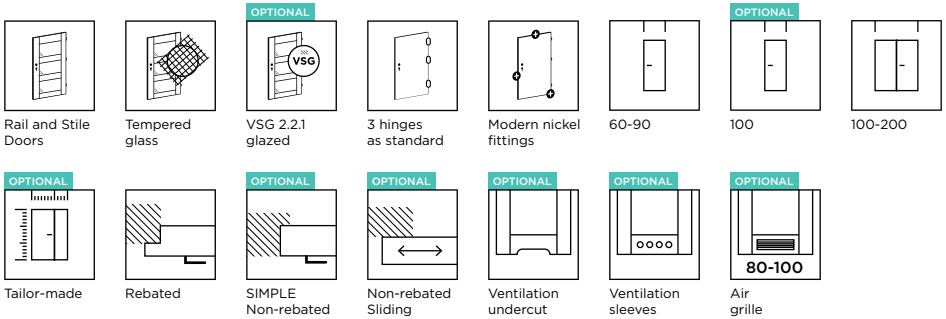
PI-04



PI-05



PI-06



**AVAILABLE WIDTHS**

- 60, 70, 80, 90, other sizes available at an extra charge

**CONSTRUCTION**

- A robust rail and stile construction made of MDF

**DOOR FRAME VARIANTS**

- Fixed: timber and MDF
- Adjustable: DIN, DUALE, ZOS

**COMPONENTS**

- Tempered Satin glass, 4 mm thick
- Option: VSG 2.2.1 Satin glass, plain finish on both sides
- A mortise key lock (options include a turn and release lock, a lock with a euro profile cylinder or without the bottom hole)
- Screw hinges, 3 pcs.

**PRESTIGE PI PRICE LIST**

Colour group	Price in PLN excl./ (inc.) VAT	
	Glass: Tempered Satin	Glass: Satin VSG 2.2.1
CPL	747.00 (918.81)	Price, see adjacent column + extra charge, see table below
CLPL	737.00 (906.51)	
FF	670.00 (824.10)	

**EXTRA CHARGE FOR GLAZING CHANGE - SATIN VSG 2.2.1 GLASS**

PI-01	PI-02	PI-03	PI-04	PI-05	PI-06
-	340.00 (418.20)	255.00 (313.65)	85.00 (104.55)	170.00 (209.10)	170.00 (209.10)

The Satin VSG 2.2.1 glass can be replaced with the Black VSG 2.2.1 glass for an additional charge calculated on an individual basis.

**OPTIONS WITH AN EXTRA CHARGE**


The product is available as per Polish, Czech and Slovakian standards. Non-standard sizes available as per Polish standards.

NON-STANDARD WIDTH	EXTRA CHARGE
Width 100	70.00 (86.10)
Widths < 60	430.00 (528.90)
Non-standard width, Door with Satin Deco, Lacomat* or VSG 2.2.1 Satin glass	210.00 (258.30)
NON-STANDARD HEIGHT	EXTRA CHARGE
Up to 60 mm shorter	60.00 (73.80)
More than 60 mm shorter (feasibility evaluated case by case)	220.00 (270.60)
Door with Satin Deco, Lacomat or VSG 2.2.1 Satin glass.	
Up to 470 mm longer (feasibility evaluated case by case)	220.00 (270.60)
Door with Satin Deco, Lacomat or VSG 2.2.1 Satin glass.	
Additional hinge (required for doors 110 mm to 470 mm longer)	25.00 (30.75)
Additional hinge for SIMPLE non-rebated system (required for doors 110 mm to 470 mm longer)	90.00 (110.70)
Change of lock position (recommended for doors with a non-standard height)	70.00 (86.10)
Modification of a model due to a non-standard door height	100.00 (123.00)
VENTILATION	EXTRA CHARGE
Ventilation undercut	30.00 (36.90)
Metal ventilation sleeves in nickel or bronze (pcs)	30.00 (36.90)
Plastic ventilation sleeves in matt black, white, gold, satin chrome or chrome (pcs)	16.00 (19.68)
Plastic air grille in matt silver for 80, 90 and 100 doors	60.00 (73.80)
OTHER	EXTRA CHARGE
Non-rebated door, SIMPLE system	200.00 (246.00)
Non-rebated door, wall-mounted standard sliding system, wall-mounted and pocket LOFT doors	50.00 (61.50)
Inactive door leaf for a double leaf, width S2 in mm: 420-609	430.00 (528.90)
Inactive door leaf for a double leaf, width S2 in mm: 610, 710, 810, 910	90.00 (110.70)
Inactive door leaf for a double leaf, width S2 in mm: 1010	160.00 (196.80)
Drop down seal	99.00 (121.77)


\*While stocks last

**AVAILABLE COLOURS**

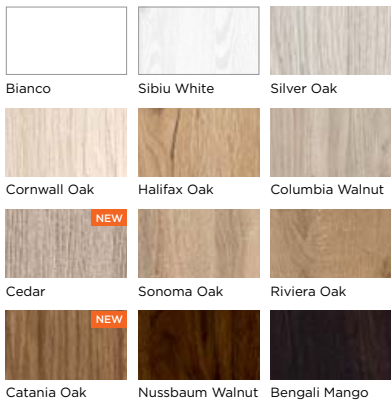
**CPL GROUP**      



**CLPL GROUP**      



**FF GROUP**      





PRESTIGE PJ-01, FF Riviera Oak

# PRESTIGE PJ /

COLOUR: FF Nussbaum Walnut



PJ-01



PJ-02



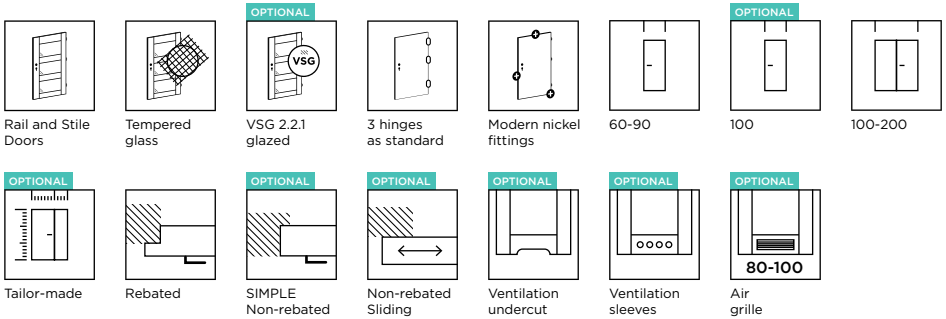
PJ-03



PJ-04



PJ-05



**AVAILABLE WIDTHS**

- 60, 70, 80, 90, other sizes available at an extra charge

**CONSTRUCTION**

- A robust rail and stile construction made of MDF

**DOOR FRAME VARIANTS**

- Fixed: timber and MDF
- Adjustable: DIN, DUALE, ZOS

**COMPONENTS**

- Tempered Satin glass, 4 mm thick
- Option: VSG 2.2.1 Satin glass, plain finish on both sides
- A mortise key lock (options include a turn and release lock, a lock with a euro profile cylinder or without the bottom hole)
- Screw hinges, 3 pcs.

**PRESTIGE PJ PRICE LIST**

Colour group	Price in PLN excl./ (inc.) VAT	
	Glass: Tempered Satin	Glass: Satin VSG 2.2.1
PP	765.00 (940.95)	
CPL	698.00 (858.54)	Price, see adjacent column + extra charge, see table below
CLPL	680.00 (836.40)	
FF	563.00 (692.49)	

**EXTRA CHARGE FOR GLAZING CHANGE - SATIN VSG 2.2.1 GLASS**

PJ-01	PJ-02	PJ-03	PJ-04	PJ-05
-	60.00 (73.80)	30.00 (36.90)	30.00 (36.90)	30.00 (36.90)

The Satin VSG 2.2.1 glass can be replaced with the Black VSG 2.2.1 glass for an additional charge calculated on an individual basis.

**OPTIONS WITH AN EXTRA CHARGE**


The product is available as per Polish, Czech and Slovakian standards. Non-standard sizes available as per Polish standards.

NON-STANDARD WIDTH	EXTRA CHARGE
Width 100	70.00 (86.10)
Widths < 60	430.00 (528.90)
Non-standard width, Door with Satin Deco, Lacomat* or VSG 2.2.1 Satin glass	210.00 (258.30)
NON-STANDARD HEIGHT	EXTRA CHARGE
Up to 60 mm shorter	60.00 (73.80)
More than 60 mm shorter (feasibility evaluated case by case)	
Door with Satin Deco, Lacomat or VSG 2.2.1 Satin glass.	220.00 (270.60)
Up to 470 mm longer (feasibility evaluated case by case)	
Door with Satin Deco, Lacomat or VSG 2.2.1 Satin glass.	220.00 (270.60)
Additional hinge (required for doors 110 mm to 470 mm longer)	25.00 (30.75)
Additional hinge for SIMPLE non-rebated system (required for doors 110 mm to 470 mm longer)	90.00 (110.70)
Change of lock position (recommended for doors with a non-standard height)	70.00 (86.10)
Modification of a model due to a non-standard door height	100.00 (123.00)
VENTILATION	EXTRA CHARGE
Ventilation undercut	30.00 (36.90)
Metal ventilation sleeves in nickel or bronze (pcs)	30.00 (36.90)
Plastic ventilation sleeves in matt black, white, gold, satin chrome or chrome (pcs)	16.00 (19.68)
Plastic air grille in matt silver for 80, 90 and 100 doors	60.00 (73.80)
OTHER	EXTRA CHARGE
Non-rebated door, SIMPLE system	200.00 (246.00)
Non-rebated door, wall-mounted standard sliding system, wall-mounted and pocket LOFT doors	50.00 (61.50)
Inactive door leaf for a double leaf, width S2 in mm: 420-609	430.00 (528.90)
Inactive door leaf for a double leaf, width S2 in mm: 610, 710, 810, 910	90.00 (110.70)
Inactive door leaf for a double leaf, width S2 in mm: 1010	160.00 (196.80)
Drop down seal	99.00 (121.77)


\*While stocks last

**AVAILABLE COLOURS**


**PP GROUP**



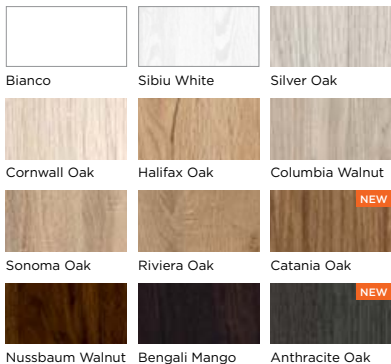
**CPL GROUP**



**CLPL GROUP**



**FF GROUP**





PRESTIGE PK-02, CLPL Honey Oak

**PRESTIGE**  
**PK** /

COLOUR: CLPL Honey Oak



PK-01

PK-02

PK-03

PK-04

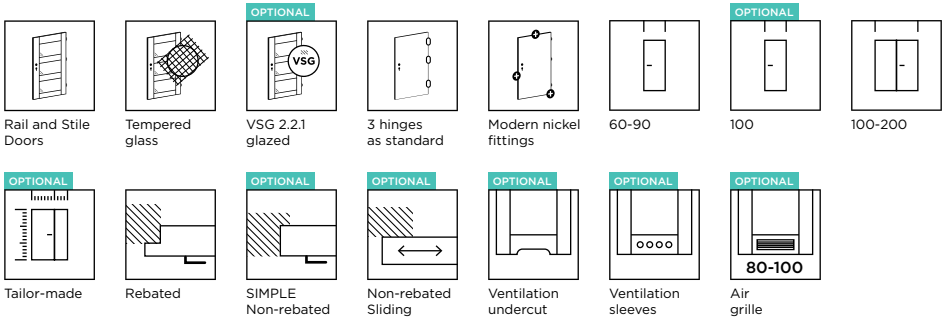
PK-05

PK-06

PK-07

PK-08





**AVAILABLE WIDTHS**

- 60, 70, 80, 90, other sizes available at an extra charge

**CONSTRUCTION**

- A robust rail and stile construction made of MDF

**DOOR FRAME VARIANTS**

- Fixed: timber and MDF
- Adjustable: DIN, DUALE, ZOS

**COMPONENTS**

- Tempered Satin glass, 4 mm thick
- Option: VSG 2.2.1 Satin glass, plain finish on both sides
- A mortise key lock (options include a turn and release lock, a lock with a euro profile cylinder or without the bottom hole)
- Screw hinges, 3 pcs.

**PRESTIGE PK PRICE LIST**

Colour group	Price in PLN excl./ (inc.) VAT	
	Glass: Tempered Satin	Glass: Satin VSG 2.2.1
CPL	678.00 (833.94)	Price, see adjacent column + extra charge, see table below
CLPL	668.00 (821.64)	
FF	604.00 (742.92)	

**EXTRA CHARGE FOR GLAZING CHANGE - SATIN VSG 2.2.1 GLASS**

PK-01	PK-02	PK-03	PK-04	PK-05	PK-06	PK-07	PK-08
-	325.00 (399.75)	65.00 (79.95)	130.00 (159.90)	195.00 (239.85)	195.00 (239.85)	195.00 (239.85)	260.00 (319.80)

The Satin VSG 2.2.1 glass can be replaced with the Black VSG 2.2.1 glass for an additional charge calculated on an individual basis.

**OPTIONS WITH AN EXTRA CHARGE**


The product is available as per Polish, Czech and Slovakian standards. Non-standard sizes available as per Polish standards.

NON-STANDARD WIDTH	EXTRA CHARGE
Width 100	70.00 (86.10)
Widths < 60	430.00 (528.90)
Non-standard width, Door with Satin Deco, Lacomat* or VSG 2.2.1 Satin glass	210.00 (258.30)
NON-STANDARD HEIGHT	EXTRA CHARGE
Up to 60 mm shorter	60.00 (73.80)
More than 60 mm shorter (feasibility evaluated case by case)	
Door with Satin Deco, Lacomat or VSG 2.2.1 Satin glass.	220.00 (270.60)
Up to 470 mm longer (feasibility evaluated case by case)	
Door with Satin Deco, Lacomat or VSG 2.2.1 Satin glass.	220.00 (270.60)
Additional hinge (required for doors 110 mm to 470 mm longer)	25.00 (30.75)
Additional hinge for SIMPLE non-rebated system (required for doors 110 mm to 470 mm longer)	90.00 (110.70)
Change of lock position (recommended for doors with a non-standard height)	70.00 (86.10)
Modification of a model due to a non-standard door height	100.00 (123.00)
VENTILATION	EXTRA CHARGE
Ventilation undercut	30.00 (36.90)
Metal ventilation sleeves in nickel or bronze (pcs)	30.00 (36.90)
Plastic ventilation sleeves in matt black, white, gold, satin chrome or chrome (pcs)	16.00 (19.68)
Plastic air grille in matt silver for 80, 90 and 100 doors	60.00 (73.80)
OTHER	EXTRA CHARGE
Non-rebated door, SIMPLE system	200.00 (246.00)
Non-rebated door, wall-mounted standard sliding system, wall-mounted and pocket LOFT doors	50.00 (61.50)
Inactive door leaf for a double leaf, width S2 in mm: 420-609	430.00 (528.90)
Inactive door leaf for a double leaf, width S2 in mm: 610, 710, 810, 910	90.00 (110.70)
Inactive door leaf for a double leaf, width S2 in mm: 1010	160.00 (196.80)
Drop down seal	99.00 (121.77)


\*While stocks last

**AVAILABLE COLOURS**


**CPL GROUP**      



**CLPL GROUP**      



**FF GROUP**      





PRESTIGE PL-02, CLPL Old Oak

# PRESTIGE PL /

COLOUR: CLPL Honey Oak



PL-01



PL-02



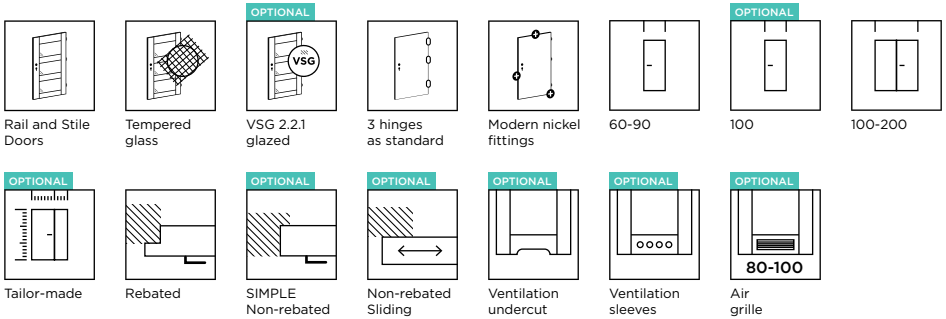
PL-03



PL-04



PL-05



**AVAILABLE WIDTHS**

- 60, 70, 80, 90, other sizes available at an extra charge

**CONSTRUCTION**

- A robust rail and stile construction made of MDF

**DOOR FRAME VARIANTS**

- Fixed: timber and MDF
- Adjustable: DIN, DUALE, ZOS

**COMPONENTS**

- Tempered Satin glass, 4 mm thick
- Option: VSG 2.2.1 Satin glass, plain finish on both sides
- A mortise key lock (options include a turn and release lock, a lock with a euro profile cylinder or without the bottom hole)
- Screw hinges, 3 pcs.

**PRESTIGE PL PRICE LIST**

Colour group	Price in PLN excl./ (inc.) VAT	
	Glass: Tempered Satin	Glass: Satin VSG 2.2.1
PP	845.00 (1039.35)	
CPL	775.00 (953.25)	Price, see adjacent column + extra charge, see table below
CLPL	758.00 (932.34)	
FF	640.00 (787.20)	

**EXTRA CHARGE FOR GLAZING CHANGE - SATIN VSG 2.2.1 GLASS**

PL-01	PL-02	PL-03	PL-04	PL-05
-	152.00 (186.96)	57.00 (70.11)	76.00 (93.48)	95.00 (116.85)

The Satin VSG 2.2.1 glass can be replaced with the Black VSG 2.2.1 glass for an additional charge calculated on an individual basis.

**OPTIONS WITH AN EXTRA CHARGE**


The product is available as per Polish, Czech and Slovakian standards. Non-standard sizes available as per Polish standards.

NON-STANDARD WIDTH	EXTRA CHARGE
Width 100	70.00 (86.10)
Widths < 60	430.00 (528.90)
Non-standard width, Door with Satin Deco, Lacomat* or VSG 2.2.1 Satin glass	210.00 (258.30)
NON-STANDARD HEIGHT	EXTRA CHARGE
Up to 60 mm shorter	60.00 (73.80)
More than 60 mm shorter (feasibility evaluated case by case)	
Door with Satin Deco, Lacomat or VSG 2.2.1 Satin glass.	220.00 (270.60)
Up to 470 mm longer (feasibility evaluated case by case)	
Door with Satin Deco, Lacomat or VSG 2.2.1 Satin glass.	220.00 (270.60)
Additional hinge (required for doors 110 mm to 470 mm longer)	25.00 (30.75)
Additional hinge for SIMPLE non-rebated system (required for doors 110 mm to 470 mm longer)	90.00 (110.70)
Change of lock position (recommended for doors with a non-standard height)	70.00 (86.10)
Modification of a model due to a non-standard door height	100.00 (123.00)
VENTILATION	EXTRA CHARGE
Ventilation undercut	30.00 (36.90)
Metal ventilation sleeves in nickel or bronze (pcs)	30.00 (36.90)
Plastic ventilation sleeves in matt black, white, gold, satin chrome or chrome (pcs)	16.00 (19.68)
Plastic air grille in matt silver for 80, 90 and 100 doors	60.00 (73.80)
OTHER	EXTRA CHARGE
Non-rebated door, SIMPLE system	200.00 (246.00)
Non-rebated door, wall-mounted standard sliding system, wall-mounted and pocket LOFT doors	50.00 (61.50)
Inactive door leaf for a double leaf, width S2 in mm: 420-609	430.00 (528.90)
Inactive door leaf for a double leaf, width S2 in mm: 610, 710, 810, 910	90.00 (110.70)
Inactive door leaf for a double leaf, width S2 in mm: 1010	160.00 (196.80)
Drop down seal	99.00 (121.77)


\*While stocks last

**AVAILABLE COLOURS**


**PP GROUP**      



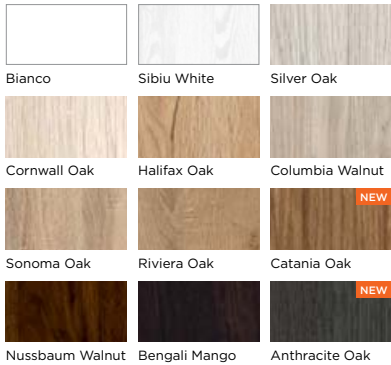
**CPL GROUP**      



**CLPL GROUP**      



**FF GROUP**      





PRESTIGE PN-01 CPL Italian Walnut

# PRESTIGE PN /

COLOUR: FF Cornwall Oak



PN-01



PN-02



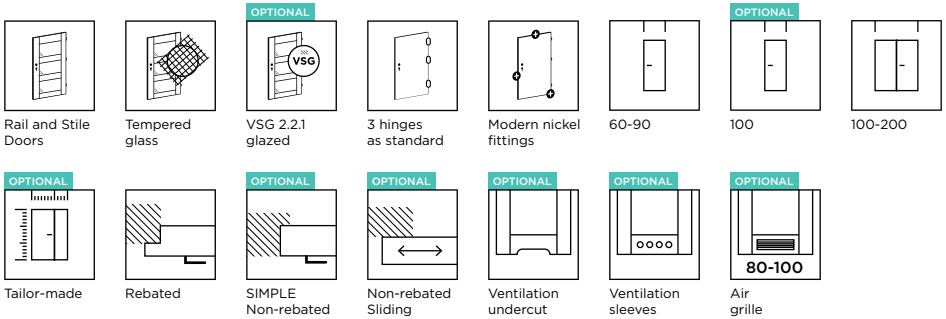
PN-03



PN-04



PN-05



**AVAILABLE WIDTHS**

- 60, 70, 80, 90, other sizes available at an extra charge

**CONSTRUCTION**

- A robust rail and stile construction made of MDF

**DOOR FRAME VARIANTS**

- Fixed: timber and MDF
- Adjustable: DIN, DUALE, ZOS

**COMPONENTS**

- Tempered Satin glass, 4 mm thick
- Option: VSG 2.2.1 Satin glass, plain finish on both sides
- A mortise key lock (options include a turn and release lock, a lock with a euro profile cylinder or without the bottom hole)
- Screw hinges, 3 pcs.

**PRESTIGE PN PRICE LIST**

Colour group	Price in PLN excl./ (inc.) VAT	
	Glass: Tempered Satin	Glass: Satin VSG 2.2.1
PP	770.00 (947.10)	
CPL	707.00 (869.61)	Price, see adjacent column + extra charge, see table below
CLPL	690.00 (848.70)	
FF	583.00 (717.09)	

**EXTRA CHARGE FOR GLAZING CHANGE - SATIN VSG 2.2.1 GLASS**

PN-01	PN-02	PN-03	PN-04	PN-05
-	112.00 (137.76)	56.00 (68.88)	56.00 (68.88)	56.00 (68.88)

The Satin VSG 2.2.1 glass can be replaced with the Black VSG 2.2.1 glass for an additional charge calculated on an individual basis.

**OPTIONS WITH AN EXTRA CHARGE**


The product is available as per Polish, Czech and Slovakian standards. Non-standard sizes available as per Polish standards.

NON-STANDARD WIDTH	EXTRA CHARGE
Width 100	70.00 (86.10)
Widths < 60	430.00 (528.90)
Non-standard width, Door with Satin Deco, Lacomat* or VSG 2.2.1 Satin glass	210.00 (258.30)
NON-STANDARD HEIGHT	EXTRA CHARGE
Up to 60 mm shorter	60.00 (73.80)
More than 60 mm shorter (feasibility evaluated case by case)	
Door with Satin Deco, Lacomat or VSG 2.2.1 Satin glass.	220.00 (270.60)
Up to 470 mm longer (feasibility evaluated case by case)	
Door with Satin Deco, Lacomat or VSG 2.2.1 Satin glass.	220.00 (270.60)
Additional hinge (required for doors 110 mm to 470 mm longer)	25.00 (30.75)
Additional hinge for SIMPLE non-rebated system (required for doors 110 mm to 470 mm longer)	90.00 (110.70)
Change of lock position (recommended for doors with a non-standard height)	70.00 (86.10)
Modification of a model due to a non-standard door height	100.00 (123.00)
VENTILATION	EXTRA CHARGE
Ventilation undercut	30.00 (36.90)
Metal ventilation sleeves in nickel or bronze (pcs)	30.00 (36.90)
Plastic ventilation sleeves in matt black, white, gold, satin chrome or chrome (pcs)	16.00 (19.68)
Plastic air grille in matt silver for 80, 90 and 100 doors	60.00 (73.80)
OTHER	EXTRA CHARGE
Non-rebated door, SIMPLE system	200.00 (246.00)
Non-rebated door, wall-mounted standard sliding system, wall-mounted and pocket LOFT doors	50.00 (61.50)
Inactive door leaf for a double leaf, width S2 in mm: 420-609	430.00 (528.90)
Inactive door leaf for a double leaf, width S2 in mm: 610, 710, 810, 910	90.00 (110.70)
Inactive door leaf for a double leaf, width S2 in mm: 1010	160.00 (196.80)
Drop down seal	99.00 (121.77)


\*While stocks last

**AVAILABLE COLOURS**


**PP GROUP**      



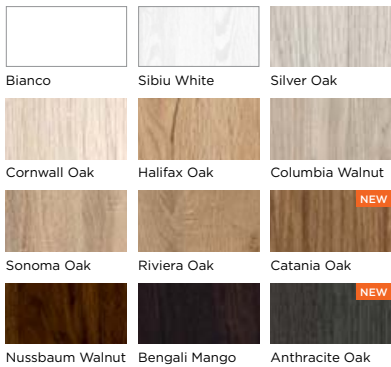
**CPL GROUP**      



**CLPL GROUP**      



**FF GROUP**      





PRESTIGE PO-01 CLPL Honey Oak

# PRESTIGE PO /

COLOUR: FF Columbia Walnut



PO-01



PO-02  
Toughened bevelled  
satin  
glass



PO-03  
Toughened bevelled  
clear  
glass



PO-04




PO-05  
Toughened bevelled  
satin  
glass



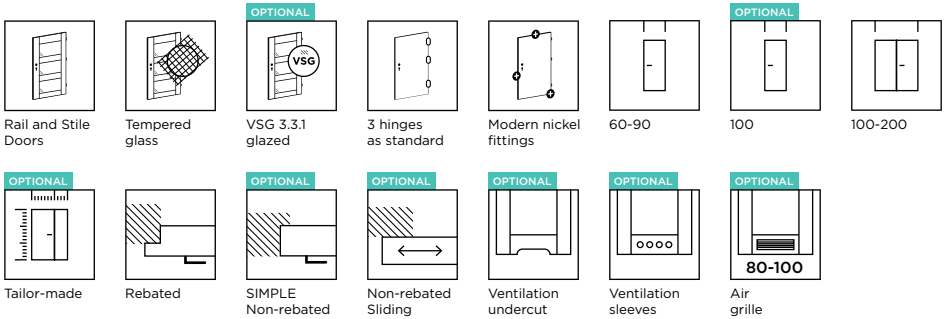
PO-06  
Toughened bevelled  
clear  
glass



In PO-02 and PO-05 models:  
clear bevel



In PO-03 and PO-06 models:  
clear bevel and glass



**AVAILABLE WIDTHS**

- 60, 70, 80, 90, other sizes available at an extra charge

**CONSTRUCTION**

- A robust rail and stile construction made of MDF

**DOOR FRAME VARIANTS**

- Fixed: timber and MDF
- Adjustable: DIN, DUALE, ZOS

**COMPONENTS**

- Satin or clear bevelled toughened glass (clear bevel), 4 mm thick
- Optionally, for PO-02 and PO-05 models: Satin bevelled VSG 3.3.1 glass, plain on both sides (satin bevel, opaque)
- Optionally, for PO-03 and PO-06 models: clear bevelled VSG 3.3.1 glass, plain on both sides (clear bevel)
- A mortise key lock (options include a turn and release lock or with a euro profile cylinder)
- Screw hinges, 3 pcs.

**PRESTIGE PO PRICE LIST**

Colour group	Price in PLN excl./ (inc.) VAT		
	Glass: Tempered Satin		Glass: Satin VSG 3.3.1
	PO-01, PO-04	PO-02, PO-03, PO-05, PO-06	PO-02, PO-03, PO-05, PO-06
PP	-	1115.00 (1371.45)*	Price, see respective adjacent column + extra charge, see table below
CPL	686.00 (843.78)	1082.00 (1330.86)	
CLPL	668.00 (821.64)	1075.00 (1322.25)	
FF	540.00 (664.20)	1025.00 (1260.75)	

**EXTRA CHARGE FOR GLAZING CHANGE - SATIN VSG 3.3.1 GLASS**

PO-01	PO-02	PO-03	PO-04	PO-05	PO-06
-	550.00 (676.50)	550.00 (676.50)	-	600.00 (738.00)	600.00 (738.00)

The Satin VSG 3.3.1 glass can be replaced with the Black VSG 3.3.1 glass for an additional charge calculated on an individual basis.

**OPTIONS WITH AN EXTRA CHARGE**

The product is available as per Polish, Czech and Slovakian standards. Non-standard sizes available as per Polish standards.


NON-STANDARD WIDTH	EXTRA CHARGE
Width 100	70.00 (86.10)
Widths < 60	430.00 (528.90)
Non-standard width	210.00 (258.30)
NON-STANDARD HEIGHT	EXTRA CHARGE
Up to 60 mm shorter	60.00 (73.80)
More than 60 mm shorter (feasibility evaluated case by case)	
Door with Satin or clear bevelled toughened glass (clear bevel) or Satin VSG 3.3.1 glass, plain on both sides (satin bevel, opaque)	220.00 (270.60)
Up to 470 mm longer (feasibility evaluated case by case)	
Door with Satin or clear bevelled toughened glass (clear bevel) or Satin VSG 3.3.1 glass, plain on both sides (satin bevel, opaque)	220.00 (270.60)
Additional hinge (required for doors 110 mm to 470 mm longer)	25.00 (30.75)
Additional hinge for SIMPLE non-rebated system (required for doors 110 mm to 470 mm longer)	90.00 (110.70)
Change of lock position (recommended for doors with a non-standard height)	70.00 (86.10)
Modification of a model due to a non-standard door height	100.00 (123.00)
VENTILATION	EXTRA CHARGE
Ventilation undercut	30.00 (36.90)
Metal ventilation sleeves in nickel or bronze (pcs)	30.00 (36.90)
Plastic ventilation sleeves in matt black, white, gold or chrome (pcs)	16.00 (19.68)
Plastic air grille in matt silver for 80, 90 and 100 doors	60.00 (73.80)
OTHER	EXTRA CHARGE
Non-rebated door, SIMPLE system	200.00 (246.00)
Non-rebated door, wall-mounted standard sliding system, wall-mounted and pocket LOFT doors	50.00 (61.50)
Inactive door leaf for a double leaf, width S2 in mm: 420-609	430.00 (528.90)
Inactive door leaf for a double leaf, width S2 in mm: 610, 710, 810, 910	90.00 (110.70)
Inactive door leaf for a double leaf, width S2 in mm: 1010	160.00 (196.80)
Drop down seal	99.00 (121.77)

For PO-01 Model doors, non-standard height options are limited. Extended lead times for glazed doors apply.


\*PO-05 and PO-06 models

**AVAILABLE COLOURS**


**PP GROUP**      



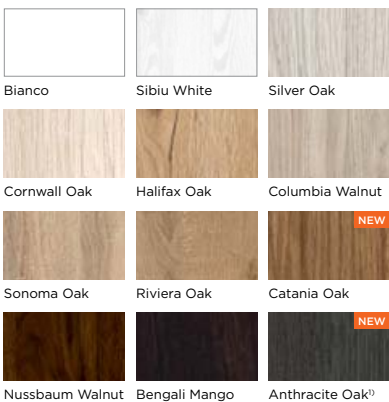
**CPL GROUP**      



**CLPL GROUP**      



**FF GROUP**      



1) Colour available only for the PO-05 and PO-06 options

PRESTIGE PP-02, FF Columbia Walnut

# PRESTIGE PP



COLOUR: FF Columbia Walnut



PP-01



PP-02



PP-03



PP-04

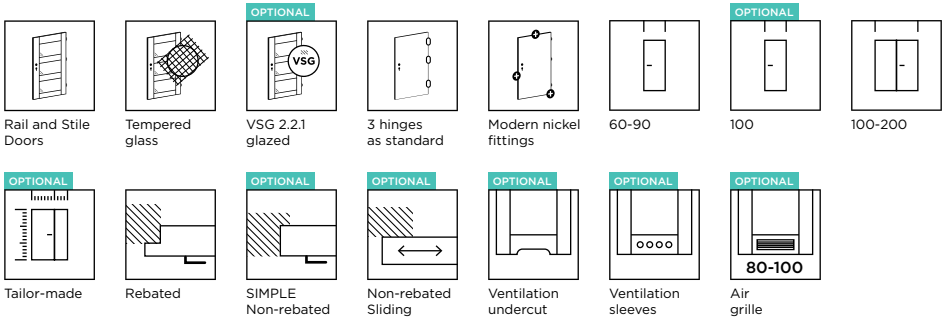


PP-05



PP-06





**AVAILABLE WIDTHS**

- 60, 70, 80, 90, other sizes available at an extra charge

**CONSTRUCTION**

- A robust rail and stile construction made of MDF

**DOOR FRAME VARIANTS**

- Fixed: timber and MDF
- Adjustable: DIN, DUALE, ZOS

**COMPONENTS**

- Tempered Satin glass, 4 mm thick
- Option: VSG 2.2.1 Satin glass, plain finish on both sides
- A mortise key lock (options include a turn and release lock, a lock with a euro profile cylinder or without the bottom hole)
- Screw hinges, 3 pcs.

**PRESTIGE PP PRICE LIST**

Colour group	Price in PLN excl./ (inc.) VAT	
	Glass: Tempered Satin	Glass: Satin VSG 2.2.1
PP	730.00 (897.90)	
CPL	680.00 (836.40)	Price, see adjacent column + extra charge, see table below
CLPL	667.00 (820.41)	
FF	582.00 (715.86)	

**EXTRA CHARGE FOR GLAZING CHANGE - SATIN VSG 2.2.1 GLASS**

PP-01	PP-02	PP-03	PP-04	PP-05	PP-06
-	220.00 (270.60)	88.00 (108.24)	132.00 (162.36)	176.00 (216.48)	44.00 (54.12)

The Satin VSG 2.2.1 glass can be replaced with the Black VSG 2.2.1 glass for an additional charge calculated on an individual basis.

**OPTIONS WITH AN EXTRA CHARGE**


The product is available as per Polish, Czech and Slovakian standards. Non-standard sizes available as per Polish standards.

NON-STANDARD WIDTH	EXTRA CHARGE
Width 100	70.00 (86.10)
Widths < 60	430.00 (528.90)
Non-standard width, Door with Satin Deco, Lacomat* or VSG 2.2.1 Satin glass	210.00 (258.30)
NON-STANDARD HEIGHT	EXTRA CHARGE
Up to 60 mm shorter	60.00 (73.80)
More than 60 mm shorter (feasibility evaluated case by case)	
Door with Satin Deco, Lacomat or VSG 2.2.1 Satin glass.	220.00 (270.60)
Up to 470 mm longer (feasibility evaluated case by case)	
Door with Satin Deco, Lacomat or VSG 2.2.1 Satin glass.	220.00 (270.60)
Additional hinge (required for doors 110 mm to 470 mm longer)	25.00 (30.75)
Additional hinge for SIMPLE non-rebated system (required for doors 110 mm to 470 mm longer)	90.00 (110.70)
Change of lock position (recommended for doors with a non-standard height)	70.00 (86.10)
Modification of a model due to a non-standard door height	100.00 (123.00)
VENTILATION	EXTRA CHARGE
Ventilation undercut	30.00 (36.90)
Metal ventilation sleeves in nickel or bronze (pcs)	30.00 (36.90)
Plastic ventilation sleeves in matt black, white, gold, satin chrome or chrome (pcs)	16.00 (19.68)
Plastic air grille in matt silver for 80, 90 and 100 doors	60.00 (73.80)
OTHER	EXTRA CHARGE
Non-rebated door, SIMPLE system	200.00 (246.00)
Non-rebated door, wall-mounted standard sliding system, wall-mounted and pocket LOFT doors	50.00 (61.50)
Inactive door leaf for a double leaf, width S2 in mm: 420-609	430.00 (528.90)
Inactive door leaf for a double leaf, width S2 in mm: 610, 710, 810, 910	90.00 (110.70)
Inactive door leaf for a double leaf, width S2 in mm: 1010	160.00 (196.80)
Drop down seal	99.00 (121.77)


\*While stocks last

**AVAILABLE COLOURS**


**PP GROUP**      



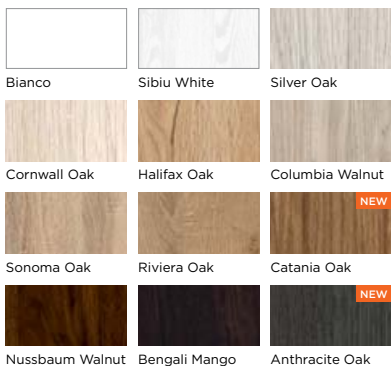
**CPL GROUP**      



**CLPL GROUP**      



**FF GROUP**      



NEW



PRESTIGE PQ-02, FF Delano Oak

# PRESTIGE PQ



COLOUR: FF Bianco



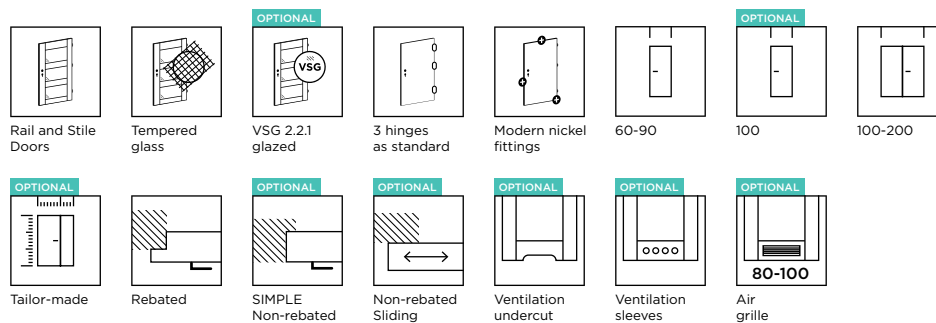
PQ-01



PQ-02



PQ-03



### AVAILABLE WIDTHS

- 60, 70, 80, 90, other sizes available at an extra charge

### CONSTRUCTION

- A robust rail and stile construction made of MDF

### DOOR FRAME VARIANTS

- Fixed: timber and MDF
- Adjustable: DIN, DUALE, ZOS


### COMPONENTS

- Tempered Satin glass, 4 mm thick
- Option: VSG 2.2.1 Satin glass, plain finish on both sides
- A mortise key lock (options include a turn and release lock, a lock with a euro profile cylinder or without the bottom hole)
- Screw hinges, 3 pcs.

### PRESTIGE PQ PRICE LIST

Colour group	Price in PLN excl./ (inc.) VAT	
	Glass: Tempered Satin	Glass: Satin VSG 2.2.1
FF	647.00 (795.81)	Price, see adjacent column + extra charge, see table below

### AVAILABLE COLOURS



### EXTRA CHARGE FOR GLAZING CHANGE - SATIN VSG 2.2.1 GLASS

PQ-01	PQ-02	PQ-03
-	120.00 (147.6)	60.00 (73.80)

### OPTIONS WITH AN EXTRA CHARGE

The product is available as per Polish, Czech and Slovakian standards. Non-standard sizes available as per Polish standards.

NON-STANDARD WIDTH	EXTRA CHARGE
Width 100	70.00 (86.10)
Widths < 60	430.00 (528.90)
Non-standard width, Door with Satin Deco, Lacomat* or VSG 2.2.1 Satin glass	210.00 (258.30)
NON-STANDARD HEIGHT	EXTRA CHARGE
Up to 60 mm shorter	60.00 (73.80)
More than 60 mm shorter (feasibility evaluated case by case)	
Door with Satin Deco, Lacomat or VSG 2.2.1 Satin glass.	220.00 (270.60)
Up to 470 mm longer (feasibility evaluated case by case)	
Door with Satin Deco, Lacomat or VSG 2.2.1 Satin glass.	220.00 (270.60)
Additional hinge (required for doors 110 mm to 470 mm longer)	25.00 (30.75)
Additional hinge for SIMPLE non-rebated system (required for doors 110 mm to 470 mm longer)	90.00 (110.70)
Change of lock position (recommended for doors with a non-standard height)	70.00 (86.10)
Modification of a model due to a non-standard door height	100.00 (123.00)
VENTILATION	EXTRA CHARGE
Ventilation undercut	30.00 (36.90)
Metal ventilation sleeves in nickel or bronze (pcs)	30.00 (36.90)
Plastic ventilation sleeves in matt black, white, gold, satin chrome or chrome (pcs)	16.00 (19.68)
Plastic air grille in matt silver for 80, 90 and 100 doors	60.00 (73.80)
OTHER	EXTRA CHARGE
Non-rebated door, SIMPLE system	200.00 (246.00)
Non-rebated door, wall-mounted standard sliding system, wall-mounted and pocket LOFT doors	50.00 (61.50)
Inactive door leaf for a double leaf, width S2 in mm: 420-609	430.00 (528.90)
Inactive door leaf for a double leaf, width S2 in mm: 610, 710, 810, 910	90.00 (110.70)
Inactive door leaf for a double leaf, width S2 in mm: 1010	160.00 (196.80)
Drop down seal	99.00 (121.77)

\*While stocks last

PRESTIGE PR-02, FF Bianco

# PRESTIGE PR



COLOUR: FF Sibiu White

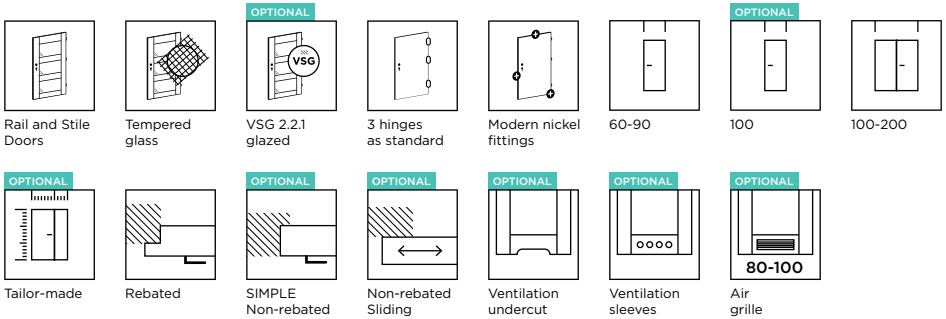


PR-01

PR-02

PR-03

PR-04



**AVAILABLE WIDTHS**

- 60, 70, 80, 90, other sizes available at an extra charge

**CONSTRUCTION**

- A robust rail and stile construction made of MDF

**DOOR FRAME VARIANTS**

- Fixed: timber and MDF
- Adjustable: DIN, DUALE, ZOS

**COMPONENTS**

- Tempered Satin glass, 4 mm thick
- Option: VSG 2.2.1 Satin glass, plain finish on both sides
- A mortise key lock (options include a turn and release lock, a lock with a euro profile cylinder or without the bottom hole)
- Screw hinges, 3 pcs.

**PRESTIGE PR PRICE LIST**

Colour group	Price in PLN excl./ (inc.) VAT	
	Glass: Tempered Satin	Glass: Satin VSG 2.2.1
CPL	642.00 (789.66)	Price, see adjacent column + extra charge, see table below
CLPL	630.00 (774.90)	
FF	537.00 (660.51)	

**EXTRA CHARGE FOR GLAZING CHANGE - SATIN VSG 2.2.1 GLASS**

PR-01	PR-02	PR-03	PR-04
-	60.00 (73.80)	-	60.00 (73.80)

The Satin VSG 2.2.1 glass can be replaced with the Black VSG 2.2.1 glass for an additional charge calculated on an individual basis.

**OPTIONS WITH AN EXTRA CHARGE**

The products are available as per Polish standards. Cutting of doors to heights applicable according to Czech and Slovakian standards at no extra charge (for rebated and non-rebated systems).

WIDTH	EXTRA CHARGE
Width 100	70.00 (86.10)

**NON-STANDARD HEIGHT**

Up to 60 mm shorter	60.00 (73.80)
Additional hinge	25.00 (30.75)
Additional hinge in SIMPLE non-rebated system	90.00 (110.70)

**VENTILATION**


VENTILATION	EXTRA CHARGE
Ventilation undercut	30.00 (36.90)
Metal ventilation sleeves in nickel or bronze (pcs)	30.00 (36.90)
Plastic ventilation sleeves in matt black, white, gold or chrome (pcs)	16.00 (19.68)
Plastic air grille in matt silver for 80, 90 and 100 doors	60.00 (73.80)

**OTHER**


OTHER	EXTRA CHARGE
Non-rebated door, SIMPLE system	200.00 (246.00)
Non-rebated door, wall-mounted standard sliding system, wall-mounted and pocket LOFT doors	50.00 (61.50)
Inactive door leaf for a double leaf, width S2 in mm: 644, 744, 844, 944 (extra charge for non-standard door frame width)	90.00 (110.70)
Inactive door leaf for a double leaf, width S2 in mm: 1044	160.00 (196.80)
Drop down seal	99.00 (121.77)

**AVAILABLE COLOURS**


**CPL GROUP**      



**CLPL GROUP**      



**FF GROUP**      




\*While stocks last



PRESTIGE MI-02, CLPL Honey Oak

PRESTIGE  
MI /

COLOUR: CLPL Honey Oak



MI-01



MI-02  
Width 60



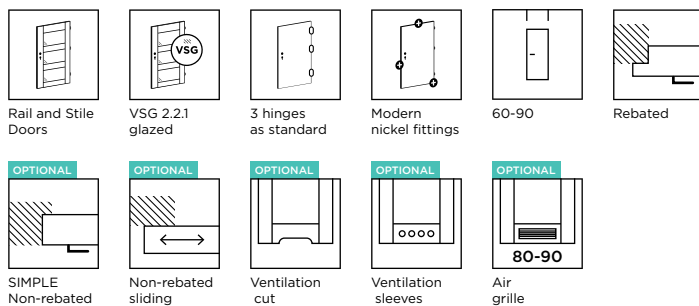
MI-02  
Width 70



MI-02  
Width 80



MI-02  
Width 90



**AVAILABLE WIDTHS**

- 60, 70, 80, 90

**CONSTRUCTION**

- A robust rail and stile construction made of MDF

**DOOR FRAME VARIANTS**

- Fixed: timber and MDF
- Adjustable: DIN, DUALE, ZOS

**COMPONENTS**

- VSG 2.2.1 Black glass, plain on both sides
- A mortise key lock (options include a turn and release lock, a lock with a euro profile cylinder or without the bottom hole)
- Screw hinges, 3 pcs.

**PRESTIGE MI PRICE LIST**

Colour group	Price in PLN excl./ (inc.) VAT
	<b>Glass: Black VSG 2.2.1</b>
CLPL	744.00 (915.12)

**AVAILABLE COLOURS**

CLPL GROUP



Honey Oak

**OPTIONS WITH AN EXTRA CHARGE**

The products are available as per Polish standards. Cutting of doors to heights applicable according to Czech and Slovakian standards at no extra charge (for rebated and non-rebated systems).

**NON-STANDARD HEIGHT**

Up to 60 mm shorter	60.00 (73.80)
Additional hinge	25.00 (30.75)
Additional hinge in SIMPLE non-rebated system	90.00 (110.70)

**VENTILATION**

**EXTRA CHARGE**

Ventilation undercut	30.00 (36.90)
Metal ventilation sleeves in nickel or bronze (pcs)	30.00 (36.90)
Plastic ventilation sleeves in matt black, white, gold, satin chrome or chrome (pcs)	16.00 (19.68)
Plastic air grille in matt silver for 80 and 90 doors	60.00 (73.80)

**OTHER**

**EXTRA CHARGE**

Non-rebated door, SIMPLE system	200.00 (246.00)
Non-rebated door, wall-mounted standard sliding system, wall-mounted and pocket LOFT doors	50.00 (61.50)
Inactive door leaf for a double leaf, width S2 in mm: 644, 744, 844, 944 (extra charge for non-standard door frame width)	90.00 (110.70)
Drop down seal	99.00 (121.77)

\*While stocks last

PRESTIGE PT-02, CLPL Spanish Oak

# PRESTIGE PT /



COLOUR: CPL Uni Anthracite



PT-01



PT-02



PT-03



PT-04

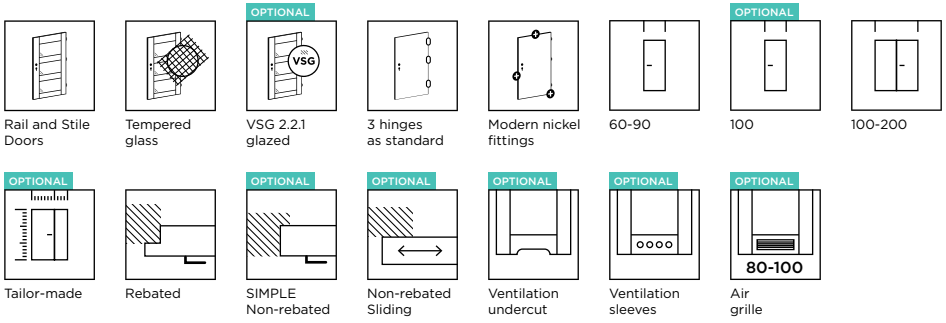


PT-05



PT-06





**AVAILABLE WIDTHS**

- 60, 70, 80, 90, other sizes available at an extra charge

**CONSTRUCTION**

- A robust rail and stile construction made of MDF

**DOOR FRAME VARIANTS**

- Fixed: timber and MDF
- Adjustable: DIN, DUALE, ZOS

**COMPONENTS**

- Tempered Satin glass, 4 mm thick
- Option: VSG 2.2.1 Satin glass, plain finish on both sides
- A mortise key lock (options include a turn and release lock, a lock with a euro profile cylinder or without the bottom hole)
- Screw hinges, 3 pcs.

**PRESTIGE PT PRICE LIST**

Colour group	Price in PLN excl./ (inc.) VAT	
	Glass: Tempered Satin	Glass: Satin VSG 2.2.1
CPL	740.00 (910.20)	Price, see adjacent column + extra charge, see table below
CLPL	729.00 (896.67)	
FF	650.00 (799.50)	

**EXTRA CHARGE FOR GLAZING CHANGE - SATIN VSG 2.2.1 GLASS**

PT-01	PT-02	PT-03	PT-04	PT-05	PT-06
-	280.00 (344.40)	210.00 (258.30)	70.00 (86.10)	140.00 (172.20)	140.00 (172.20)

The Satin VSG 2.2.1 glass can be replaced with the Black VSG 2.2.1 glass for an additional charge calculated on an individual basis.

**OPTIONS WITH AN EXTRA CHARGE**


The product is available as per Polish, Czech and Slovakian standards. Non-standard sizes available as per Polish standards.

NON-STANDARD WIDTH	EXTRA CHARGE
Width 100	70.00 (86.10)
Widths < 60	430.00 (528.90)
Non-standard width, Door with Satin Deco, Lacomat* or VSG 2.2.1 Satin glass	210.00 (258.30)
NON-STANDARD HEIGHT	EXTRA CHARGE
Up to 60 mm shorter	60.00 (73.80)
More than 60 mm shorter (feasibility evaluated case by case)	
Door with Satin Deco, Lacomat or VSG 2.2.1 Satin glass.	220.00 (270.60)
Up to 470 mm longer (feasibility evaluated case by case)	
Door with Satin Deco, Lacomat or VSG 2.2.1 Satin glass.	220.00 (270.60)
Additional hinge (required for doors 110 mm to 470 mm longer)	25.00 (30.75)
Additional hinge for SIMPLE non-rebated system (required for doors 110 mm to 470 mm longer)	90.00 (110.70)
Change of lock position (recommended for doors with a non-standard height)	70.00 (86.10)
Modification of a model due to a non-standard door height	100.00 (123.00)
VENTILATION	EXTRA CHARGE
Ventilation undercut	30.00 (36.90)
Metal ventilation sleeves in nickel or bronze (pcs)	30.00 (36.90)
Plastic ventilation sleeves in matt black, white, gold, satin chrome or chrome (pcs)	16.00 (19.68)
Plastic air grille in matt silver for 80, 90 and 100 doors	60.00 (73.80)
OTHER	EXTRA CHARGE
Non-rebated door, SIMPLE system	200.00 (246.00)
Non-rebated door, wall-mounted standard sliding system, wall-mounted and pocket LOFT doors	50.00 (61.50)
Inactive door leaf for a double leaf, width S2 in mm: 420-609	430.00 (528.90)
Inactive door leaf for a double leaf, width S2 in mm: 610, 710, 810, 910	90.00 (110.70)
Inactive door leaf for a double leaf, width S2 in mm: 1010	160.00 (196.80)
Drop down seal	99.00 (121.77)


\*While stocks last

**AVAILABLE COLOURS**

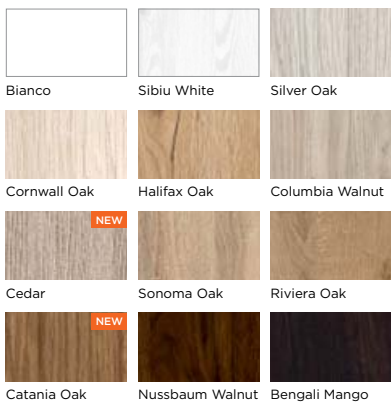
**CPL GROUP**      



**CLPL GROUP**      



**FF GROUP**      





PRESTIGE PU-02, CHLUM Black

# PRESTIGE PU/

COLOUR: FF Cornwall Oak



PU-01



PU-02



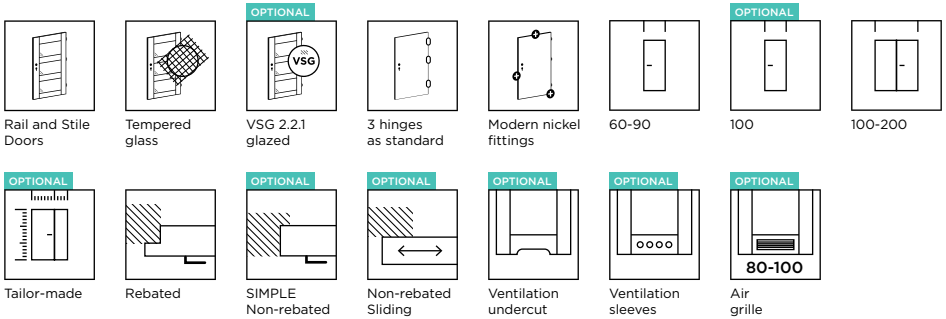
PU-03



PU-04



PU-05



**AVAILABLE WIDTHS**

- 60, 70, 80, 90, other sizes available at an extra charge

**CONSTRUCTION**

- A robust rail and stile construction made of MDF

**DOOR FRAME VARIANTS**

- Fixed: timber and MDF
- Adjustable: DIN, DUALE, ZOS

**COMPONENTS**

- Tempered Satin glass, 4 mm thick
- Option: VSG 2.2.1 Satin glass, plain finish on both sides
- A mortise key lock (options include a turn and release lock, a lock with a euro profile cylinder or without the bottom hole)
- Screw hinges, 3 pcs.

**PRESTIGE PU PRICE LIST**

Colour group	Price in PLN excl./ (inc.) VAT	
	Glass: Tempered Satin	Glass: Satin VSG 2.2.1
PP	825.00 (1014.75)	
CPL	757.00 (931.11)	Price, see adjacent column + extra charge, see table below
CLPL	740.00 (910.20)	
FF	623.00 (766.29)	

**EXTRA CHARGE FOR GLAZING CHANGE - SATIN VSG 2.2.1 GLASS**

PU-01	PU-02	PU-03	PU-04	PU-05
-	132.00 (162.36)	44.00 (54.12)	66.00 (81.18)	66.00 (81.18)

The Satin VSG 2.2.1 glass can be replaced with the Black VSG 2.2.1 glass for an additional charge calculated on an individual basis.

**OPTIONS WITH AN EXTRA CHARGE**


The product is available as per Polish, Czech and Slovakian standards. Non-standard sizes available as per Polish standards.

NON-STANDARD WIDTH	EXTRA CHARGE
Width 100	70.00 (86.10)
Widths < 60	430.00 (528.90)
Non-standard width, Door with Satin Deco, Lacomat* or VSG 2.2.1 Satin glass	210.00 (258.30)
NON-STANDARD HEIGHT	EXTRA CHARGE
Up to 60 mm shorter	60.00 (73.80)
More than 60 mm shorter (feasibility evaluated case by case)	
Door with Satin Deco, Lacomat or VSG 2.2.1 Satin glass.	220.00 (270.60)
Up to 470 mm longer (feasibility evaluated case by case)	
Door with Satin Deco, Lacomat or VSG 2.2.1 Satin glass.	220.00 (270.60)
Additional hinge (required for doors 110 mm to 470 mm longer)	25.00 (30.75)
Additional hinge for SIMPLE non-rebated system (required for doors 110 mm to 470 mm longer)	90.00 (110.70)
Change of lock position (recommended for doors with a non-standard height)	70.00 (86.10)
Modification of a model due to a non-standard door height	100.00 (123.00)
VENTILATION	EXTRA CHARGE
Ventilation undercut	30.00 (36.90)
Metal ventilation sleeves in nickel or bronze (pcs)	30.00 (36.90)
Plastic ventilation sleeves in matt black, white, gold, satin chrome or chrome (pcs)	16.00 (19.68)
Plastic air grille in matt silver for 80, 90 and 100 doors	60.00 (73.80)
OTHER	EXTRA CHARGE
Non-rebated door, SIMPLE system	200.00 (246.00)
Non-rebated door, wall-mounted standard sliding system, wall-mounted and pocket LOFT doors	50.00 (61.50)
Inactive door leaf for a double leaf, width S2 in mm: 420-609	430.00 (528.90)
Inactive door leaf for a double leaf, width S2 in mm: 610, 710, 810, 910	90.00 (110.70)
Inactive door leaf for a double leaf, width S2 in mm: 1010	160.00 (196.80)
Drop down seal	99.00 (121.77)


\*While stocks last

**AVAILABLE COLOURS**


**PP GROUP**      




**CPL GROUP**      



**CLPL GROUP**      



**FF GROUP**      





PRESTIGE PW-01, FF Bianco

# PRESTIGE PW

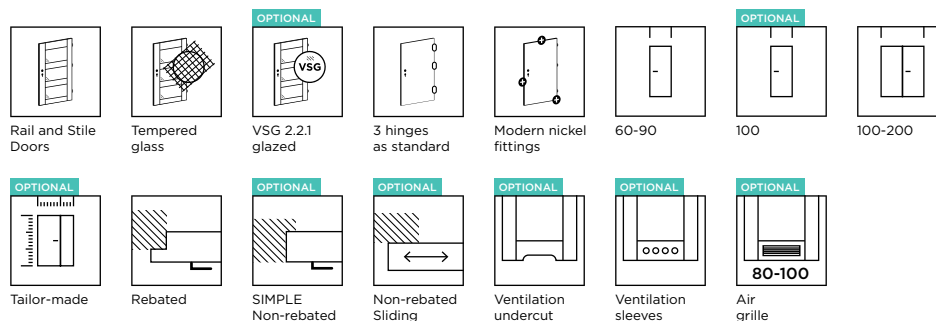
COLOUR: CPL Uni Black



PW-01

PW-02

PW-03



### AVAILABLE WIDTHS

- 60, 70, 80, 90, other sizes available at an extra charge

### CONSTRUCTION

- A robust rail and stile construction made of MDF

### DOOR FRAME VARIANTS

- Fixed: timber and MDF
- Adjustable: DIN, DUALE, ZOS

### COMPONENTS

- Tempered Satin glass, 4 mm thick
- Option: VSG 2.2.1 Satin glass, plain finish on both sides
- A mortise key lock (options include a turn and release lock, a lock with a euro profile cylinder or without the bottom hole)
- Screw hinges, 3 pcs.

### PRESTIGE PW PRICE LIST

Colour group	Price in PLN excl./ (inc.) VAT	
	Glass: Tempered Satin	Glass: Satin VSG 2.2.1
PP	765.00 (940.95)	
CPL	700.00 (861.00)	Price, see adjacent column + extra charge, see table below
CLPL	685.00 (842.55)	
FF	577.00 (709.71)	

### EXTRA CHARGE FOR GLAZING CHANGE - SATIN VSG 2.2.1 GLASS

PW-01	PW-02	PW-03
-	100.00 (123.00)	50.00 (61.50)

The Satin VSG 2.2.1 glass can be replaced with the Black VSG 2.2.1 glass for an additional charge calculated on an individual basis.

### OPTIONS WITH AN EXTRA CHARGE


The product is available as per Polish, Czech and Slovakian standards. Non-standard sizes available as per Polish standards.

NON-STANDARD WIDTH	EXTRA CHARGE
Width 100	70.00 (86.10)
Widths < 60	430.00 (528.90)
Non-standard width, Door with Satin Deco, Lacomat* or VSG 2.2.1 Satin glass	210.00 (258.30)
NON-STANDARD HEIGHT	EXTRA CHARGE
Up to 60 mm shorter	60.00 (73.80)
More than 60 mm shorter (feasibility evaluated case by case)	
Door with Satin Deco, Lacomat or VSG 2.2.1 Satin glass.	220.00 (270.60)
Up to 470 mm longer (feasibility evaluated case by case)	
Door with Satin Deco, Lacomat or VSG 2.2.1 Satin glass.	220.00 (270.60)
Additional hinge (required for doors 110 mm to 470 mm longer)	25.00 (30.75)
Additional hinge for SIMPLE non-rebated system (required for doors 110 mm to 470 mm longer)	90.00 (110.70)
Change of lock position (recommended for doors with a non-standard height)	70.00 (86.10)
Modification of a model due to a non-standard door height	100.00 (123.00)
VENTILATION	EXTRA CHARGE
Ventilation undercut	30.00 (36.90)
Metal ventilation sleeves in nickel or bronze (pcs)	30.00 (36.90)
Plastic ventilation sleeves in matt black, white, gold, satin chrome or chrome (pcs)	16.00 (19.68)
Plastic air grille in matt silver for 80, 90 and 100 doors	60.00 (73.80)
OTHER	EXTRA CHARGE
Non-rebated door, SIMPLE system	200.00 (246.00)
Non-rebated door, wall-mounted standard sliding system, wall-mounted and pocket LOFT doors	50.00 (61.50)
Inactive door leaf for a double leaf, width S2 in mm: 420-609	430.00 (528.90)
Inactive door leaf for a double leaf, width S2 in mm: 610, 710, 810, 910	90.00 (110.70)
Inactive door leaf for a double leaf, width S2 in mm: 1010	160.00 (196.80)
Drop down seal	99.00 (121.77)


\*While stocks last

### AVAILABLE COLOURS


#### PP GROUP



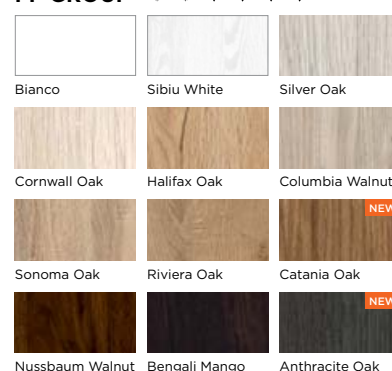
#### CPL GROUP



#### CLPL GROUP



#### FF GROUP



NEW

PRESTIGE PX-02, FF Snow Oak

# PRESTIGE PX



COLOUR: FF Snow Oak



PX-01



PX-02



PX-03



PX-04



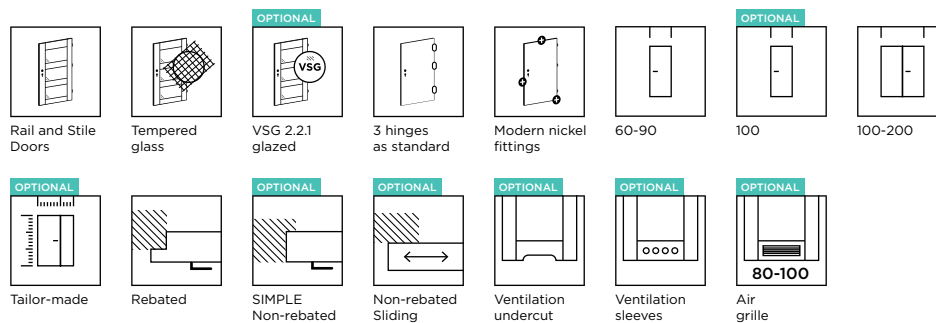
PX-05



PX-06



PX-07



### AVAILABLE WIDTHS

- 60, 70, 80, 90, other sizes available at an extra charge

### CONSTRUCTION

- A robust rail and stile construction made of MDF

### DOOR FRAME VARIANTS

- Fixed: timber and MDF
- Adjustable: DIN, DUALE, ZOS


### COMPONENTS

- Tempered Satin glass, 4 mm thick
- Option: VSG 2.2.1 Satin glass, plain finish on both sides
- A mortise key lock (options include a turn and release lock, a lock with a euro profile cylinder or without the bottom hole)
- Screw hinges, 3 pcs.

### PRESTIGE PX PRICE LIST

Colour group	Price in PLN excl./ (inc.) VAT	
	Glass: Tempered Satin	Glass: Satin VSG 2.2.1
FF	605.00 (744.15)	Price, see adjacent column + extra charge, see table below

### AVAILABLE COLOURS



### EXTRA CHARGE FOR GLAZING CHANGE - SATIN VSG 2.2.1 GLASS

PX-01	PX-02	PX-03	PX-04	PX-05	PX-06	PX-07
-	132.00 (162.36)	66.00 (81.18)	66.00 (81.18)	88.00 (108.24)	88.00 (108.24)	44.00 (54.12)

The Satin VSG 2.2.1 glass can be replaced with the Black VSG 2.2.1 glass for an additional charge calculated on an individual basis.

### OPTIONS WITH AN EXTRA CHARGE

The product is available as per Polish, Czech and Slovakian standards. Non-standard sizes available as per Polish standards.

NON-STANDARD WIDTH	EXTRA CHARGE
Width 100	70.00 (86.10)
Widths < 60	430.00 (528.90)
Non-standard width, Door with Satin Deco, Lacomat* or VSG 2.2.1 Satin glass	210.00 (258.30)
NON-STANDARD HEIGHT	EXTRA CHARGE
Up to 60 mm shorter	60.00 (73.80)
More than 60 mm shorter (feasibility evaluated case by case)	
Door with Satin Deco, Lacomat or VSG 2.2.1 Satin glass.	220.00 (270.60)
Up to 470 mm longer (feasibility evaluated case by case)	
Door with Satin Deco, Lacomat or VSG 2.2.1 Satin glass.	220.00 (270.60)
Additional hinge (required for doors 110 mm to 470 mm longer)	25.00 (30.75)
Additional hinge for SIMPLE non-rebated system (required for doors 110 mm to 470 mm longer)	90.00 (110.70)
Change of lock position (recommended for doors with a non-standard height)	70.00 (86.10)
Modification of a model due to a non-standard door height	100.00 (123.00)
VENTILATION	EXTRA CHARGE
Ventilation undercut	30.00 (36.90)
Metal ventilation sleeves in nickel or bronze (pcs)	30.00 (36.90)
Plastic ventilation sleeves in matt black, white, gold, satin chrome or chrome (pcs)	16.00 (19.68)
Plastic air grille in matt silver for 80, 90 and 100 doors	60.00 (73.80)
OTHER	EXTRA CHARGE
Non-rebated door, SIMPLE system	200.00 (246.00)
Non-rebated door, wall-mounted standard sliding system, wall-mounted and pocket LOFT doors	50.00 (61.50)
Inactive door leaf for a double leaf, width S2 in mm: 420-609	430.00 (528.90)
Inactive door leaf for a double leaf, width S2 in mm: 610, 710, 810, 910	90.00 (110.70)
Inactive door leaf for a double leaf, width S2 in mm: 1010	160.00 (196.80)
Drop down seal	99.00 (121.77)

\*While stocks last

NEW

PRESTIGE PY-02, FF Snow Oak

# PRESTIGE PY /

COLOUR: FF Snow Oak



PY-01



PY-02



PY-03



PY-04



PY-05

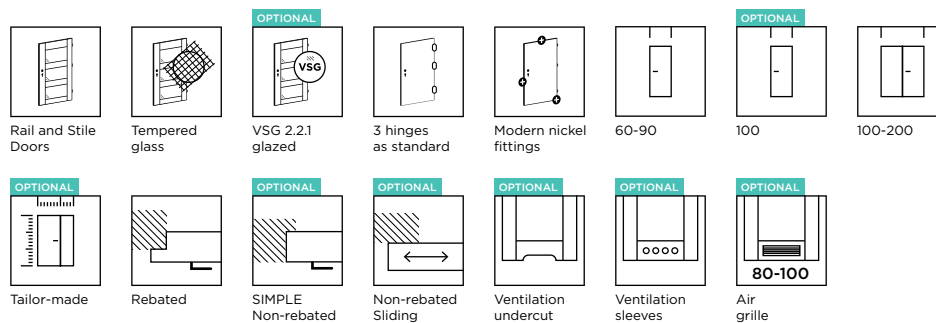


PY-06



PY-07





### AVAILABLE WIDTHS

- 60, 70, 80, 90, other sizes available at an extra charge

### CONSTRUCTION

- A robust rail and stile construction made of MDF

### DOOR FRAME VARIANTS

- Fixed: timber and MDF
- Adjustable: DIN, DUALE, ZOS


### COMPONENTS

- Tempered Satin glass, 4 mm thick
- Option: VSG 2.2.1 Satin glass, plain finish on both sides
- A mortise key lock (options include a turn and release lock, a lock with a euro profile cylinder or without the bottom hole)
- Screw hinges, 3 pcs.

### PRESTIGE PY PRICE LIST

Colour group	Price in PLN excl./ (inc.) VAT	
	Glass: Tempered Satin	Glass: Satin VSG 2.2.1
FF	590.00 (725.70)	Price, see adjacent column + extra charge, see table below

### AVAILABLE COLOURS



### EXTRA CHARGE FOR GLAZING CHANGE - SATIN VSG 2.2.1 GLASS

PY-01	PY-02	PY-03	PY-04	PY-05	PY-06	PY-07
-	175.00 (215.25)	70.00 (86.10)	105.00 (129.15)	105.00 (129.15)	105.00 (129.15)	140.00 (172.20)

The Satin VSG 2.2.1 glass can be replaced with the Black VSG 2.2.1 glass for an additional charge calculated on an individual basis.

### OPTIONS WITH AN EXTRA CHARGE

The product is available as per Polish, Czech and Slovakian standards. Non-standard sizes available as per Polish standards.

NON-STANDARD WIDTH	EXTRA CHARGE
Width 100	70.00 (86.10)
Widths < 60	430.00 (528.90)
Non-standard width, Door with Satin Deco, Lacomat* or VSG 2.2.1 Satin glass	210.00 (258.30)
NON-STANDARD HEIGHT	EXTRA CHARGE
Up to 60 mm shorter	60.00 (73.80)
More than 60 mm shorter (feasibility evaluated case by case)	
Door with Satin Deco, Lacomat or VSG 2.2.1 Satin glass.	220.00 (270.60)
Up to 470 mm longer (feasibility evaluated case by case)	
Door with Satin Deco, Lacomat or VSG 2.2.1 Satin glass.	220.00 (270.60)
Additional hinge (required for doors 110 mm to 470 mm longer)	25.00 (30.75)
Additional hinge for SIMPLE non-rebated system (required for doors 110 mm to 470 mm longer)	90.00 (110.70)
Change of lock position (recommended for doors with a non-standard height)	70.00 (86.10)
Modification of a model due to a non-standard door height	100.00 (123.00)
VENTILATION	EXTRA CHARGE
Ventilation undercut	30.00 (36.90)
Metal ventilation sleeves in nickel or bronze (pcs)	30.00 (36.90)
Plastic ventilation sleeves in matt black, white, gold, satin chrome or chrome (pcs)	16.00 (19.68)
Plastic air grille in matt silver for 80, 90 and 100 doors	60.00 (73.80)
OTHER	EXTRA CHARGE
Non-rebated door, SIMPLE system	200.00 (246.00)
Non-rebated door, wall-mounted standard sliding system, wall-mounted and pocket LOFT doors	50.00 (61.50)
Inactive door leaf for a double leaf, width S2 in mm: 420-609	430.00 (528.90)
Inactive door leaf for a double leaf, width S2 in mm: 610, 710, 810, 910	90.00 (110.70)
Inactive door leaf for a double leaf, width S2 in mm: 1010	160.00 (196.80)
Drop down seal	99.00 (121.77)

\*While stocks last



PRESTIGE PZ-05, FF Halifax Oak

PRESTIGE  
PZ /

COLOUR: FF Anthracite Oak



PZ-01



PZ-02



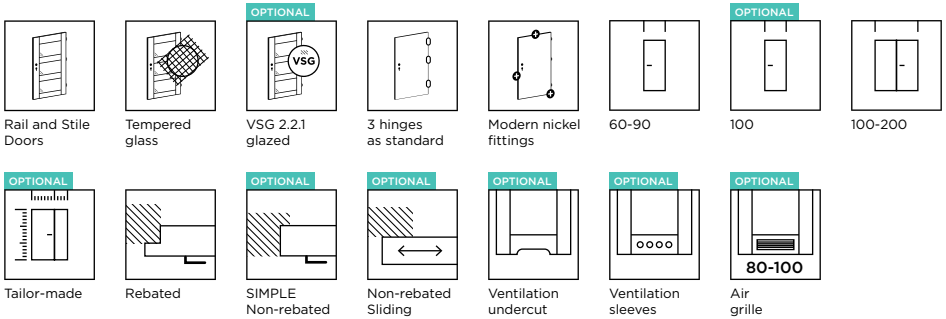
PZ-03



PZ-04



PZ-05



**AVAILABLE WIDTHS**

- 60, 70, 80, 90, other sizes available at an extra charge

**CONSTRUCTION**

- A robust rail and stile construction made of MDF

**DOOR FRAME VARIANTS**

- Fixed: timber and MDF
- Adjustable: DIN, DUALE, ZOS

**COMPONENTS**

- Tempered Satin glass, 4 mm thick
- Option: VSG 2.2.1 Satin glass, plain finish on both sides
- A mortise key lock (options include a turn and release lock, a lock with a euro profile cylinder or without the bottom hole)
- Screw hinges, 3 pcs.

**PRESTIGE PZ PRICE LIST**

Colour group	Price in PLN excl./ (inc.) VAT	
	Glass: Tempered Satin	Glass: Satin VSG 2.2.1
PP	770.00 (947.10)	
CPL	707.00 (869.61)	Price, see adjacent column + extra charge, see table below
CLPL	690.00 (848.70)	
FF	583.00 (717.09)	

**EXTRA CHARGE FOR GLAZING CHANGE - SATIN VSG 2.2.1 GLASS**

PZ-01	PZ-02	PZ-03	PZ-04	PZ-05
-	112.00 (137.76)	56.00 (68.88)	56.00 (68.88)	56.00 (68.88)

The Satin VSG 2.2.1 glass can be replaced with the Black VSG 2.2.1 glass for an additional charge calculated on an individual basis.

**OPTIONS WITH AN EXTRA CHARGE**


The product is available as per Polish, Czech and Slovakian standards. Non-standard sizes available as per Polish standards.

NON-STANDARD WIDTH	EXTRA CHARGE
Width 100	70.00 (86.10)
Widths < 60	430.00 (528.90)
Non-standard width, Door with Satin Deco, Lacomat* or VSG 2.2.1 Satin glass	210.00 (258.30)
NON-STANDARD HEIGHT	EXTRA CHARGE
Up to 60 mm shorter	60.00 (73.80)
More than 60 mm shorter (feasibility evaluated case by case)	
Door with Satin Deco, Lacomat or VSG 2.2.1 Satin glass.	220.00 (270.60)
Up to 470 mm longer (feasibility evaluated case by case)	
Door with Satin Deco, Lacomat or VSG 2.2.1 Satin glass.	220.00 (270.60)
Additional hinge (required for doors 110 mm to 470 mm longer)	25.00 (30.75)
Additional hinge for SIMPLE non-rebated system (required for doors 110 mm to 470 mm longer)	90.00 (110.70)
Change of lock position (recommended for doors with a non-standard height)	70.00 (86.10)
Modification of a model due to a non-standard door height	100.00 (123.00)
VENTILATION	EXTRA CHARGE
Ventilation undercut	30.00 (36.90)
Metal ventilation sleeves in nickel or bronze (pcs)	30.00 (36.90)
Plastic ventilation sleeves in matt black, white, gold, satin chrome or chrome (pcs)	16.00 (19.68)
Plastic air grille in matt silver for 80, 90 and 100 doors	60.00 (73.80)
OTHER	EXTRA CHARGE
Non-rebated door, SIMPLE system	200.00 (246.00)
Non-rebated door, wall-mounted standard sliding system, wall-mounted and pocket LOFT doors	50.00 (61.50)
Inactive door leaf for a double leaf, width S2 in mm: 420-609	430.00 (528.90)
Inactive door leaf for a double leaf, width S2 in mm: 610, 710, 810, 910	90.00 (110.70)
Inactive door leaf for a double leaf, width S2 in mm: 1010	160.00 (196.80)
Drop down seal	99.00 (121.77)


\*While stocks last

**AVAILABLE COLOURS**


**PP GROUP**



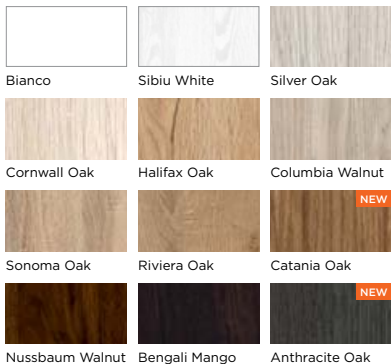
**CPL GROUP**



**CLPL GROUP**



**FF GROUP**



BASIC PRESTON 01, FF Cornwall Oak



# INTERNAL DOORS

## ／ **BASIC**

Timeless, durable and functional. BASIC collection doors blend in perfectly with any space, whether at home or in the office. Available in a wide range of colours and glazing options.

# BASIC STANDARD 01



BASIC STANDARD 01, CPL Uni Grey

For descriptions, colours available in the BASIC collection, and an extra charge table, go to page 114-115.

## PRICE LIST

Colour group	Price in PLN excl./ (inc.) VAT
PVC	550.00 (676.50)
CPL	397.00 (488.31)
CLPL	385.00 (473.55)
FF	268.00 (329.64)
LAK	220.00 (270.60)

## AVAILABLE WIDTHS

- 60, 70, 80, 90, other sizes available at an extra charge
- minimum width of a full leaf: 244 mm
- maximum width of a full leaf: 1144 mm.

## CONSTRUCTION

- MDF frame (timber frame available at an extra charge)
- Core: stabilising layer known as "honeycomb"
- Surface made of 3 mm thick HDF

## DOOR FRAME VARIANTS

- Fixed: timber and MDF
- Adjustable: DIN, DUALE, ZOS
- Steel: fixed, square - large, adjustable

## COMPONENTS

- A mortise key lock (options include a turn and release lock, a lock with a euro profile cylinder or without the bottom hole)
- Screw hinges, 2 pcs. (3 pcs. in the 90 door leaf)



STANDARD 01  
FF Silver Oak

# A Host of Bespoke Options

## OPTIONS WITH AN EXTRA CHARGE

The product is available as per Polish, Czech and Slovakian standards. Non-standard sizes available as per Polish standards.

NON-STANDARD WIDTH	EXTRA CHARGE
Widths 100 and 110	70.00 (86.10)
Up to 5 mm narrower	70.00 (86.10)
More than 5 mm narrower	95.00 (116.85)
Wider	95.00 (116.85)
NON-STANDARD HEIGHT	EXTRA CHARGE
Up to 60 mm shorter	50.00 (61.50)
More than 60 mm shorter	60.00 (73.80)
Up to 10 mm longer	60.00 (73.80)
11 mm to 450 mm longer (except for the LAK colour group)	140.00 (172.20)
Additional hinge (required for 110 doors with solid core board, and doors that are 110 mm to 450 mm longer)	20.00 (24.60)
Additional hinge for SIMPLE non-rebated system (required for doors that are 110 mm to 450 mm longer)	90.00 (110.70)
Change of lock position (recommended for doors with a non-standard height)	70.00 (86.10)
Modification of a model due to a non-standard door height	50.00 (61.50)
VENTILATION	EXTRA CHARGE
Ventilation undercut	30.00 (36.90)
Plastic ventilation sleeves (set)	20.00 (24.60)
Metal ventilation sleeves in nickel or bronze (pcs)	30.00 (36.90)
Plastic air grille	40.00 (49.20)
Plastic air grille in matt silver	60.00 (73.80)
Stainless steel air grille	240.00 (295.20)
OTHER	EXTRA CHARGE
Timber frame	50.00 (61.50)
Solid core board (extra charge applies for an additional hinge)	120.00 (147.60)
Two colour door leaf	50.00%
Door leaf, CONTRAST system	55.00 (67.65)
Door leaf, CONTRAST ABS system	70.00 (86.10)
Non-rebated door, SIMPLE system	200.00 (246.00)
Non-rebated door, wall-mounted standard sliding system, wall-mounted and pocket LOFT doors	50.00 (61.50)
Non-rebated door leaf, MAGIC sliding system	100.00 (123.00)
Door leaf, reversed swing system	250.00 (307.50)
Inactive door leaf for double leaf doors (extra charge applies for a timber frame)	90.00 (110.70)
Inactive door leaf for double leaf doors, width S2 under 610 mm (Standard 01 only; additional charge for a timber frame applies)	185.00 (227.55)
Reinforcement for door closer (only for doors with a honeycomb core)	45.00 (55.35)
Rebate 20 mm	60.00 (73.80)
Bolt lock with core (extra charge applies for an adjustable striker in the frame)	50.00 (61.50)
Top lock with core	40.00 (49.20)
Top bolt lock with core (extra charge applies for an adjustable striker in the frame)	40.00 (49.20)
Multipoint lock (not for doors with DIN, DUALE or ZOS frames)	390.00 (479.70)
3D hinges adjustable in three planes (available complete with a frame fitted with the 3D hinges)	40.00 (49.20)
200° Panoramic door viewer	100.00 (123.00)
Drop down seal	99.00 (121.77)
Customisation for mounting an electric door strike in the inactive door leaf	80.00 (98.40)

## A HOST OF BESPOKE OPTIONS


The BASIC STANDARD 01 model is available in an extended range of colours.

## AVAILABLE COLOURS


### PVC GROUP




### CPL GROUP




### CLPL GROUP



### FF GROUP



### LAK GROUP



# BASIC ASTORIA BLACK

BASIC ASTORIA BLACK, FF Bianco, Uni Black door frame, Uni Black door edge



## YOU CHOOSE

The colours of the door frame and edge can be in the colour of the door or black.

### EDGE FINISH TYPES

OPTIONAL



Standard rebated door leaf



SOFT rebated door leaf

OPTIONAL



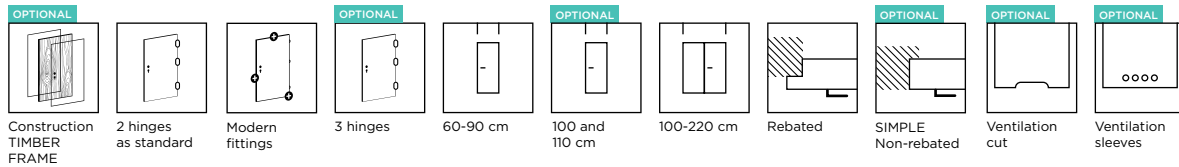
Standard non-rebated door leaf

### PRICE LIST

Colour group	Glazing	Price in PLN excl./ (inc.) VAT
PP	Black Lacobel	800.00 (984.00)
CPL	Black Lacobel	660.00 (811.80)
CLPL	Black Lacobel	650.00 (799.50)
FF	Black Lacobel	565.00 (694.95)



# A Host of Bespoke Options



## AVAILABLE WIDTHS

- 60, 70, 80, 90, other sizes available at an extra charge

## CONSTRUCTION

- MDF frame (timber frame available at an extra charge)
- Core: stabilising layer known as “honeycomb”
- Surface made of 6 mm thick HDF
- Edge finish types: SOFT in black (can be changed to standard finish in colour matching that of the door leaf surface or black, at no extra charge).

## COMPONENTS

- Lacobel glass, black
- A mortise key lock (options include a turn and release lock, a lock with a euro profile cylinder or without the bottom hole)
- Screw hinges, black, 2 pcs. (3 pcs. in the 90 door leaf). BRILLIANT hinges are fitted as standard. The colour can be changed to the others available, at no extra charge.

## DOOR FRAME VARIANTS

- Fixed: MDF
- Adjustable: DIN


## OPTIONS WITH AN EXTRA CHARGE

The products are available as per Polish standards. Cutting of doors to heights applicable according to Czech and Slovakian standards at no extra charge (for rebated and non-rebated systems).


NON-STANDARD WIDTH	EXTRA CHARGE
Widths 100 and 110	70.00 (86.10)
Up to 5 mm narrower	70.00 (86.10)
More than 5 mm narrower	95.00 (116.85)
Wider	95.00 (116.85)
NON-STANDARD HEIGHT	EXTRA CHARGE
Up to 60 mm shorter	50.00 (61.50)
More than 60 mm shorter	60.00 (73.80)
Up to 10 mm longer	60.00 (73.80)
Length from 11 mm to 450 mm	140.00 (172.20)
Additional hinge (required for 110 doors with solid core board, 110 door, and doors that are 110 mm to 450 mm longer)	20.00 (24.60)
Additional hinge for SIMPLE non-rebated system (required for doors that are 110 mm to 450 mm longer)	90.00 (110.70)
Change of lock position (recommended for doors with a non-standard height)	70.00 (86.10)
VENTILATION	EXTRA CHARGE
Ventilation undercut	30.00 (36.90)
Metal ventilation sleeves in nickel or bronze (pcs) (not available in size 60)	30.00 (36.90)
OTHER	EXTRA CHARGE
Timber frame	50.00 (61.50)
Door leaf, CONTRAST ABS system	70.00 (86.10)
Non-rebated door, SIMPLE system	200.00 (246.00)
Non-rebated door, wall-mounted standard sliding system, wall-mounted and pocket LOFT doors	50.00 (61.50)
Non-rebated door leaf, MAGIC sliding system	100.00 (123.00)
Door leaf, reversed swing system	250.00 (307.50)
Inactive door leaf for a double leaf (surcharge for timber frame applies)	90.00 (110.70)
Rebate 20 mm	60.00 (73.80)
Drop down seal	99.00 (121.77)

## AVAILABLE COLOURS


### PP GROUP



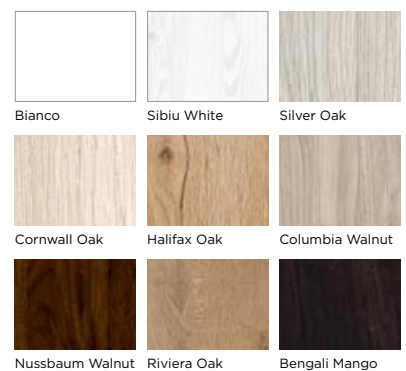
### CPL GROUP



### CLPL GROUP



### FF GROUP



# BASIC ASTORIA GOLD

BASIC ASTORIA GOLD, FF Bengali Mango, Bengali Mango door frame, Bengali Mango door edge



## EDGE FINISH TYPES

OPTIONAL



Standard rebated door leaf



SOFT rebated door leaf

OPTIONAL

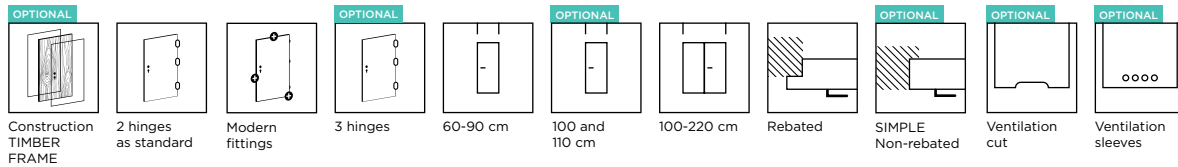


Standard non-rebated door leaf

## PRICE LIST

Colour group	Glazing	Price in PLN excl./ (inc.) VAT
PP	Gold Lacobel	880.00 (1082.40)
CPL	Gold Lacobel	730.00 (897.90)
FF	Gold Lacobel	640.00 (787.20)

# A Host of Bespoke Options



## AVAILABLE WIDTHS

- 60, 70, 80, 90, other sizes available at an extra charge

## CONSTRUCTION

- MDF frame (timber frame available at an extra charge)
- Core: stabilising layer known as “honeycomb”
- Surface made of 6 mm thick HDF
- Edge finish types: SOFT in black (can be changed to standard finish in colour matching that of the door leaf surface or black, at no extra charge).

## COMPONENTS

- Lacobel glass, gold
- A mortise key lock (options include a turn and release lock, a lock with a euro profile cylinder or without the bottom hole)
- Screw hinges, gold, 2 pcs. (3 pcs. in the 90 door leaf). BRILLIANT hinges are fitted as standard. The colour can be changed to the others available, at no extra charge.

## DOOR FRAME VARIANTS

- Fixed: MDF
- Adjustable: DIN


## OPTIONS WITH AN EXTRA CHARGE

The products are available as per Polish standards. Cutting of doors to heights applicable according to Czech and Slovakian standards at no extra charge (for rebated and non-rebated systems).

NON-STANDARD WIDTH	EXTRA CHARGE
Widths 100 and 110	70.00 (86.10)
Up to 5 mm narrower	70.00 (86.10)
More than 5 mm narrower	95.00 (116.85)
Wider	95.00 (116.85)
NON-STANDARD HEIGHT	EXTRA CHARGE
Up to 60 mm shorter	50.00 (61.50)
More than 60 mm shorter	60.00 (73.80)
Up to 10 mm longer	60.00 (73.80)
Length from 11 mm to 450 mm	140.00 (172.20)
Additional hinge (required for 110 doors with solid core board, 110 door, and doors that are 110 mm to 450 mm longer)	20.00 (24.60)
Additional hinge for SIMPLE non-rebated system (required for doors that are 110 mm to 450 mm longer)	90.00 (110.70)
Change of lock position (recommended for doors with a non-standard height)	70.00 (86.10)
VENTILATION	EXTRA CHARGE
Ventilation undercut	30.00 (36.90)
Metal ventilation sleeves in nickel or bronze (pcs) (not available in size 60)	30.00 (36.90)
OTHER	EXTRA CHARGE
Timber frame	50.00 (61.50)
Door leaf, CONTRAST ABS system	70.00 (86.10)
Non-rebated door, SIMPLE system	200.00 (246.00)
Non-rebated door, wall-mounted standard sliding system, wall-mounted and pocket LOFT doors	50.00 (61.50)
Non-rebated door leaf, MAGIC sliding system	100.00 (123.00)
Door leaf, reversed swing system	250.00 (307.50)
Inactive door leaf for a double leaf (surcharge for timber frame applies)	90.00 (110.70)
Rebate 20 mm	60.00 (73.80)
Drop down seal	99.00 (121.77)

## AVAILABLE COLOURS


### PP GROUP



### CPL GROUP



### FF GROUP



# BASIC ASTORIA WHITE

BASIC ASTORIA WHITE, CPL Uni White, CPL Uni White door frame, CPL Uni White door edge



**YOU CHOOSE**

The colours of the door frame and edge can be in the colour of the door or black.

**EDGE FINISH TYPES**

OPTIONAL




Standard rebated door leaf



SOFT rebated door leaf

OPTIONAL

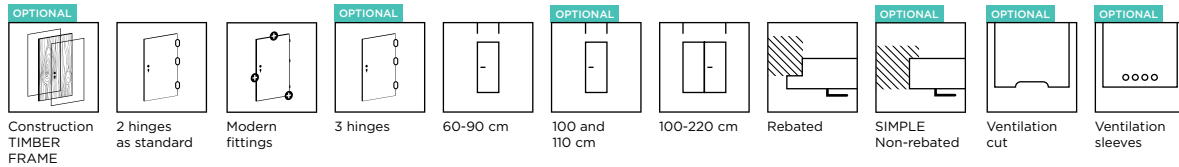


Standard non-rebated door leaf

**PRICE LIST**

Colour group	Glazing	Price in PLN excl./ (inc.) VAT
PP	Lacobel White	880.00 (1082.40)
CPL	Lacobel White	730.00 (897.90)
CLPL	Lacobel White	720.00 (885.60)
FF	Lacobel White	640.00 (787.20)

# A Host of Bespoke Options



## AVAILABLE WIDTHS

- 60, 70, 80, 90, other sizes available at an extra charge

## CONSTRUCTION

- MDF frame (timber frame available at an extra charge)
- Core: stabilising layer known as "honeycomb"
- Surface made of 6 mm thick HDF
- Edge finish types: SOFT in white (can be changed to standard finish in colour matching that of the door leaf surface or black, at no extra charge).

## COMPONENTS

- Lacobel glass, white
- A mortise key lock (options include a turn and release lock, a lock with a euro profile cylinder or without the bottom hole)
- Screw hinges, white, 2 pcs. (3 pcs. in the 90 door leaf). BRILLIANT hinges are fitted as standard. The colour can be changed to the others available, at no extra charge.

## DOOR FRAME VARIANTS

- Fixed: MDF
- Adjustable: DIN


## OPTIONS WITH AN EXTRA CHARGE

The products are available as per Polish standards. Cutting of doors to heights applicable according to Czech and Slovakian standards at no extra charge (for rebated and non-rebated systems).


NON-STANDARD WIDTH	EXTRA CHARGE
Widths 100 and 110	70.00 (86.10)
Up to 5 mm narrower	70.00 (86.10)
More than 5 mm narrower	95.00 (116.85)
Wider	95.00 (116.85)
NON-STANDARD HEIGHT	EXTRA CHARGE
Up to 60 mm shorter	50.00 (61.50)
More than 60 mm shorter	60.00 (73.80)
Up to 10 mm longer	60.00 (73.80)
Length from 11 mm to 450 mm	140.00 (172.20)
Additional hinge (required for 110 doors with solid core board, 110 door, and doors that are 110 mm to 450 mm longer)	20.00 (24.60)
Additional hinge for SIMPLE non-rebated system (required for doors that are 110 mm to 450 mm longer)	90.00 (110.70)
Change of lock position (recommended for doors with a non-standard height)	70.00 (86.10)
VENTILATION	EXTRA CHARGE
Ventilation undercut	30.00 (36.90)
Metal ventilation sleeves in nickel or bronze (pcs) (not available in size 60)	30.00 (36.90)
OTHER	EXTRA CHARGE
Timber frame	50.00 (61.50)
Door leaf, CONTRAST ABS system	70.00 (86.10)
Non-rebated door, SIMPLE system	200.00 (246.00)
Non-rebated door, wall-mounted standard sliding system, wall-mounted and pocket LOFT doors	50.00 (61.50)
Non-rebated door leaf, MAGIC sliding system	100.00 (123.00)
Door leaf, reversed swing system	250.00 (307.50)
Inactive door leaf for a double leaf (surcharge for timber frame applies)	90.00 (110.70)
Rebate 20 mm	60.00 (73.80)
Drop down seal	99.00 (121.77)

## AVAILABLE COLOURS


### PP GROUP



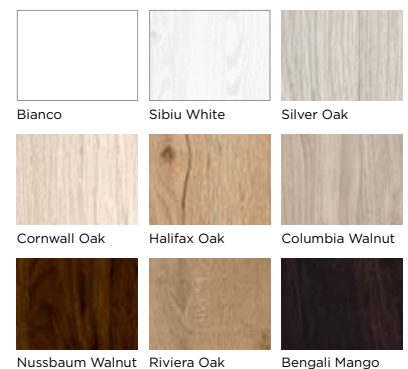
### CPL GROUP



### CLPL GROUP



### FF GROUP





BASIC PRESTON 01, FF Cornwall Oak



01 02 03 04 05 06 07 08

**PRICE LIST**

Colour group	Glazing	Price in PLN excl./ (inc.) VAT
CPL	Satin VSG 2.2.1	1045.00 (1285.35)
CLPL	Satin VSG 2.2.1	1035.00 (1273.05)
FF	Satin VSG 2.2.1	953.00 (1172.19)



Smart glazing bead



**DIN PLUS CLASS ARCHITRAVES**

For PRESTON doors, we recommend the DIN PLUS CLASS architraves with the shape corresponding to the glazing bead of the PRESTON model. See p. 188.



Solid core board



Satin VSG 2.2.1 glass



Modern nickel fittings



Glazing beads



Timber frame



3 hinges



60-90 cm



100 and 110 cm



100-220 cm



Rebated



SIMPLE Non-rebated



Ventilation cut



Ventilation sleeves



Air grille

## AVAILABLE WIDTHS

- 60, 70, 80, 90, other sizes available at an extra charge

## CONSTRUCTION

- Timber frame
- Solid core board
- Surface made of 3 mm thick HDF

## COMPONENTS

- Satin VSG 2.2.1 glass, plain on both sides
- A mortise key lock (options include a turn and release lock, a lock with a euro profile cylinder or without the bottom hole)
- Screw hinges, 3 pcs.

## DOOR FRAME VARIANTS

- Fixed: timber and MDF
- Adjustable: DIN, DUALE, ZOS

## OPTIONS WITH AN EXTRA CHARGE

The product is available as per Polish, Czech and Slovakian standards. Non-standard sizes available as per Polish standards.

NON-STANDARD WIDTH	EXTRA CHARGE
Widths 100 and 110	70.00 (86.10)
Up to 5 mm narrower	70.00 (86.10)
More than 5 mm narrower	95.00 (116.85)
Wider	95.00 (116.85)
NON-STANDARD HEIGHT	EXTRA CHARGE
Up to 60 mm shorter	50.00 (61.50)
More than 60 mm shorter	60.00 (73.80)
Up to 10 mm longer	60.00 (73.80)
Length from 11 mm to 450 mm	140.00 (172.20)
Additional hinge (required for 110 doors with solid core board, 110 door, and doors that are 110 mm to 450 mm longer)	20.00 (24.60)
Additional hinge for SIMPLE non-rebated system (required for doors that are 110 mm to 450 mm longer)	90.00 (110.70)
Change of lock position (recommended for doors with a non-standard height)	70.00 (86.10)
Modification of a model due to a non-standard door height	50.00 (61.50)
VENTILATION	EXTRA CHARGE
Ventilation undercut	30.00 (36.90)
Metal ventilation sleeves in nickel or bronze (pcs)	30.00 (36.90)
Plastic air grille	40.00 (49.20)
Plastic air grille in matt silver	60.00 (73.80)
Stainless steel air grille	240.00 (295.20)
OTHER	EXTRA CHARGE
Door leaf, CONTRAST system	55.00 (67.65)
Door leaf, CONTRAST ABS system	70.00 (86.10)
Non-rebated door, SIMPLE system	200.00 (246.00)
Non-rebated door, wall-mounted standard sliding system and wall-mounted LOFT	50.00 (61.50)
Non-rebated door leaf, MAGIC sliding system	100.00 (123.00)
Door leaf, reversed swing system	250.00 (307.50)
Inactive door leaf for a double leaf (minimum width PRESTON: S2 = 610 mm, smaller dimensions available only as STANDARD 01)	90.00 (110.70)
Rebate 20 mm	60.00 (73.80)

## AVAILABLE COLOURS

### CPL GROUP



Luminous Grey



Uni Grey



Uni Anthracite



Walnut



Uni Black

### CLPL GROUP



Bleached Larch



Honey Oak



Spanish Oak



Old Oak

### FF GROUP



Sibiu White



Silver Oak



Cornwall Oak



Halifax Oak



Columbia Walnut



Riviera Oak



Nussbaum Walnut



Bengali Mango



Timber  
frame



SARA 01  
PVC White Grain



01                      02                      03                      04

**PRICE LIST**

Colour group	Glazing	Price in PLN excl./.(inc.) VAT			
		Type 01	Type 02	Type 03	Type 04
PVC	Satin deco, Chinchilla or	630.00	740.00	820.00	990.00
	Transparent	(774.90)	(910.20)	(1008.60)	(1217.70)

**EXTRA CHARGE FOR GLAZING CHANGE**

	Type 01	Type 02	Type 03	Type 04
Lacomat* or Satin lines	-	46.00 (56.58)	173.00 (212.79)	253.00 (311.19)

**AVAILABLE WIDTHS**

- 60, 70, 80, 90, other sizes available at an extra charge
- Max overall door leaf width: 944 mm

**CONSTRUCTION**

- Timber frame
- Core: stabilising layer known as "honeycomb"
- Surface made of 3 mm thick HDF

**COMPONENTS**

- Satin deco glass, 4 mm thick
- A mortise key lock (options include a turn and release lock or with a euro profile cylinder)
- Screw hinges, 2 pcs. (3 pcs. in the 90 door leaf)

**DOOR FRAME VARIANTS**

- Fixed: timber and MDF
- Adjustable: DIN, DUALE, ZOS

**AVAILABLE COLOURS**

**PVC GROUP**



White Grain                      Natural Grandson Oak

**OPTIONS WITH AN EXTRA CHARGE**

The product is available as per Polish, Czech and Slovakian standards. Non-standard sizes available as per Polish standards.

	EXTRA CHARGE
<b>NON-STANDARD WIDTH</b>	
Up to 5 mm narrower	70.00 (86.10)
6 mm to 10 mm narrower	95.00 (116.85)
<b>NON-STANDARD HEIGHT</b>	
Up to 60 mm shorter	50.00 (61.50)
61 mm to 140 mm shorter	60.00 (73.80)
Up to 10 mm longer	60.00 (73.80)
Additional hinge	20.00 (24.60)
Change of lock position (recommended for doors with a non-standard height)	70.00 (86.10)
<b>VENTILATION</b>	
Ventilation undercut	30.00 (36.90)
Plastic ventilation sleeves (set)	20.00 (24.60)
Metal ventilation sleeves in nickel or bronze (pcs)	30.00 (36.90)
Plastic air grille	40.00 (49.20)
Plastic air grille in matt silver	60.00 (73.80)
Stainless steel air grille	240.00 (295.20)
<b>OTHER</b>	
Solid core board (extra charge applies for an additional hinge)	250.00 (307.50)
Door leaf, CONTRAST system	55.00 (67.65)
Door leaf, CONTRAST ABS system	70.00 (86.10)
Non-rebated door, SIMPLE system	200.00 (246.00)
Non-rebated door leaf, MAGIC sliding system	100.00 (123.00)
Door leaf, reversed swing system	250.00 (307.50)
Inactive door leaf for double leaf doors (min width for SARA: S2 = 610 mm.)	90.00 (110.70)
Door closer reinforcement	45.00 (55.35)
Rebate 20 mm	60.00 (73.80)
Bolt lock with core (extra charge applies for an adjustable striker in the frame)	50.00 (61.50)
Top lock with core	40.00 (49.20)
Top bolt lock with core (extra charge applies for an adjustable striker in the frame)	40.00 (49.20)
Multipoint lock (not for doors with DIN, DUALE or ZOS frames)	390.00 (479.70)
3D hinges adjustable in three planes (available complete with a frame fitted with the 3D hinges)	40.00 (49.20)
200° Panoramic door viewer	100.00 (123.00)
Drop down seal	99.00 (121.77)

\*While stocks last





Premium quality as standard

BASIC  
ANATOLIA



ANATOLIA 03  
PVC White Grain



01 02 03 04

**PRICE LIST**

Colour group	Glazing*	Price in PLN excl./ (inc.) VAT			
		Type 01	Type 02	Type 03	Type 04
PVC	White Bark, Chinchilla or Transparent	630.00 (774.90)	740.00 (910.20)	820.00 (1008.60)	990.00 (1217.70)

**EXTRA CHARGE FOR GLAZING CHANGE**

	Type 01	Type 02	Type 03	Type 04
Satin deco	-	35.00 (43.05)	110.00 (135.30)	173.00 (212.79)
Lacomat* or Satin lines	-	46.00 (56.58)	173.00 (212.79)	253.00 (311.19)

\*White bark effect door glazing as standard.

**AVAILABLE WIDTHS**

- 60, 70, 80, 90, other sizes available at an extra charge
- Max overall door leaf width: 944 mm

**CONSTRUCTION**

- Timber frame
- Core: stabilising layer known as "honeycomb"
- Surface made of HDF of 3 mm

**COMPONENTS**

- White bark glass, 4 mm thick
- A mortise key lock (options include a turn and release lock or with a euro profile cylinder)
- Screw hinges, 2 pcs. (3 pcs. in the 90 door leaf)

**DOOR FRAME VARIANTS**

- Fixed: timber and MDF
- Adjustable: DIN, DUALE, ZOS

**AVAILABLE COLOURS**

**PVC GROUP**



White Grain Supermatt Grey\*\*



Natural Grandson Oak

**OPTIONS WITH AN EXTRA CHARGE**

The product is available as per Polish, Czech and Slovakian standards. Non-standard sizes available as per Polish standards.

NON-STANDARD WIDTH	EXTRA CHARGE
Up to 5 mm narrower	70.00 (86.10)
6 mm to 10 mm narrower	95.00 (116.85)
NON-STANDARD HEIGHT	
Up to 60 mm shorter	50.00 (61.50)
61 mm to 140 mm shorter	60.00 (73.80)
Up to 10 mm longer	60.00 (73.80)
Additional hinge	20.00 (24.60)
Change of lock position (recommended for doors with a non-standard height)	70.00 (86.10)
VENTILATION	
Ventilation undercut	30.00 (36.90)
Plastic ventilation sleeves (set)	20.00 (24.60)
Metal ventilation sleeves in nickel or bronze (pcs)	30.00 (36.90)
Plastic air grille	40.00 (49.20)
Plastic air grille in matt silver	60.00 (73.80)
Stainless steel air grille	240.00 (295.20)
OTHER	
Solid core board (extra charge applies for an additional hinge)	250.00 (307.50)
Door leaf, CONTRAST system	55.00 (67.65)
Door leaf, CONTRAST ABS system	70.00 (86.10)
Non-rebated door, SIMPLE system	200.00 (246.00)
Non-rebated door leaf, MAGIC sliding system	100.00 (123.00)
Door leaf, reversed swing system	250.00 (307.50)
Inactive door leaf for double leaf doors (min width for ANATOLIA: S2 = 610 mm.)	90.00 (110.70)
Door closer reinforcement	45.00 (55.35)
Rebate 20 mm	60.00 (73.80)
Bolt lock with core (extra charge applies for an adjustable striker in the frame)	50.00 (61.50)
Top lock with core	40.00 (49.20)
Top bolt lock with core (extra charge applies for an adjustable striker in the frame)	40.00 (49.20)
Multipoint lock (not for doors with DIN, DUALE or ZOS frames)	390.00 (479.70)
3D hinges adjustable in three planes (available complete with a frame fitted with the 3D hinges)	40.00 (49.20)
200° Panoramic door viewer	100.00 (123.00)
Drop down seal	99.00 (121.77)

\*\* PVC Supermatt Grey colour available only for ANATOLIA 01 version

\*While stocks last

# COMMON FEATURES OF THE **BASIC** COLLECTION

BASIC DALLAS 4/4, FF Riviera Oak



## AVAILABLE WIDTHS

- 60, 70, 80, 90, other sizes available at an extra charge

## CONSTRUCTION

- MDF frame (timber frame available at an extra charge)
- Core: stabilising layer known as “honeycomb”
- Surface made of 3 mm thick HDF

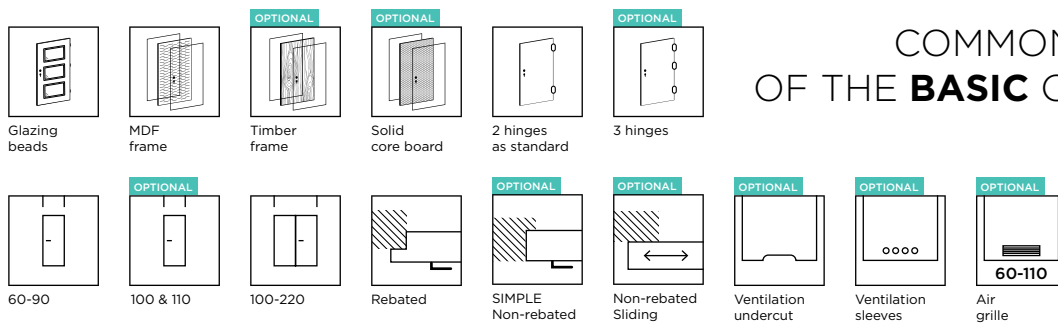
## DOOR FRAME VARIANTS

- Fixed: timber and MDF
- Adjustable: DIN, DUALE, ZOS
- Steel: fixed, square – large, adjustable

## COMPONENTS

- Glass: Satin deco th. 4 mm,  
For the PRESTON model: Satin VSG 2.2.1 glass,  
For the ANATOLIA, CLASSIC and STANDARD models:  
White bark glass,  
For the MADRID and MACADI-3 models: Satin macadi  
glass,
- A mortise key lock (options include a turn and release  
lock, a lock with a euro profile cylinder or without the  
bottom hole)
- Screw hinges, 2 pcs. (3 pcs. in the 90 door and in the  
PRESTON model)

# COMMON FEATURES OF THE **BASIC** COLLECTION



## OPTIONS WITH AN EXTRA CHARGE

The product is available as per Polish, Czech and Slovakian standards. Non-standard sizes available as per Polish standards.

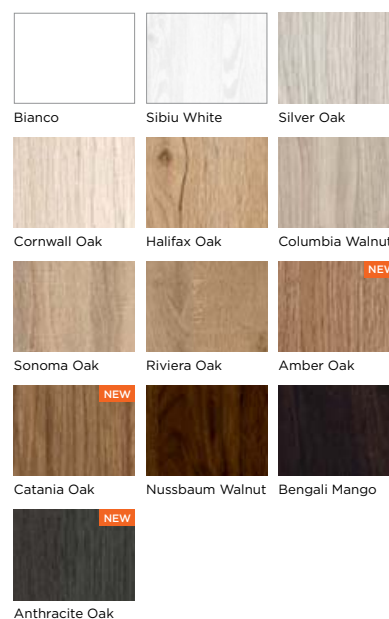
NON-STANDARD WIDTH	EXTRA CHARGE
Widths 100 and 110	70.00 (86.10)
Up to 5 mm narrower	70.00 (86.10)
More than 5 mm narrower	95.00 (116.85)
Wider	95.00 (116.85)
NON-STANDARD HEIGHT	EXTRA CHARGE
Up to 60 mm shorter	50.00 (61.50)
More than 60 mm shorter	60.00 (73.80)
Up to 10 mm longer	60.00 (73.80)
11 mm to 450 mm longer (except for the LAK colour group)	140.00 (172.20)
Additional hinge (required for 110 doors with solid core board, and doors that are 110 mm to 450 mm longer)	20.00 (24.60)
Additional hinge for SIMPLE non-rebated system (required for doors that are 110 mm to 450 mm longer)	90.00 (110.70)
Change of lock position (recommended for doors with a non-standard height)	70.00 (86.10)
Modification of a model due to a non-standard door height	50.00 (61.50)
VENTILATION	EXTRA CHARGE
Ventilation undercut	30.00 (36.90)
Plastic ventilation sleeves (set)	20.00 (24.60)
Metal ventilation sleeves in nickel or bronze (pcs)	30.00 (36.90)
Plastic air grille	40.00 (49.20)
Plastic air grille in matt silver	60.00 (73.80)
Stainless steel air grille	240.00 (295.20)
OTHER	EXTRA CHARGE
Timber frame	50.00 (61.50)
Solid core board (extra charge applies for an additional hinge)	120.00 (147.60)
Two colour door leaf	50.00%
Door leaf, CONTRAST system	55.00 (67.65)
Door leaf, CONTRAST ABS system	70.00 (86.10)
Non-rebated door, SIMPLE system	200.00 (246.00)
Non-rebated door, wall-mounted standard sliding system, wall-mounted and pocket LOFT doors	50.00 (61.50)
Non-rebated door leaf, MAGIC sliding system	100.00 (123.00)
Door leaf, reversed swing system	250.00 (307.50)
Inactive door leaf for double leaf doors (extra charge applies for a timber frame)	90.00 (110.70)
Inactive door leaf for double leaf doors, width S2 under 610 mm (Standard O1 only; additional charge for a timber frame applies)	185.00 (227.55)
Reinforcement for door closer (only for doors with a honeycomb core)	45.00 (55.35)
Rebate 20 mm	60.00 (73.80)
Bolt lock with core (extra charge applies for an adjustable striker in the frame)	50.00 (61.50)
Top lock with core	40.00 (49.20)
Top bolt lock with core (extra charge applies for an adjustable striker in the frame)	40.00 (49.20)
Multipoint lock (not for doors with DIN, DUALE or ZOS frames)	390.00 (479.70)
3D hinges adjustable in three planes (available complete with a frame fitted with the 3D hinges)	40.00 (49.20)
200° Panoramic door viewer	100.00 (123.00)
Drop down seal	99.00 (121.77)
Customisation for mounting an electric door strike in the inactive door leaf	80.00 (98.40)

## AVAILABLE COLOURS


### CPL GROUP



### FF GROUP



### LAK GROUP



\* Colours available for the Manhattan, Flavio, Boston and Classic models

# BASIC MANHATTAN

For descriptions, colours available in the BASIC collection, and an extra charge table, go to page 114-115. The doors are also available in CPL Uni White, CPL Uni Grey, CPL Uni Anthracite.



MANHATTAN 4/4  
FF Halifax Oak



0/4      1/4      2/4      3/4      4/4

### PRICE LIST

Colour group	Glazing	Price in PLN excl./ (inc.) VAT
CPL	Satin deco, Chinchilla or Transparent	705.00 (867.15)
FF	Satin deco, Chinchilla or Transparent	612.00 (752.76)
LAK	Satin deco, Chinchilla or Transparent	546.00 (671.58)

### EXTRA CHARGE FOR GLAZING CHANGE

	Type 1/4	Type 2/4	Type 3/4	Type 4/4
Lacomat* or Satin lines	58.00 (71.34)	116.00 (142.68)	174.00 (214.02)	232.00 (285.36)

# BASIC FLAVIO

For descriptions, colours available in the BASIC collection, and an extra charge table, go to page 114-115. The doors are also available in CPL Uni White, CPL Uni Grey, CPL Uni Anthracite.



FLAVIO 03  
FF Cornwall Oak



01      02      03

### PRICE LIST

Colour group	Glazing	Price in PLN excl./ (inc.) VAT
CPL	Satin deco, Chinchilla or Transparent	520.00 (639.60)
FF	Satin deco, Chinchilla or Transparent	427.00 (525.21)
LAK	Satin deco, Chinchilla or Transparent	362.00 (445.26)

### EXTRA CHARGE FOR GLAZING CHANGE

	Type 02	Type 03
Lacomat* or Satin lines	23.00 (28.29)	52.00 (63.96)

# BASIC BOSTON

For descriptions, colours available in the BASIC collection, and an extra charge table, go to page 114-115. The doors are also available in CPL Uni White, CPL Uni Grey, CPL Uni Anthracite.



BOSTON 05  
LAK Scandinavian Elm



01 02 03 04 05 06

### PRICE LIST

Colour group	Glazing	Price in PLN excl./ (inc.) VAT
CPL	Satin deco, Chinchilla or Transparent	635.00 (781.05)
FF	Satin deco, Chinchilla or Transparent	545.00 (670.35)
LAK	Satin deco, Chinchilla or Transparent	480.00 (590.40)

### EXTRA CHARGE FOR GLAZING CHANGE

	Type 03	Type 04	Type 05	Type 06
Lacomat* or Satin lines	32.00 (39.36)	65.00 (79.95)	76.00 (93.48)	152.00 (186.96)

# BASIC CLASSIC

For descriptions, colours available in the BASIC collection, and an extra charge table, go to page 114-115. The doors are also available in LAK White, CPL Uni White, CPL Uni Grey, CPL Uni Anthracite.



CLASSIC 03  
LAK White



01 02 03

### PRICE LIST

Colour group	Glazing*	Price in PLN excl./ (inc.) VAT	
		Types 01, 03	Type 02
CPL	White Bark, Chinchilla or Transparent	580.00 (713.40)	480.00 (590.40)
FF	White Bark, Chinchilla or Transparent	487.00 (599.01)	389.00 (478.47)
LAK	White Bark, Chinchilla or Transparent	422.00 (519.06)	324.00 (398.52)

### EXTRA CHARGE FOR GLAZING CHANGE

	Type 02	Type 03
Satin deco	35.00 (43.05)	110.00 (135.30)
Lacomat* or Satin lines	46.00 (56.58)	173.00 (212.79)

\*White bark effect door glazing as standard.

# BASIC LAMBRO

For descriptions, colours available in the BASIC collection, and an extra charge table, go to page 114-115.



NEW

0/5      1/5      2/5      3/5      4/5      5/5

LAMBRO 5/5  
FF Catania Oak

### PRICE LIST

Colour group	Glazing	Price in PLN excl./ (inc.) VAT
FF	Satin deco, Chinchilla or Transparent	475.00 (584.25)
LAK	Satin deco, Chinchilla or Transparent	409.00 (503.07)

### EXTRA CHARGE FOR GLAZING CHANGE

	Type 1/5	Type 2/5	Type 3/5	Type 4/5	Type 5/5
Lacomat* or Satin lines	46.00 (56.58)	92.00 (113.16)	138.00 (169.74)	184.00 (226.32)	230.00 (282.90)

# BASIC CENTUR

For descriptions, colours available in the BASIC collection, and an extra charge table, go to page 114-115.



NEW

0/3      1/3      2/3      3/3

CENTUR 3/3  
FF Amber Oak

### PRICE LIST


Colour group	Glazing	Price in PLN excl./ (inc.) VAT
FF	Satin deco, Chinchilla or Transparent	418.00 (514.14)
LAK	Satin deco, Chinchilla or Transparent	352.00 (432.96)

### EXTRA CHARGE FOR GLAZING CHANGE


	Type 1/3	Type 2/3	Type 3/3
Lacomat* or Satin lines	40.00 (49.20)	80.00 (98.40)	120.00 (147.60)

For descriptions, colours available in the BASIC collection, and an extra charge table, go to page 114-115.

## BASIC MILAN



MILAN 6/6  
FF Bengali Mango



0/6      2/6      4/6      6/6

### PRICE LIST


Colour group	Glazing	Price in PLN excl./ (inc.) VAT
FF	Satin deco, Chinchilla or Transparent	530.00 (651.90)
LAK	Satin deco, Chinchilla or Transparent	464.00 (570.72)

### EXTRA CHARGE FOR GLAZING CHANGE


	Type 2/6	Type 4/6	Type 6/6
Lacomat* or Satin lines	39.00 (47.97)	78.00 (95.94)	117.00 (143.91)

For descriptions, colours available in the BASIC collection, and an extra charge table, go to page 114-115.

## BASIC PESARO



PESARO 5/5  
FF Bengali Mango



0/5      1/5      2/5 v1      2/5 v2      3/5 v1      3/5 v2      4/5      5/5

### PRICE LIST

Colour group	Glazing	Price in PLN excl./ (inc.) VAT
FF	Satin deco, Chinchilla or Transparent	624.00 (767.52)
LAK	Satin deco, Chinchilla or Transparent	558.00 (686.34)

### EXTRA CHARGE FOR GLAZING CHANGE

	Type 1/5	Type 2/5 v1	Type 2/5 v2	Type 3/5 v1	Type 3/5 v2	Type 4/5	Type 5/5
Lacomat* or Satin lines	58.00 (71.34)	77.00 (94.71)	39.00 (47.97)	135.00 (166.05)	173.00 (212.79)	155.00 (190.65)	210.00 (258.30)

\*While stocks last

BASIC Collection

# BASIC TRIVENTO

For descriptions, colours available in the BASIC collection, and an extra charge table, go to page 114-115.



TRIVENTO 3/3  
LAK Bleached Oak



0/3      1/3 v1      1/3 v2      2/3 v1      2/3 v2      3/3

### PRICE LIST

Colour group	Glazing	Price in PLN excl./.(inc.) VAT
FF	Satin deco, Chinchilla or Transparent	625.00 (768.75)
LAK	Satin deco, Chinchilla or Transparent	560.00 (688.80)

### EXTRA CHARGE FOR GLAZING CHANGE

	Type 1/3 v1	Type 1/3 v2	Type 2/3 v1	Type 2/3 v2	Type 3/3
Lacomat* or Satin lines	104.00 (127.92)	40.00 (49.20)	145.00 (178.35)	207.00 (254.61)	247.00 (303.81)

# BASIC DALLAS

For descriptions, colours available in the BASIC collection, and an extra charge table, go to page 114-115.



DALLAS 4/4  
LAK Bleached Oak



0/4      1/4      2/4      3/4      4/4

### PRICE LIST

Colour group	Glazing	Price in PLN excl./.(inc.) VAT
FF	Satin deco, Chinchilla or Transparent	420.00 (516.60)
LAK	Satin deco, Chinchilla or Transparent	356.00 (437.88)

### EXTRA CHARGE FOR GLAZING CHANGE

	Type 1/4	Type 2/4	Type 3/4	Type 4/4
Lacomat* or Satin lines	18.00 (22.14)	36.00 (44.28)	54.00 (66.42)	72.00 (88.56)



# BASIC MADRID

For descriptions, colours available in the BASIC collection, and an extra charge table, go to page 114-115.



MADRID 3/3  
FF Bengali Mango



0/3      1/3      2/3      3/3

### PRICE LIST

Colour group	Glazing*	Price in PLN excl./ (inc.) VAT
FF	Satin macadi, Satin deco, Chinchilla or Transparent	420.00 (516.60)
LAK	Satin macadi, Satin deco, Chinchilla or Transparent	355.00 (436.65)

### EXTRA CHARGE FOR GLAZING CHANGE

	Type 1/3	Type 2/3	Type 3/3
Lacomat* or Satin lines	32.00 (39.36)	64.00 (78.72)	96.00 (118.08)


\*Satin macadi door glazing as standard.

# BASIC MACADI-3

For descriptions, colours available in the BASIC collection, and an extra charge table, go to page 114-115.



MACADI-3 3/3  
FF Cornwall Oak



0/3      1/3      2/3      3/3

### PRICE LIST

Colour group	Glazing*	Price in PLN excl./ (inc.) VAT
FF	Satin macadi, Satin deco, Chinchilla or Transparent	420.00 (516.60)
LAK	Satin macadi, Satin deco, Chinchilla or Transparent	355.00 (436.65)

### EXTRA CHARGE FOR GLAZING CHANGE

	Type 1/3	Type 2/3	Type 3/3
Lacomat* or Satin lines	32.00 (39.36)	64.00 (78.72)	96.00 (118.08)

\*Satin macadi door glazing as standard.

\*While stocks last

BASIC Collection

# BASIC CARSON

For descriptions, colours available in the BASIC collection, and an extra charge table, go to page 114-115.



CARSON 04  
LAK Bleached Oak



01 02 03 04 05 06 07

## PRICE LIST

Colour group	Glazing	Price in PLN excl./ (inc.) VAT	
		Types 01, 02, 03, 04, 05	Types 06, 07
FF	Satin deco, Chinchilla or Transparent	459.00 (564.57)	665.00 (817.95)
LAK	Satin deco, Chinchilla or Transparent	394.00 (484.62)	595.00 (731.85)

## EXTRA CHARGE FOR GLAZING CHANGE

	Type 03	Types 04, 05	Types 06, 07
Lacomat* or Satin lines	35.00 (43.05)	104.00 (127.92)	253.00 (311.19)

# BASIC PANAMA

For descriptions, colours available in the BASIC collection, and an extra charge table, go to page 114-115.



PANAMA 3/3  
LAK Silver Oak



0/3 1/3 v1 1/3 v2 2/3 v1 2/3 v2 3/3

## PRICE LIST

Colour group	Glazing	Price in PLN excl./ (inc.) VAT
FF	Satin deco, Chinchilla or Transparent	384.00 (472.32)
LAK	Satin deco, Chinchilla or Transparent	318.00 (391.14)

## EXTRA CHARGE FOR GLAZING CHANGE

	Type 1/3 v1	Type 1/3 v2	Type 2/3 v1	Type 2/3 v2	Type 3/3
Lacomat* or Satin lines	20.00 (24.60)	6.00 (7.38)	25.00 (30.75)	39.00 (47.97)	45.00 (55.35)

For descriptions, colours available in the BASIC collection, and an extra charge table, go to page 114-115.

## BASIC PORTO



PORTO 6/6  
FF Riviera Oak



0/6      2/6v1      2/6v2      4/6      6/6

### PRICE LIST

Colour group	Glazing	Price in PLN excl./ (inc.) VAT
FF	Satin deco, Chinchilla or Transparent	528.00 (649.44)
LAK	Satin deco, Chinchilla or Transparent	462.00 (568.26)

### EXTRA CHARGE FOR GLAZING CHANGE

	Type 2/6v1, 2/6v2	Type 4/6	Type 6/6
Lacomat* or Satin lines	39.00 (47.97)	78.00 (95.94)	117.00 (143.91)

For descriptions, colours available in the BASIC collection, and an extra charge table, go to page 114-115.

## BASIC RIMINI



RIMINI 5/5  
FF Nussbaum Walnut



0/5      1/5      2/5      3/5      4/5      5/5

### PRICE LIST

Colour group	Glazing	Price in PLN excl./ (inc.) VAT
FF	Satin deco, Chinchilla or Transparent	614.00 (755.22)
LAK	Satin deco, Chinchilla or Transparent	548.00 (674.04)

### EXTRA CHARGE FOR GLAZING CHANGE

	Type 1/5	Type 2/5	Type 3/5	Type 4/5	Type 5/5
Lacomat* or Satin lines	46.00 (56.58)	92.00 (113.16)	138.00 (169.74)	184.00 (226.32)	230.00 (282.90)

\*While stocks last

BASIC Collection

# BASIC SOFIA

For descriptions, colours available in the BASIC collection, and an extra charge table, go to page 114-115.



0/3      1/3      2/3      3/3

SOFIA 3/3  
LAK Silver Oak

### PRICE LIST

Colour group	Glazing	Price in PLN excl./ (inc.) VAT
FF	Satin deco, Chinchilla or Transparent	620.00 (762.60)
LAK	Satin deco, Chinchilla or Transparent	555.00 (682.65)

### EXTRA CHARGE FOR GLAZING CHANGE

	Type 1/3	Type 2/3	Type 3/3
Lacomat* or Satin lines	83.00 (102.09)	166.00 (204.18)	249.00 (306.27)

# BASIC LIMA

For descriptions, colours available in the BASIC collection, and an extra charge table, go to page 114-115.



0/3      1/3      3/3      1/1      2/2

LIMA 3/3  
LAK Silver Oak

### PRICE LIST

Colour group	Glazing	Price in PLN excl./ (inc.) VAT
FF	Satin deco, Chinchilla or Transparent	412.00 (506.76)
LAK	Satin deco, Chinchilla or Transparent	347.00 (426.81)

### EXTRA CHARGE FOR GLAZING CHANGE

	Types 1/1 & 1/3	Type 2/2	Type 3/3
Lacomat* or Satin lines	18.00 (22.14)	36.00 (44.28)	54.00 (66.42)

For descriptions, colours available in the BASIC collection, and an extra charge table, go to page 114-115.

## BASIC VERONA



VERONA 4/4  
LAK Bleached Oak



0/4      1/4      2/4      3/4      4/4

### PRICE LIST

Colour group	Glazing	Price in PLN excl./ (inc.) VAT
FF	Satin deco, Chinchilla or Transparent	472.00 (580.56)
LAK	Satin deco, Chinchilla or Transparent	407.00 (500.61)

### EXTRA CHARGE FOR GLAZING CHANGE


	Type 1/4	Type 2/4	Type 3/4	Type 4/4
Lacomat* or Satin lines	20.00 (24.60)	40.00 (49.20)	60.00 (73.80)	80.00 (98.40)

For descriptions, colours available in the BASIC collection, and an extra charge table, go to page 114-115.

## BASIC VEDI



VEDI 5/5  
LAK Silver Oak



0/5      1/5      2/5      3/5      4/5      5/5

### PRICE LIST

Colour group	Glazing	Price in PLN excl./ (inc.) VAT
FF	Satin deco, Chinchilla or Transparent	435.00 (535.05)
LAK	Satin deco, Chinchilla or Transparent	370.00 (455.10)

### EXTRA CHARGE FOR GLAZING CHANGE

	Type 1/5	Type 2/5	Type 3/5	Type 4/5	Type 5/5
Lacomat* or Satin lines	13.00 (15.99)	26.00 (31.98)	39.00 (47.97)	52.00 (63.96)	65.00 (79.95)

\*While stocks last

# BASIC VENTE

For descriptions, colours available in the BASIC collection, and an extra charge table, go to page 114-115.



0/4      1/4      2/4      3/4      4/4

### PRICE LIST

Colour group	Glazing	Price in PLN excl./ (inc.) VAT
FF	Satin deco, Chinchilla or Transparent	558.00 (686.34)
LAK	Satin deco, Chinchilla or Transparent	492.00 (605.16)

### EXTRA CHARGE FOR GLAZING CHANGE

	Type 1/4	Type 2/4	Type 3/4	Type 4/4
Lacomat* or Satin lines	46.00 (56.58)	92.00 (113.16)	138.00 (169.74)	184.00 (226.32)

VENTE 4/4  
FF Silver Oak

# BASIC LYON

For descriptions, colours available in the BASIC collection, and an extra charge table, go to page 114-115.



01      02      03      04

### PRICE LIST

Colour group	Glazing	Price in PLN excl./ (inc.) VAT
FF	Satin deco, Chinchilla or Transparent	720.00 (885.60)
LAK	Satin deco, Chinchilla or Transparent	651.00 (800.73)

### EXTRA CHARGE FOR GLAZING CHANGE

	Type 02	Type 03	Type 04
Lacomat* or Satin lines	75.00 (92.25)	155.00 (190.65)	225.00 (276.75)

LYON 03  
FF Catania Oak

For descriptions, colours available in the BASIC collection, and an extra charge table, go to page 114-115.



VIGO 03  
FF Nussbaum Walnut



01 02 03

### PRICE LIST

Colour group	Glazing	Price in PLN excl./ (inc.) VAT	
		Type 02	Type 03
FF	Satin deco, Chinchilla or Transparent	620.00 (762.60)	
LAK	Satin deco, Chinchilla or Transparent	554.00 (681.42)	

### EXTRA CHARGE FOR GLAZING CHANGE

	Type 02	Type 03
Lacomat* or Satin lines	58.00 (71.34)	173.00 (212.79)

For descriptions, colours available in the BASIC collection, and an extra charge table, go to page 114-115. The door is also available in LAK White.



STANDARD 03  
LAK White



02 03 04

BASIC  
STANDARD 01  
Find more possibilities  
in p. 102.

### PRICE LIST

Colour group	Glazing*	Price in PLN excl./ (inc.) VAT		
		Type 02	Type 03	Type 04
FF	White Bark, Chinchilla or Transparent	379.00 (466.17)	487.00 (599.01)	638.00 (784.74)
LAK	White Bark, Chinchilla or Transparent	320.00 (393.60)	428.00 (526.44)	578.00 (710.94)

### EXTRA CHARGE FOR GLAZING CHANGE

	Type 02	Type 03	Type 04
Satin deco	35.00 (43.05)	110.00 (135.30)	173.00 (212.79)
Lacomat* or Satin lines	46.00 (56.58)	173.00 (212.79)	253.00 (311.19)

\*White bark effect door glazing as standard.

\*While stocks last

BASIC Collection

325





INTERNAL  
ENTRANCE  
DOORS

STANDARD SOLID PLUS, CLPL Old Oak

# STANDARD SOLID PLUS /

SOLID PLUS doors are designed for use as internal entrance doors. The complete doorset consists of a 46 mm thick door leaf, a 90 mm wide fixed timber door frame, a steel threshold, a door viewer and a handle.

## AVAILABLE WIDTHS

- 80, 90, other sizes available at an extra charge

## DOOR LEAF CONSTRUCTION

- Timber frame
- Solid core board
- Surface made of 6 mm thick HDF

## DOOR FRAME

- Timber, fixed, 44 x 90 mm

## COMPONENTS

### Door leaf:

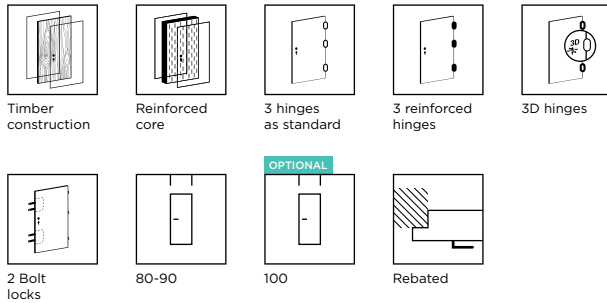
- Mortise bolt locks with a euro profile cylinder, 2 pcs.
- Screw hinges adjustable in three planes, 3 pcs.
- 200° Panoramic door viewer
- Hinge security bolts
- Seal

### Fixed timber door frame:

- Adjustable door strikes, 2 pcs.
- Screw hinges adjustable in three planes, 3 pcs.
- Seal
- Installation kit

### Components:

- Stainless steel sheet threshold with seal
- Lambda handle with top escutcheon in stainless steel colour (see p. 203)



### PRICE LIST

Colour group	Price in PLN: excl./ (inc.) VAT
PVC	1795.00 (2207.85)
CPL	1565.00 (1924.95)
CLPL	1540.00 (1894.20)
FF	1530.00 (1881.90)
LAK	1370.00 (1685.10)

### OPTIONS AT AN EXTRA CHARGE - DOOR LEAF

The products are available as per Polish standards.

NON-STANDARD WIDTH	EXTRA CHARGE
Width 100	70.00 (86.10)
Up to 5 mm narrower	70.00 (86.10)
More than 5 mm narrower	95.00 (116.85)
Wider	95.00 (116.85)

NON-STANDARD HEIGHT	EXTRA CHARGE
Up to 60 mm shorter	50.00 (61.50)
More than 60 mm shorter	60.00 (73.80)
Up to 10 mm longer	60.00 (73.80)
Additional hinge (required for the 100 door leaf)	20.00 (24.60)
Change of lock position (recommended for doors with a non-standard height)	70.00 (86.10)

OTHER	EXTRA CHARGE
Door leaf, CONTRAST system	55.00 (67.65)
Multipoint lock	390.00 (479.70)
Timber threshold with seal, without a decorative layer	90.00 (110.70)
Drop down seal	99.00 (121.77)

### OPTIONS AT AN EXTRA CHARGE - TIMBER DOOR FRAME

Non-standard width	60.00 (73.80)
Non-standard height: longer by up to 10 mm	60.00 (73.80)
Non-standard height: shorter	50.00 (61.50)
Change of door strike position (recommended for door frames with a non-standard height)	70.00 (86.10)
Additional hinge (required for the 100 door frame)	20.00 (24.60)
Multipoint lock strike	90.00 (110.70)


## STANDARD SOLID PLUS

### AVAILABLE COLOURS


#### PVC GROUP



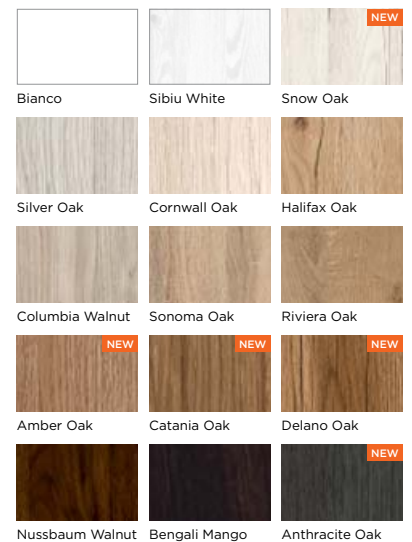
#### CPL GROUP




#### CLPL GROUP



#### FF GROUP



#### LAK GROUP



# VEGAS

## SOLID PLUS

SOLID PLUS doors are designed for use as internal entrance doors. The complete doorset consists of a 46 mm thick door leaf, a 90 mm wide fixed timber door frame, a steel threshold, a door viewer and a handle.

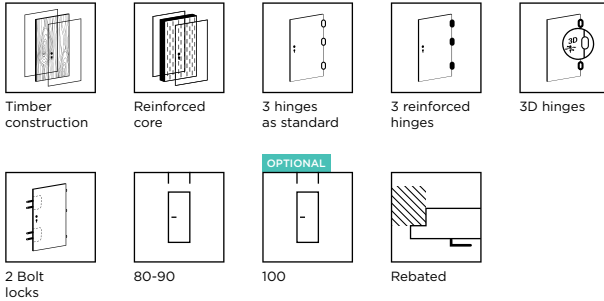
VEGAS SOLID PLUS 13, PVC Supermatt Grey



03                      05                      06



07                      08                      09                      10                      11                      12                      13



## AVAILABLE WIDTHS

- 80, 90, other sizes available at an extra charge

## DOOR LEAF CONSTRUCTION

- Timber frame
- Solid core board
- Surface made of 6 mm thick MDF

## DOOR FRAME

- 44 mm x 90 mm

## COMPONENTS

### Door leaf:

- Mortise bolt locks with a euro profile cylinder, 2 pcs.
- Screw hinges adjustable in three planes, 3 pcs.
- 200° Panoramic door viewer
- Hinge security bolts
- Seal

### Fixed timber door frame:

- Adjustable door strikes, 2 pcs.
- Screw hinges adjustable in three planes, 3 pcs.
- Seal
- Installation kit

### Components:

- Stainless steel sheet threshold with seal
- Lambda handle with top escutcheon in stainless steel colour (see p. 203)

## PRICE LIST

Colour group	Price in PLN: excl./(inc.) VAT
PVC	1900.00 (2337.00)

## OPTIONS AT AN EXTRA CHARGE - DOOR LEAF

The products are available as per Polish standards.

NON-STANDARD WIDTH	EXTRA CHARGE
Width 100	70.00 (86.10)
Up to 5 mm narrower	70.00 (86.10)
More than 5 mm narrower	95.00 (116.85)
Wider	95.00 (116.85)
NON-STANDARD HEIGHT	EXTRA CHARGE
Up to 60 mm shorter	50.00 (61.50)
More than 60 mm shorter	60.00 (73.80)
Up to 10 mm longer	60.00 (73.80)
Additional hinge (required for the 100 door leaf)	20.00 (24.60)
Change of lock position (recommended for doors with a non-standard height)	70.00 (86.10)
OTHER	EXTRA CHARGE
Door leaf, CONTRAST system	55.00 (67.65)
Multipoint lock	390.00 (479.70)
Timber threshold with seal, without a decorative layer	90.00 (110.70)
Drop down seal	99.00 (121.77)

## PVC GROUP



White Grain

Supermatt Grey

Natural Grandson Oak

## OPTIONS AT AN EXTRA CHARGE - TIMBER DOOR FRAME

Non-standard width	60.00 (73.80)
Non-standard height: longer by up to 10 mm	60.00 (73.80)
Non-standard height: shorter	50.00 (61.50)
Change of door strike position (recommended for door frames with a non-standard height)	70.00 (86.10)
Additional hinge (required for the 100 door frame)	20.00 (24.60)
Multipoint lock strike	90.00 (110.70)

# ACOUSTIC

ACOUSTIC ENTRANCE DOORS, CLPL Old Oak

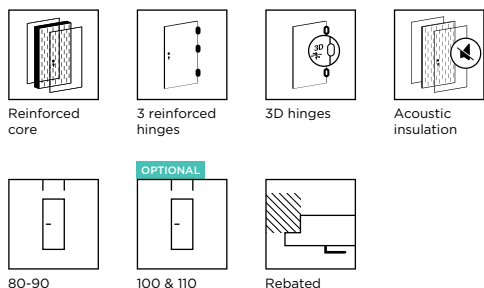


Remember your accessories.  
Check out our range of entrance door handles.  
See p. 196.

Our technical doors are designed for use as internal entrance doors. The single door version ensures acoustic insulation at the level of 32 dB; double door version = 27 dB. The thickness of the door leaf is 50 mm.

## TYPICAL DIMENSIONS OF INTERNAL ENTRANCE DOORS

Width	Door opening width [mm]	Door opening height [mm]	Frame outer width [mm]	Frame outer height [mm]	Suggested installation opening [mm] (W x H)
SINGLE DOORS	80	2017	911	2071	930 x 2081
	90	2017	1011	2071	1030 x 2081
	100	2017	1111	2071	1130 x 2081
	110	2017	1211	2071	1230 x 2081



**AVAILABLE WIDTHS**

- 80, 90, other sizes available at an extra charge

**CONSTRUCTION**

Door leaf:

- Three-layer fire-resistant chipboard without a frame, with wooden strip glued around the perimeter
- Surface made of 3 mm thick HDF

Door frame:

- Timber, fixed: 54 mm x 90 mm

**COMPONENTS**

Door leaf:

- Mortise, euro profile cylinder lock
- Screw hinges, adjustable, 3 pcs.
- Drop down seal

Door frame:

- Striker
- Screw hinges, adjustable, 3 pcs.
- Soundproofing seal
- Installation kit

Components:

- OVAL 1701 handle with bottom pull for insert

**PRICE LIST**

Colour group	Price in PLN: excl./ (inc.) VAT	
	Single doors (32 dB)	Double doors (27 dB)
PVC	2450.00 (3013.50)	4800.00 (5904.00)
CPL	2290.00 (2816.70)	4505.00 (5541.15)
CLPL	2280.00 (2804.40)	4480.00 (5510.40)
FF	2190.00 (2693.70)	4320.00 (5313.60)

**OPTIONS WITH AN EXTRA CHARGE**

The products are available as per Polish standards.


NON-STANDARD WIDTH	EXTRA CHARGE
Widths 100 and 110	50%
Up to 5 mm narrower	130.00 (159.90)
More than 5 mm narrower	155.00 (190.65)
Wider	155.00 (190.65)
NON-STANDARD HEIGHT	EXTRA CHARGE
Up to 60 mm shorter	100.00 (123.00)
More than 60 mm shorter	110.00 (135.30)
Up to 10 mm longer	120.00 (147.60)
Length from 11 mm to 300 mm	50%
Additional hinge (required for the 100 and 110 doors, and doors that are 110 mm to 300 mm longer)	110.00 (135.30)
Change of door lock and strike positions (recommended for doors with a non-standard height)	140.00 (172.20)
OTHER	EXTRA CHARGE
Fire rated air grille 300 mm x 150 mm	900.00 (1107.00)
Top lock with core	100.00 (123.00)
200° Panoramic door viewer	100.00 (123.00)
Customised door for customer's lock to be installed	180.00 (221.40)
DOOR CLOSERS AND ELECTRIC STRIKES	
GROOM 200 surface-mounted door closer with sprung arm, silver	280.00 (344.40)
GROOM 200 surface-mounted door closer for double doors, silver	990.00 (1,217.70)
Concealed door closer ITS96	800.00 (984.00)
Concealed door closer ITS96 for double doors	2600.00 (3,198.00)
Fire rated electric door strike	1200.00 (1,476.00)

**AVAILABLE COLOURS**


**PVC GROUP**      



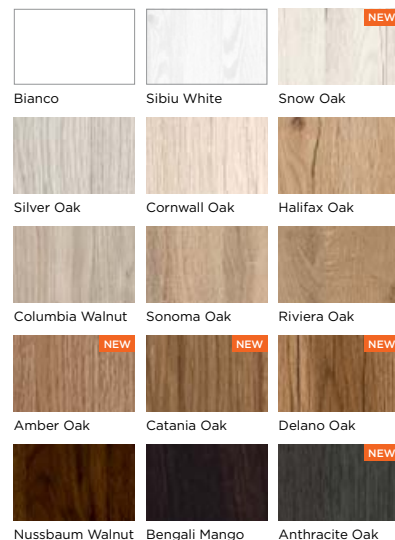
**CPL GROUP**      



**CLPL GROUP**      



**FF GROUP**      



# ACOUSTIC EI30 FIRE RATED

FIRE RATED ACOUSTIC INTERNAL ENTRANCE DOORS EI30, CLPL Old Oak



Remember your accessories.  
Check out our range  
of entrance door handles.  
See p. 196.

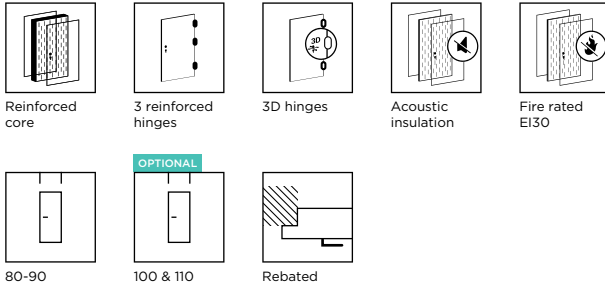
Our fire rated technical doors are designed for use as internal entrance doors. The single door version ensures acoustic insulation at the level of 32 dB; double door version = 27 dB. The thickness of the door leaf is 50 mm. Technical fire rated doors can be installed on masonry walls (115 mm min. th.), concrete or reinforced concrete walls (100 mm min. th.), cellular concrete walls (150 mm min. th.) or EI30 fire rated gypsum board walls (100 mm min. th.).

## TYPICAL DIMENSIONS OF INTERNAL ENTRANCE DOORS

Width		Door opening width [mm]	Door opening height [mm]	Frame outer width [mm]	Frame outer height [mm]	Suggested installation opening [mm] (W x H)
SINGLE DOORS	80	801	2017	911	2071	930 x 2081
	90	901	2017	1011	2071	1030 x 2081
	100	1001	2017	1111	2071	1130 x 2081
	110	1101	2017	1211	2071	1230 x 2081



# ACOUSTIC EI30 FIRE RATED



## AVAILABLE WIDTHS

- 80, 90, other sizes available at an extra charge

## CONSTRUCTION

### Door leaf:

- Three-layer fire-resistant chipboard without a frame, with wooden strip glued around the perimeter
- Surface made of 3 mm thick HDF

### Door frame:

- Timber, fixed: 54 mm x 90 mm

## COMPONENTS

### Door leaf:

- Mortise, euro profile cylinder lock
- Screw hinges, adjustable, 3 pcs.
- Drop down seal

### Door frame:

- Striker
- Screw hinges, adjustable, 3 pcs.
- Soundproofing seal
- Installation kit
- Intumescent seal
- Intumescent smoke seal (in smoke control doors)

### Components:

- OVAL 1701 handle with bottom pull for insert
- GROOM 200 surface-mounted door closer with sprung arm, silver
- GROOM 200 surface-mounted door closer with sprung arm for double doors, silver

## PRICE LIST

Colour group	Price in PLN: excl./ (inc.) VAT			
	Single doors (32 dB)	Smoke control single doors (32 dB)	Double doors (27 dB)	Smoke control double doors (27 dB)
PVC	2830.00 (3480.90)	2880.00 (3542.40)	5520.00 (6789.60)	5585.00 (6869.55)
CPL	2680.00 (3296.40)	2730.00 (3357.90)	5230.00 (6432.90)	5290.00 (6506.70)
CLPL	2665.00 (3277.95)	2720.00 (3345.60)	5200.00 (6396.00)	5265.00 (6475.95)
FF	2575.00 (3167.25)	2630.00 (3234.90)	5040.00 (6199.20)	5100.00 (6273.00)

## OPTIONS WITH AN EXTRA CHARGE

The products are available as per Polish standards.

	EXTRA CHARGE
<b>NON-STANDARD WIDTH</b>	
Widths 100 and 110	50%
Up to 5 mm narrower	130.00 (159.90)
More than 5 mm narrower	155.00 (190.65)
Wider	155.00 (190.65)
<b>NON-STANDARD HEIGHT</b>	
Up to 60 mm shorter	100.00 (123.00)
More than 60 mm shorter	110.00 (135.30)
Up to 10 mm longer	120.00 (147.60)
Length from 11 mm to 300 mm	50%
Additional hinge (required for the 100 and 110 doors, and doors that are 110 mm to 300 mm longer)	110.00 (135.30)
Change of door lock and strike positions (recommended for doors with a non-standard height)	140.00 (172.20)
<b>OTHER</b>	
Fire rated air grille 300 mm x 150 mm (not in smoke control doors)	900.00 (1107.00)
Top lock with core	100.00 (123.00)
200° Panoramic door viewer	100.00 (123.00)
Customised door for customer's lock to be installed	180.00 (221.40)
<b>DOOR CLOSERS AND ELECTRIC STRIKES</b>	
GROOM 200 surface-mounted door closer with sprung arm, silver	No extra charge
GROOM 200 surface-mounted door closer with sprung arm for double doors, silver	990.00 (1217.70)
Concealed door closer ITS96	800.00 (984.00)
Concealed door closer ITS96 for double doors	2600.00 (3,198.00)
Fire rated electric door strike	1200.00 (1476.00)


Fire doors must be fitted with a fire rated door closer. For more information, see p. 204.

## AVAILABLE COLOURS


### PVC GROUP




### CPL GROUP



### CLPL GROUP



### FF GROUP



# ACOUSTIC EI60 FIRE RATED

FIRE RATED ACOUSTIC INTERNAL ENTRANCE DOORS EI60, CLPL Old Oak



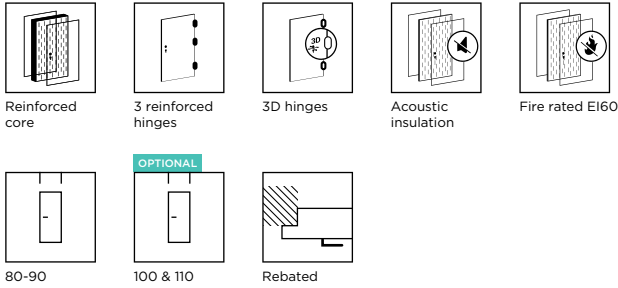
Remember your accessories.  
Check out our range  
of entrance door handles.  
See p. 196.

Our technical doors are designed for use as internal entrance doors. The single door version ensures acoustic insulation at the level of 32 dB; double door version = 27 dB. The thickness of the door leaf is 60 mm. Technical fire rated doors can be installed on masonry walls (115 mm min. th.), concrete or reinforced concrete walls (100 mm min. th.), cellular concrete walls (175 mm min. th.) and EI60 fire rated gypsum board walls (100 mm min. th.).

## TYPICAL DIMENSIONS OF INTERNAL ENTRANCE DOORS

Width		Door opening width [mm]	Door opening height [mm]	Frame outer width [mm]	Frame outer height [mm]	Suggested installation opening [mm] (W x H)
SINGLE DOORS	80	801	2017	911	2071	930 x 2081
	90	901	2017	1011	2071	1030 x 2081
	100	1001	2017	1111	2071	1130 x 2081
	110	1101	2017	1211	2071	1230 x 2081

# ACOUSTIC EI60 FIRE RATED



## AVAILABLE WIDTHS

- 80, 90, other sizes available at an extra charge

## CONSTRUCTION

### Door leaf:

- Three-layer fire-resistant chipboard without a frame, with wooden strip glued around the perimeter
- Surface made of 3 mm thick HDF

### Door frame:

- Timber, fixed: 54 mm x 90 mm

## COMPONENTS

### Door leaf:

- Mortise, euro profile cylinder lock
- Screw hinges, adjustable, 3 pcs.
- Drop down seal

### Door frame:

- Striker
- Screw hinges, adjustable, 3 pcs.
- Soundproofing seal
- Installation kit
- Intumescent seal
- Intumescent smoke seal (in smoke control doors)

### Components:

- OVAL 1701 handle with bottom pull for insert
- GROOM 200 surface-mounted door closer with sprung arm, silver
- GROOM 200 surface-mounted door closer with sprung arm for double doors, silver

## PRICE LIST

Colour group	Price in PLN: excl./ (inc.) VAT			
	Single doors (32 dB)	Smoke control single doors (32 dB)	Double doors (27 dB)	Smoke control double doors (27 dB)
PVC	3030.00 (3726.90)	3080.00 (3788.40)	5920.00 (7281.60)	5990.00 (7367.70)
CPL	2880.00 (3542.40)	2930.00 (3603.90)	5630.00 (6924.90)	5690.00 (6998.70)
CLPL	2870.00 (3530.10)	2920.00 (3591.60)	5600.00 (6888.00)	5670.00 (6974.10)
FF	2775.00 (3413.25)	2830.00 (3480.90)	5440.00 (6691.20)	5500.00 (6765.00)

## OPTIONS WITH AN EXTRA CHARGE

The products are available as per Polish standards.

OPTION	EXTRA CHARGE
<b>NON-STANDARD WIDTH</b>	<b>EXTRA CHARGE</b>
Widths 100 and 110	50%
Up to 5 mm narrower	130.00 (159.90)
More than 5 mm narrower	155.00 (190.65)
Wider	155.00 (190.65)
<b>NON-STANDARD HEIGHT</b>	<b>EXTRA CHARGE</b>
Up to 60 mm shorter	100.00 (123.00)
More than 60 mm shorter	110.00 (135.30)
Up to 10 mm longer	120.00 (147.60)
Length from 11 mm to 300 mm	50%
Additional hinge (required for the 100 and 110 doors, and doors that are 110 mm to 300 mm longer)	110.00 (135.30)
Change of door lock and strike positions (recommended for doors with a non-standard height)	140.00 (172.20)
<b>OTHER</b>	<b>EXTRA CHARGE</b>
Fire rated air grille 300 mm x 150 mm (not in smoke control doors)	850.00 (1045.50)
Top lock with core	100.00 (123.00)
200° Panoramic door viewer	100.00 (123.00)
Customised door for customer's lock to be installed	180.00 (221.40)
<b>DOOR CLOSERS AND ELECTRIC STRIKES</b>	
GROOM 200 surface-mounted door closer with sprung arm, silver	No extra charge
GROOM 200 surface-mounted door closer for double doors with sprung arm, silver	990.00 (1217.70)
Concealed door closer ITS96	800.00 (984.00)
Concealed door closer for double doors ITS96	2600.00 (3198.00)
Fire rated electric door strike	1200.00 (1476.00)


Fire doors must be fitted with a fire rated door closer. For more information, see p. 204.

## AVAILABLE COLOURS


### PVC GROUP




### CPL GROUP

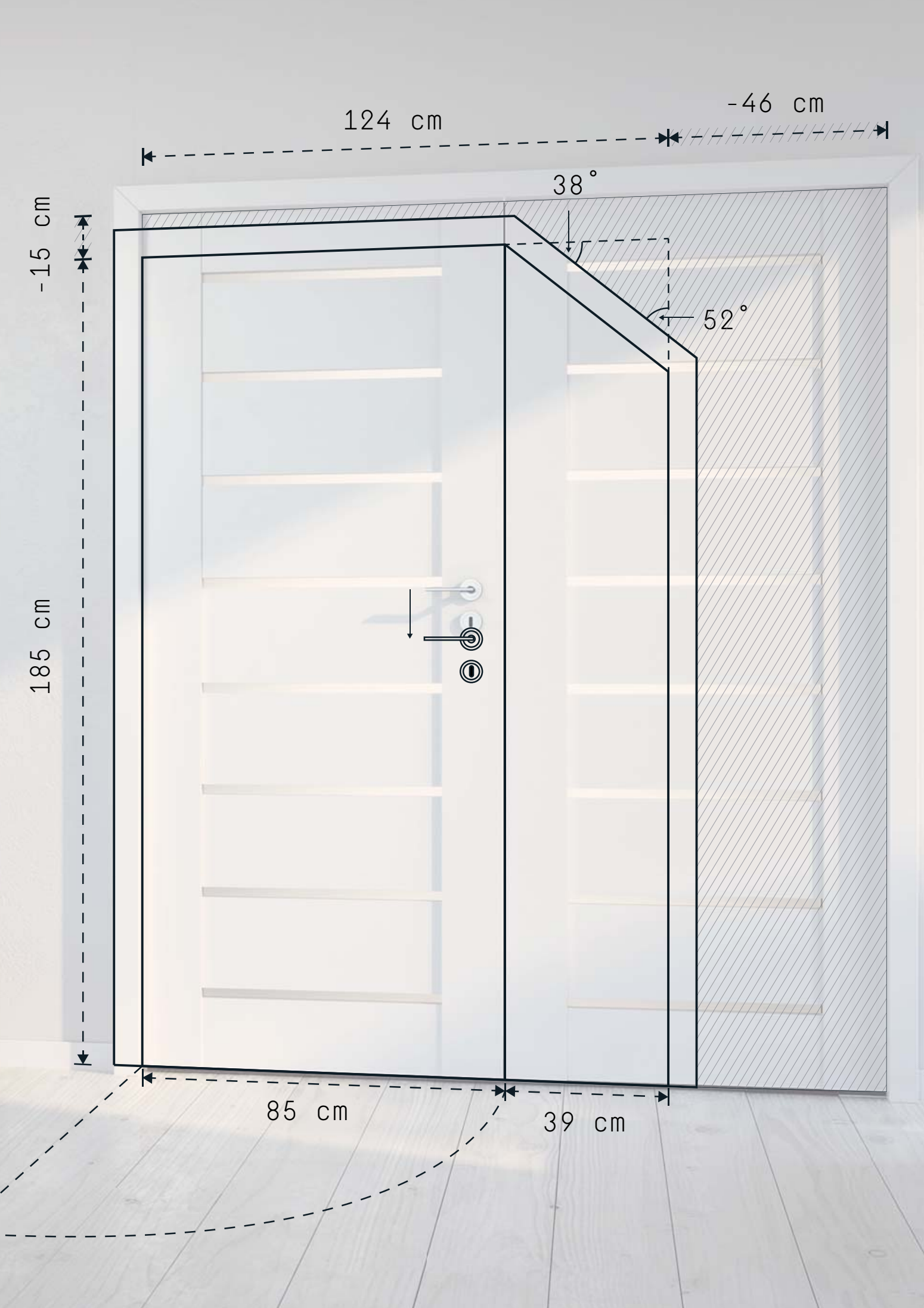


### CLPL GROUP



### FF GROUP





124 cm

-46 cm

-15 cm

185 cm

38°

52°

85 cm

39 cm

drzwi na iarę

VIVENTO

Work with us to design  
a bespoke door for your  
interior

At VIVENTO, we understand that arranging your living space is of great importance to you and a source of strong emotions. Choosing the size, style, colour and material of a door is not to be underestimated. We have been manufacturing the best doors for your interior for over 37 years. We also do it when the layout of your space requires non-standard solutions.

# TALLER DOOR OPTIONS



## BRILLIANT COLLECTION DOORS

What a door will look like depends on the non-standard height, whereas the modification must be agreed on an individual basis. Modification options for tall doors shown here are only for reference.

### EXTRA CHARGES FOR CHANGING DOOR LEAF SIZES

The products are available as per Polish standards. Cutting of doors to heights applicable according to Czech and Slovakian standards at no extra charge (for rebated and non-rebated systems).


NON-STANDARD WIDTH	EXTRA CHARGE
Width 100	70.00 (86.10)
Widths < 60	430.00 (528.90)
Non-standard width	210.00 (258.30)

NON-STANDARD HEIGHT	EXTRA CHARGE
Up to 60 mm shorter	60.00 (73.80)
More than 60 mm shorter (feasibility evaluated case by case)	220.00 (270.60)
Up to 240 mm longer (feasibility evaluated case by case)	220.00 (270.60)
Additional hinge (required for doors 110 mm to 240 mm longer)	25.00 (30.75)
Additional hinge for SIMPLE non-rebated system (required for doors 110 mm to 240 mm longer)	90.00 (110.70)
Change of lock position (recommended for doors with a non-standard height)	70.00 (86.10)
Modification of a model due to a non-standard door height	100.00 (123.00)

Max height +47 cm

Standard height



PRESTIGE PB-02, standard height

203 cm

47 cm



PRESTIGE PB-02, height +47 cm, extra hinge, changed lock position, Modification of model due to a non-standard door height

## PRESTIGE COLLECTION DOORS

What a door will look like depends on the non-standard height, whereas the modification must be agreed on an individual basis. Modification options for tall doors shown here are only for reference.

### EXTRA CHARGES FOR CHANGING DOOR LEAF SIZES

The product is available as per Polish, Czech and Slovakian standards. Non-standard sizes available as per Polish standards.

NON-STANDARD WIDTH	EXTRA CHARGE
Width 100	70.00 (86.10)
Widths < 60	430.00 (528.90)
Non-standard width, Door with Satin Deco, Lacomat or VSG 2.2.1 Satin glass	210.00 (258.30)
NON-STANDARD HEIGHT	EXTRA CHARGE
Up to 60 mm shorter	60.00 (73.80)
More than 60 mm shorter (feasibility evaluated case by case) Door with Satin Deco, Lacomat or VSG 2.2.1 Satin glass.	220.00 (270.60)
Up to 470 mm longer (feasibility evaluated case by case) Door with Satin Deco, Lacomat or VSG 2.2.1 Satin glass.	220.00 (270.60)
Additional hinge (required for doors 110 mm to 470 mm longer)	25.00 (30.75)
Additional hinge for SIMPLE non-rebated system (required for doors 110 mm to 470 mm longer)	90.00 (110.70)
Change of lock position (recommended for doors with a non-standard height)	70.00 (86.10)
Modification of a model due to a non-standard door height	100.00 (123.00)

# TALLER DOOR OPTIONS



## BASIC COLLECTION DOORS

What a door will look like depends on the non-standard height, whereas the modification must be agreed on an individual basis. Modification options for tall doors shown here are only for reference.

### EXTRA CHARGES FOR CHANGING DOOR LEAF SIZES

The product is available as per Polish, Czech and Slovakian standards. Non-standard sizes available as per Polish standards.

NON-STANDARD WIDTH	EXTRA CHARGE
Widths 100 and 110	70.00 (86.10)
Up to 5 mm narrower	70.00 (86.10)
More than 5 mm narrower	95.00 (116.85)
Wider	95.00 (116.85)
NON-STANDARD HEIGHT	EXTRA CHARGE
Up to 60 mm shorter	50.00 (61.50)
More than 60 mm shorter	60.00 (73.80)
Up to 10 mm longer	60.00 (73.80)
11 mm to 450 mm longer (except for the LAK colour group)	140.00 (172.20)
Additional hinge (required for 110 doors with solid core board, and doors that are 110 mm to 450 mm longer)	20.00 (24.60)
Additional hinge for SIMPLE non-rebated system (required for doors that are 110 mm to 450 mm longer)	90.00 (110.70)
Change of lock position (recommended for doors with a non-standard height)	70.00 (86.10)
Modification of a model due to a non-standard door height	50.00 (61.50)



**TIMBER**  
FIXED DOOR FRAME



**EXTRA CHARGES FOR CHANGED DOOR FRAME SIZES**

NON-STANDARD WIDTH	EXTRA CHARGE
Widths 100 and 110	25% extra charge
Non-standard width	60.00 (73.80)
NON-STANDARD HEIGHT	EXTRA CHARGE
Shorter	50.00 (61.50)
Up to 10 mm longer	60.00 (73.80)
Additional hinge	20.00 (24.60)
Change of door strike position (recommended for door frames with a non-standard height)	70.00 (86.10)

**MDF**  
FIXED DOOR FRAME



**EXTRA CHARGES FOR CHANGED DOOR FRAME SIZES**

NON-STANDARD WIDTH	EXTRA CHARGE
Widths 100 and 110	25% extra charge
Non-standard width	60.00 (73.80)
NON-STANDARD HEIGHT	EXTRA CHARGE
Shorter	50.00 (61.50)
Up to 10 mm longer	60.00 (73.80)
11 mm to 470 mm longer	140.00 (172.20)
Additional hinge	20.00 (24.60)
Additional hinge in SIMPLE non-rebated system	90.00 (110.70)
Change of door strike position (recommended for door frames with a non-standard height)	70.00 (86.10)

ADJUSTABLE DOOR FRAME  
**DIN**



**EXTRA CHARGES FOR CHANGED DOOR FRAME SIZES**

NON-STANDARD WIDTH	EXTRA CHARGE
Widths 100 and 110	25%
Double door frame 100-200	25%
Non-standard width	80.00 (98.40)
Non-standard width of adjustable angle	30.00 (36.90)
NON-STANDARD HEIGHT	EXTRA CHARGE
Shorter	50.00 (61.50)
Up to 10 mm longer	60.00 (73.80)
11 mm to 470 mm longer	230.00 (282.90)
Additional hinge	20.00 (24.60)
Change of door strike position (recommended for door frames with a non-standard height)	70.00 (86.10)
Non-standard height of adjustable angle	30.00 (36.90)

ADJUSTABLE DOOR FRAME  
**DUALE - DOUBLE RANGE**



**EXTRA CHARGES FOR CHANGED DOOR FRAME SIZES**

NON-STANDARD WIDTH	EXTRA CHARGE
Widths 100 and 110	25%
Double door frame 100-200	25%
Non-standard width	80.00 (98.40)
Non-standard width of adjustable angle	30.00 (36.90)
NON-STANDARD HEIGHT	EXTRA CHARGE
Shorter	50.00 (61.50)
Up to 10 mm longer	60.00 (73.80)
11 mm to 470 mm longer	230.00 (282.90)
Additional hinge	20.00 (24.60)
Change of door strike position (recommended for door frames with a non-standard height)	70.00 (86.10)
Non-standard height of adjustable angle	30.00 (36.90)

# SIMPLE NON-REBATED DOOR SYSTEM /

drzwi na **miarę**  
VIVENTO



PRESTIGE AN-02, CPL Uni Grey

SIMPLE non-rebated system doors are manufactured according to any model available in the BRILLIANT, ELEGANTE, PRESTIGE and BASIC door collections. Their standard accessories include 2 mortise hinges, adjustable in three planes, and a magnetic key lock, turn and release lock, euro profile cylinder lock or an economy lock, that is without the bottom hole, to ensure silent closing.

Changing the height of the SIMPLE door will make changing the hinge and lock positions necessary.

When ordering the SIMPLE double doors, please note the required size of the installation opening (see p. 216).



Mortise hinge, adjustable in three planes



Magnetic lock in the door leaf



Adjustable magnetic lock strike in the door frame

# SIMPLE NON-REBATED DOOR SYSTEM

drzwi na **miarę**

## AVAILABLE WIDTHS

- 60, 70, 80, 90, other sizes available at an extra charge

## AVAILABLE COLOURS

- As per the range of your selected door and door frame model

## CONSTRUCTION

- As per the range of your selected door and door frame model

## DOOR FRAME VARIANTS

- Fixed: timber & MDF in the 44 mm × 100 mm size
- Adjustable: DIN adjustment range min. (100-120) and more

## PRICE LIST

Colour group	Price in PLN: excl./ (inc.) VAT	
	Non-rebated door, SIMPLE system	Door frame, SIMPLE non-rebated system
PP		
CPL	Price of selected model + surcharge: 200.00 (246.00)	Price of selected model + surcharge: 200.00 (246.00)
CLPL		
FF		

## COMPONENTS

### Door leaf:

- A magnetic key lock (options include a turn and release lock with a bolt diameter reduction, a lock with a euro profile cylinder or without the bottom hole)
- A standard mortise key lock for double rebated doors where the door leaves come together (can be changed to a euro profile cylinder lock or a lock without a bottom hole).
- 2 mortise hinges, adjustable in three planes

### Door frame:

- 2 mortise hinges, adjustable in three planes
- Magnetic lock strike
- Seal
- Installation kit

## OPTIONS WITH AN EXTRA CHARGE

The products are available as per Polish standards.

	EXTRA CHARGE
Additional door hinge (for taller doors)	90.00 (110.70)
Additional door frame hinge (for taller door frames)	90.00 (110.70)
rod diameter reducer for WC lock	3.00 (3.69)

Other options at an extra charge as per the range of your selected door and door frame model.

## FRAMES FOR SIMPLE NON-REBATED DOOR SYSTEM



Fixed timber door frame in SIMPLE system

See p. 174



Fixed MDF door frame in SIMPLE system

See p. 176



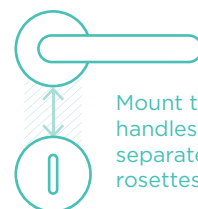
Adjustable DIN door frame in SIMPLE system

See p. 184



For detailed dimensions and specifications for the non-rebated SIMPLE system go to pp. 215-216.

## ATTENTION!



Mount the handles on separate rosettes

## COLOURS OF MORTISE HINGES AVAILABLE IN SIMPLE SYSTEM



Chrome



White



Black



Gold



# CONTRAST SYSTEM DOORS



The CONTRAST system is available for BASIC series doors and entrance doors. It enables the use of edging (facing applied on the thickness of a door) that has a different colour than that of the main door plane. This also makes it possible to mix and match the colours of the frame and door. The system is available for both rebated and non-rebated doors.

Two types of edges are available – **CONTRAST** and **CONTRAST ABS**, with a coating thickness of 1 mm.

When placing an order for the CONTRAST system, please indicate the colour of the door leaf, the colour of the edge and the colour of the door frame.

# CONTRAST

## DOOR EDGES

CONTRAST system	EXTRA CHARGE
CONTRAST system for BASIC door leaf	55.00 (67.65)

### COLOURS AVAILABLE IN THE CONTRAST SYSTEM:



CPL Matt Gold




CPL Matt Silver

### PVC GROUP




White Grain Supermatt Grey Natural Grandson Oak

### CPL GROUP



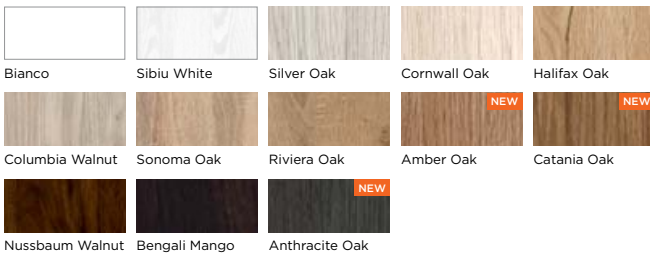
Uni White Luminous Grey Uni Grey Uni Anthracite  
Walnut Uni Black Matt Gold (NEW) Matt Silver (NEW)

### CLPL GROUP



Bleached Larch Honey Oak Spanish Oak Old Oak

### FF GROUP



Bianco Sibiu White Silver Oak Cornwall Oak Halifax Oak  
Columbia Walnut Sonoma Oak Riviera Oak Amber Oak (NEW) Catania Oak (NEW)  
Nussbaum Walnut Bengali Mango Anthracite Oak (NEW)

### LAK GROUP



White Bleached Oak Silver Oak Scandinavian Elm

# CONTRAST ABS

## DOOR EDGES

CONTRAST system	EXTRA CHARGE
CONTRAST ABS system for BASIC door leaf	70.00 (86.10)

### COLOURS AVAILABLE IN THE CONTRAST ABS SYSTEM:



ABS Bianco



ABS Natural Grandson Oak



ABS Halifax Oak



ABS Cornwall Oak



ABS Concrete Grey

Reversed swing doors

SIMPLE standard door

BASIC STANDARD 01, CPL Uni Grey

# REVERSED SWING DOORS

Reversed swing doors or just reverse doors are different from conventional doors in the way they are installed. They swing open towards the interior of a room, and their external side is flush with the wall. In other words, they typically swing in, although they look as if they swing out. For example, they are perfect for small corridors.

The reversed swing door system is available for the BASIC collection, complete with a DIN adjustable frame. For full specifications, including door colours, please see the relevant BASIC models (pp. 95-121) and the section on DIN adjustable frames. The reverse swing system frames are available only with a fixed angle and 80 mm architraves or an adjustable angle and 60 mm architraves in a 45° standard joint for a minimum wall thickness of 100 mm.

## REVERSED SWING DOORS WITH DIN DOOR FRAME

WIDTH	Door opening width W [mm]	Frame outer width W2 [mm]	Frame outer width inc. architraves W3 [mm]	total width of S2 door leaf [mm]	Suggested installation opening width S0 [mm]	Door opening height H1 [mm]	total height of H2 door leaf [mm]	Frame outer height H3 [mm]	Frame height with architraves H4 [mm]	Suggested installation opening height H0 [mm]
60	628	696	788	644	725	2028	2029	2062	2108	2075
70	728	796	888	744	825					
80	828	896	988	844	925					
90	928	996	1088	944	1025					
100	1028	1096	1188	1044	1125					
110	1128	1196	1288	1144	1225					

### OPTIONS WITH AN EXTRA CHARGE

The products are available as per Polish standards.

Reversed swing door system	EXTRA CHARGE
Door leaf, reversed swing system	250.00 (307.50)
Adjustable DIN door frame, reversed swing system	250.00 (307.50)
rod diameter reducer for WC lock	3.00 (3.69)
Additional door hinge (for taller doors)	100.00 (123.00)
Additional door frame hinge (for taller door frames)	100.00 (123.00)



### TIP

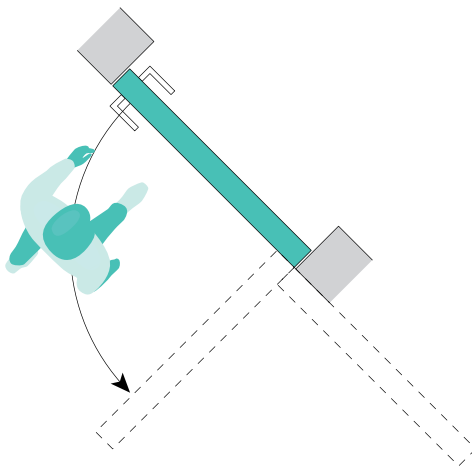
When you order a reversed swing door, note the flooring transition which should be right under the door leaf after installation.

### HINGE COLOURS AVAILABLE IN REVERSED SWING DOORS

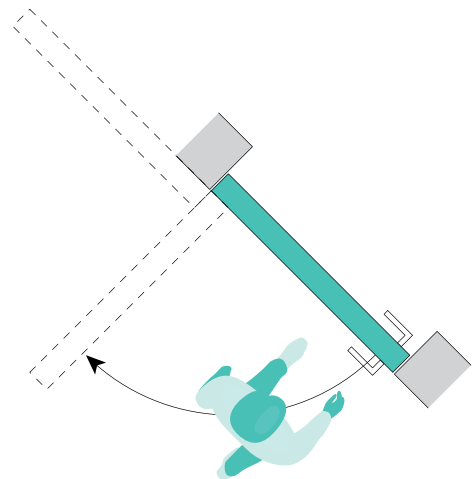


### Standard door

right

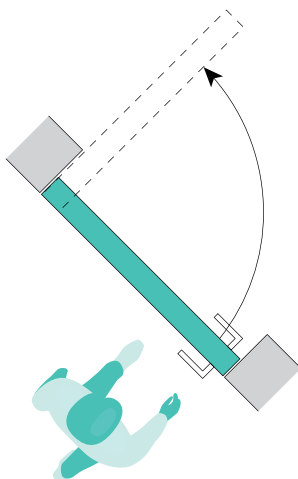


left

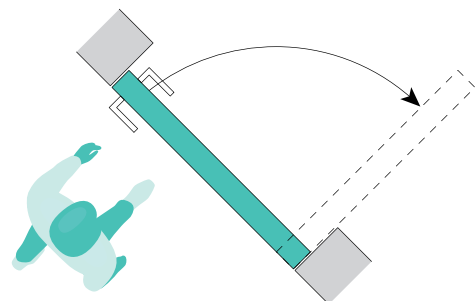


### Reversed door

right



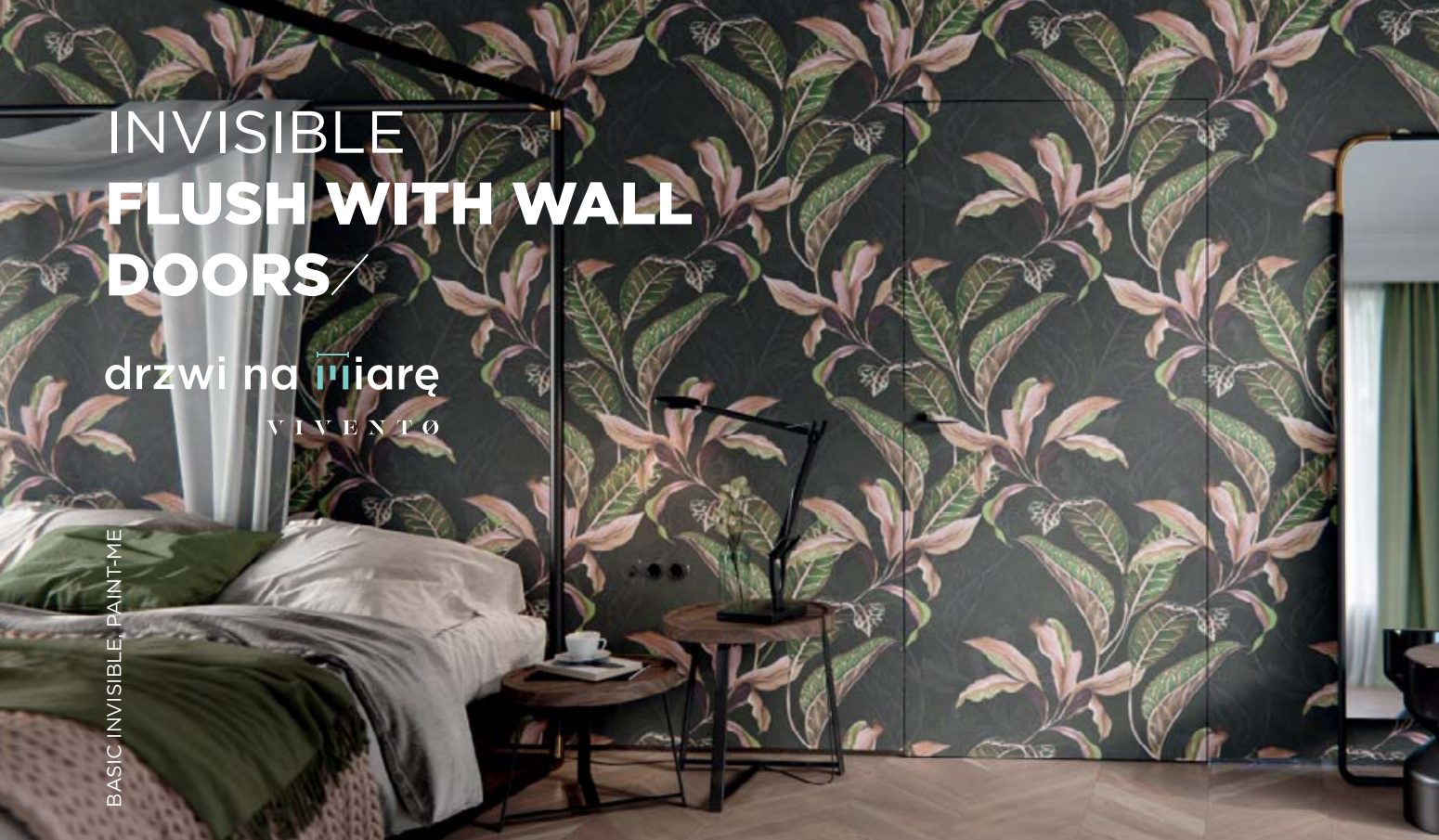
left



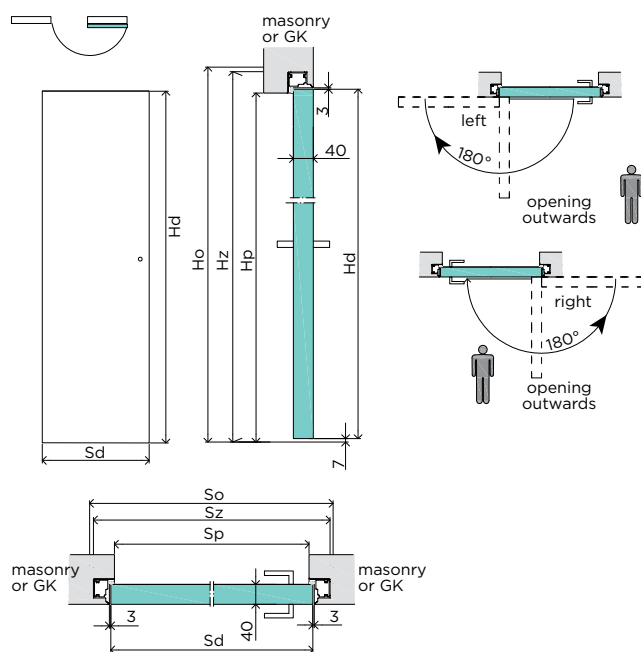
# INVISIBLE FLUSH WITH WALL DOORS

drzwi na **ścianę**  
VIVENTO

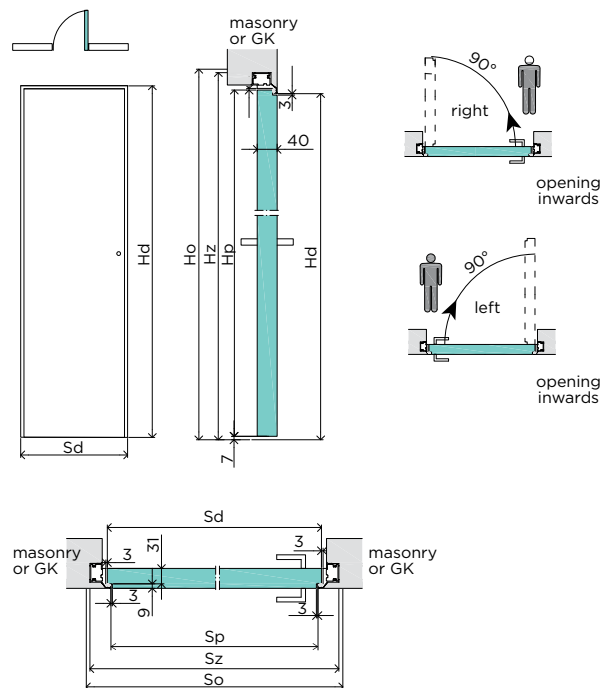
BASIC INVISIBLE, PAINT-ME



## 180° OUTSWING DOORS



## 90° INSWING DOORS



### STANDARD DIMENSIONS FOR INVISIBLE DOORS

Type	Door leaf height Hd [mm]	Construction opening height Ho [mm]	Frame outer height Hz [mm]	Clear opening height Hp [mm]	Number of hinges
int. 90°	2030	2080	2072	2030	2
ext. 180°	2020	2070	2062	2020	2

Door leaf width Sd [mm]	Construction opening width So [mm]	Frame outer width Sz [mm]	Clear opening width Sp [mm]	
			int. 90°	ext. 180°
744	824	814	696	729
844	924	914	796	829
944	1024	1014	896	929



INVISIBLE doors are manufactured in the non-rebated version, finished with the PAINT-ME film, suitable for wallpapering or coating with wall paints in the colour of the wall, for instance, so that the door blends into the background and becomes invisible. The door leaves can also be finished with the PVC, CPL, CLPL and FF colour groups. The INVISIBLE door comes with 2 mortise hinges and a magnetic key lock as standard (options include a turn and release lock, a lock with a euro profile cylinder or without the bottom hole). The fixed frame is made entirely of aluminium and designed so that the door becomes an invisible part of the wall. The frame construction differs depending on whether it is fixed in a masonry or gypsum board wall.

## AVAILABLE WIDTHS

- 60, 70, 80, 90, other sizes available at an extra charge

## CONSTRUCTION

- MDF frame (timber frame available at an extra charge)
- Core: stabilising layer known as “honeycomb”
- Surface made of 3 mm thick HDF

## PRICE LIST

Colour group	Price in PLN: excl./ (inc.) VAT		
	INVISIBLE out-swing door leaf, 180° (W 60-90)	INVISIBLE inswing door leaf, 90° (W 60-90)	Aluminium door frame for brick or gypsum board walls (W 60-90)
PAINT-ME	410.00 (504.30)	410.00 (504.30)	
PVC	720.00 (885.60)	720.00 (885.60)	
CPL	520.00 (639.60)	520.00 (639.60)	1090.00 (1340.70)
CLPL	500.00 (615.00)	500.00 (615.00)	
FF	410.00 (504.30)	410.00 (504.30)	

When placing your order, please specify the type of wall (brick or gypsum board) in which the frame will be installed.

## OPTIONS AT AN EXTRA CHARGE – DOOR LEAF

The products are available as per Polish standards.

NON-STANDARD WIDTH	EXTRA CHARGE
Widths 100 and 110	70.00 (86.10)
Up to 5 mm narrower	70.00 (86.10)
More than 5 mm narrower	95.00 (116.85)
Wider	95.00 (116.85)
NON-STANDARD HEIGHT	EXTRA CHARGE
Up to 60 mm shorter	50.00 (61.50)
More than 60 mm shorter	60.00 (73.80)
Up to 10 mm longer	60.00 (73.80)
Length from 11 mm to 450 mm	140.00 (172.20)
Additional hinge (required for the 110 doors, and doors that are 110 mm to 450 mm longer)	90.00 (110.70)
Change of lock position (recommended for doors with a non-standard height)	70.00 (86.10)
VENTILATION	EXTRA CHARGE
Ventilation undercut	30.00 (36.90)
Plastic ventilation sleeves (set)	20.00 (24.60)
Metal ventilation sleeves in nickel or bronze (pcs)	30.00 (36.90)
Plastic air grille	40.00 (49.20)
Plastic air grille in matt silver	60.00 (73.80)
Stainless steel air grille	240.00 (295.20)
OTHER	EXTRA CHARGE
Solid core board (extra charge applies for an additional hinge in door leaves 60, 70, 80)	120.00 (147.60)
Timber frame	50.00 (61.50)
rod diameter reducer for WC lock	3.00 (3.69)
Drop down seal (for outswing doors opening to 180°)	99.00 (121.77)

## OPTIONS WITH AN EXTRA CHARGE – DOOR FRAME

NON-STANDARD WIDTH	EXTRA CHARGE
Widths 100 and 110	200.00 (246.00)
Non-standard width	30%
NON-STANDARD HEIGHT	EXTRA CHARGE
Non-standard height	30%
Change of door strike position (recommended for doors with a non-standard height)	70.00 (86.10)
Additional hinge (required for the 110 frame and frames that are 110 mm to 450 mm longer)	90.00 (110.70)

## COMPONENTS

### Door leaf:

- Concealed hinges, 2 pcs.
- Key lock  
A magnetic key lock (options include a turn and release lock with a bolt diameter reduction, a lock with a euro profile cylinder or without the bottom hole)

### Aluminium door frame:

- Concealed hinges, 2 pcs.
- Striker
- Seal
- Installation kit
- Acrylic primer

## AVAILABLE COLOURS

### FILM FOR DIY PAINTING OR WALLPAPERING




PAINT-ME


### PVC GROUP



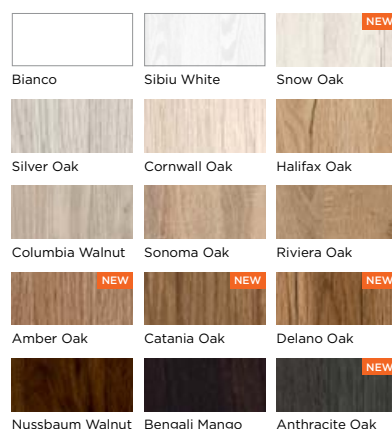
### CPL GROUP



### CLPL GROUP



### FF GROUP





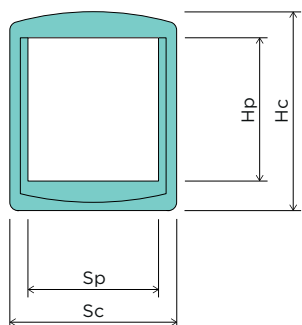
BASIC STANDARD 01, CPL Uni White + Uni Black

# DOORS WITH PET FLAP

drzwi na miarę

VIVENTO

Doors with a pet flap are manufactured on the basis of the STANDARD 01 model with a solid core board as standard. Pet flaps can be made in a glazed door leaf - depending on the selected design. Feasibility is assessed on an individual basis. Pet flaps are available in two sizes, for pets up to 7 kg and 18 kg.



### TABLE OF DIMENSIONS

Size	Sc [mm]	Sp [mm]	Hc [mm]	Hp [mm]
for pets up to 7 kg	198	155	236	170
for pets up to 18 kg	294	230	352	252



- Sc** total width of door inc. frame
- Sp** pet flap width
- Hc** total height of door inc. frame
- Hp** pet flap height

# DOORS WITH PET FLAP

# drzwi na iare

## AVAILABLE WIDTHS

- 60, 70, 80, 90, other sizes available at an extra charge

## CONSTRUCTION

- MDF frame (timber frame available at an extra charge)
- Solid core board
- Surface made of 3 mm thick HDF

## DOOR FRAME VARIANTS

- Fixed: timber and MDF
- Adjustable: DIN, DUALE, ZOS
- Steel: fixed, square - large, adjustable

## COMPONENTS

- swinging pet door made of grey plastic, with magnet to close the flap and with a vertical lock
- A mortise key lock (options include a turn and release lock, a lock with a euro profile cylinder or without the bottom hole)
- Screw hinges, 3 pcs.

## PRICE LIST FOR DOORS WITH PET FLAP

Colour group	Price in PLN excl./ (inc.) VAT		Door frame
	STANDARD 01 + small pet flap	STANDARD 01 + large pet flap	
PVC	1100.00 (1353.00)	1290.00 (1586.70)	
CPL	900.00 (1107.00)	1100.00 (1353.00)	Price according to selected type, without surcharge
CLPL	890.00 (1094.70)	1080.00 (1328.40)	
FF	790.00 (971.70)	980.00 (1205.40)	
LAK	680.00 (836.40)	880.00 (1082.40)	

## OPTIONS WITH AN EXTRA CHARGE

The products are available as per Polish standards.

### NON-STANDARD WIDTH

	EXTRA CHARGE
Up to 5 mm narrower	70.00 (86.10)
More than 5 mm narrower	95.00 (116.85)
Wider	95.00 (116.85)

### NON-STANDARD HEIGHT

	EXTRA CHARGE
Up to 60 mm shorter	50.00 (61.50)
More than 60 mm shorter	60.00 (73.80)
Up to 10 mm longer	60.00 (73.80)
11 mm to 450 mm longer (except for the LAK colour group)	140.00 (172.20)
Additional hinge	20.00 (24.60)
Additional hinge for SIMPLE non-rebated system (required for doors that are 110 mm to 450 mm longer)	90.00 (110.70)
Change of lock position (recommended for doors with a non-standard height)	70.00 (86.10)

### VENTILATION

	EXTRA CHARGE
Ventilation undercut	30.00 (36.90)

### OTHER

	EXTRA CHARGE
Timber frame	50.00 (61.50)
Door leaf, CONTRAST system	55.00 (67.65)
Non-rebated door, SIMPLE system	200.00 (246.00)
Door leaf, reversed swing system	250.00 (307.50)
Rebate 20 mm	60.00 (73.80)
Drop down seal	99.00 (121.77)

## AVAILABLE COLOURS

### PVC GROUP




White Grain

Supermatt Grey

Natural Grandson Oak

### CPL GROUP



Uni White

Luminous Grey


Uni Grey

Uni Anthracite

Walnut

Uni Black

### CLPL GROUP



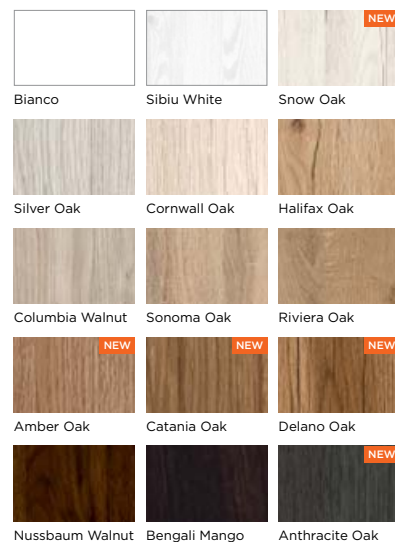
Bleached Larch

Honey Oak

Spanish Oak

Old Oak

### FF GROUP



Bianco

Sibiu White

Snow Oak

Silver Oak

Cornwall Oak

Halifax Oak

Columbia Walnut

Sonoma Oak

Riviera Oak

Amber Oak

Catania Oak


Delano Oak

Nussbaum Walnut

Bengali Mango

Anthracite Oak

### LAK GROUP



White

Bleached Oak

Silver Oak

Scandinavian Elm

# ANGLED DOORS /

drzwi na **W**iarę

VIVENTO

PRESTIGE PL-01 Angled, FF Halifax Oak



Angled doors are manufactured in a selection of models and colours to fit in the dimensions of the wall opening. It is possible to produce non-standard glazing customised to non-standard angled door sizes. Due to the high complexity of both the product and the production process, each order is assessed for feasibility on an individual basis. Custom pricing, depending on the dimensions of the mounting hole.

## AVAILABLE COLOURS

- As per the range of your selected door and door frame model

## AVAILABLE WIDTHS

- 60, 70, 80, 90, other sizes available at an extra charge

## CONSTRUCTION AND COMPONENTS

- As per the range of your selected door and door frame model

## DOOR FRAME VARIANTS

- Fixed: timber and MDF

## EXTRA CHARGE FOR ANGLED DOORS

Product type	Price in PLN: excl./ (inc.) VAT	
	Door leaf	Fixed timber or MDF door frame
PRESTIGE	Price of selected model + surcharge: +950.00 (1168.50)	Price of selected model + surcharge: +500.00 (615.00)
BASIC	Price of selected model + surcharge: +400.00 (492.00)	Price of selected model + surcharge: +400.00 (492.00)

## OPTIONS WITH AN EXTRA CHARGE

The products are available as per Polish standards.

BASIC INSET, CPL Umiejętne

# INSET DOORS WITH AN ACCESS SHUTTER WINDOW /

drzwi na miarę

VIVENTO

INSET doors with an access shutter window are produced as rebated doors. Filled with a solid core board, the door features an access window and ledge available in all sizes, covered with a PVC rolling shutter locked with pull latches. The maximum height of the access window is 550 mm. The maximum access window width is the total width of the door leaf less 360 mm.

## CONSTRUCTION

- MDF frame (timber frame available at an extra charge)
- Solid core board
- Surface made of 3 mm thick HDF

## DOOR FRAME VARIANTS

- Fixed: timber and MDF
- Adjustable: DIN, DUALE

## COMPONENTS

- Mortise, euro profile cylinder lock
- Screw hinges, 3 pcs.
- PVC rolling shutter with pull latches
- Ledge

## PRICE LIST

Colour group	Price in PLN: excl./ (inc.) VAT	
	INSET single door leaf 60-90	Door frame
PVC	1950.00 (2398.50)	Price according to selected model without surcharge
CPL	1750.00 (2152.50)	
CLPL	1735.00 (2134.05)	
FF	1635.00 (2011.05)	
LAK	1585.00 (1949.55)	

## AVAILABLE WIDTHS

- 60, 70, 80, 90, other sizes available at an extra charge

## AVAILABLE COLOURS

- According to the STANDARD 01 model range (p. 102)

## AVAILABLE COLOURS - SHUTTERS

- White, Beige, Silver, Graphite, Walnut, Black

## AVAILABLE COLOURS - CASING, GUIDES AND CABLES

- White, Brown

## OPTIONS WITH AN EXTRA CHARGE

The products are available as per Polish standards.

TIMBER STILE	EXTRA CHARGE
Timber frame	40.00 (49.20)

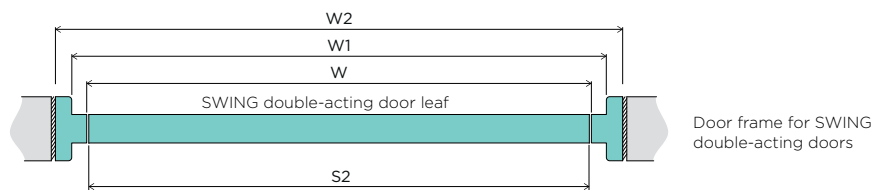


BASIC SWING, CPL Uni Black Porthole,  
Horizontal-stainless steel sheet metal reinforcement; 2 sets

# SWING DOUBLE-ACTING DOORS

drzwi na **miarę**  
VIVENTO

SWING double-acting doors are manufactured as non-rebated, flush or with a porthole glazing, in any size from 60 to 200 as both single and double doors.



For SWING double-acting door dimensions, go to the table on p. 213.

## AVAILABLE WIDTHS

- 60-200, other sizes available at an extra charge

## CONSTRUCTION

- Timber frame
- Solid core board
- Surface made of 3 mm thick HDF

## COMPONENTS

- 3 double-acting hinges in single doors
- 4 double-acting hinges in double doors 60-90
- 6 double-acting hinges in double doors 100-200

# SWING - DOUBLE-ACTING DOORS

## ADDITIONAL ACCESSORIES

- Porthole, glazed with transparent or Lacomat\* glass; possible options include safety transparent glass, Lacomat\* glass and one-way glass pane - individual pricing applies
- Double-sided reinforcement with horizontal stainless steel panel up to 170 mm high; different panel dimensions possible, both in horizontal and vertical arrangements - individual pricing applies

## DOOR FRAME VARIANTS

- Fixed: timber, MDF

## PRICE LIST

Colour group	Price in PLN: excl./ (inc.) VAT				Price of selected door frame + surcharge: 130.00 (159.90)
	Single doors 60-90	Double doors 60-90	Double doors 100-200	Door frame	
PVC	1395.00 (1715.85)	2092.50 (2573.78)	2790.00 (3431.70)		
CPL	1195.00 (1469.85)	1792.50 (2204.78)	2390.00 (2939.70)		
CLPL	1180.00 (1451.40)	1770.00 (2177.10)	2360.00 (2902.80)		
FF	1085.00 (1334.55)	1627.50 (2001.83)	2170.00 (2669.10)		
LAK	1035.00 (1273.05)	1552.50 (1909.58)	2070.00 (2546.10)		

## OPTIONS WITH AN EXTRA CHARGE

The products are available as per Polish standards.

	EXTRA CHARGE
Additional hinge	150.00 (184.50)
Hinges in nickel colour - fitted as standard	No extra charge
Hinges in black or gold	300.00 (369.00)
<b>PORCHOLE IN NICKEL WITH LACOMAT* OR TRANSPARENT GLASS</b>	<b>EXTRA CHARGE</b>
Outside Ø 240 mm, inside Ø 135 mm (minimum door leaf width 340 mm)	300.00 (369.00)
Outside Ø 320 mm, inside Ø 215 mm (minimum door leaf width 420 mm)	510.00 (627.30)
Outside Ø 400 mm, inside Ø 280 mm (minimum door leaf width 500 mm)	700.00 (861.00)
Glazing with safety glass or one-way glass pane	Bespoke pricing
<b>PORCHOLE IN BLACK OR GOLD WITH LACOMAT* OR CLEAR GLASS</b>	<b>EXTRA CHARGE</b>
Outside Ø 240 mm, inside Ø 135 mm (minimum door leaf width 340 mm)	370.00 (455.10)
Outside Ø 320 mm, inside Ø 215 mm (minimum door leaf width 420 mm)	510.00 (627.30)
Outside Ø 400 mm, inside Ø 280 mm (minimum door leaf width 500 mm)	700.00 (861.00)
Glazing with safety glass or one-way glass pane	Bespoke pricing
<b>DOUBLE-SIDED REINFORCEMENT WITH STAINLESS STEEL PANEL (SET)</b>	<b>EXTRA CHARGE</b>
Horizontal reinforcement with a height up to 170 mm	450.00 (553.50)
Horizontal reinforcement with a height over 170 mm	Bespoke pricing
Vertical reinforcement	Bespoke pricing

DOOR PULLS	EXTRA CHARGE
U01OK Round	40.00 (49.20)
U03KW Square	40.00 (49.20)
U02OW Oval	80.00 (98.40)
U04PR Rectangular	80.00 (98.40)

HALF-CIRCLE PULLS	EXTRA CHARGE
P05OK Round	90.00 (110.70)
P06KW Square	90.00 (110.70)

## DOOR PULLS



U01OK Round

## HALF-CIRCLE PULLS



P05OK Round



U03KW Square



P06KW Square



U02OW Oval

U04PR Rectangular

## Colours (left to right)

- Matt Chrome
- Glossy Chrome
- Black
- Patina
- Shiny Gold
- Matt Gold

## PORCHOLE



Nickel

Black

Gold



## HINGE FOR SWING DOUBLE-ACTING DOOR

## AVAILABLE COLOURS

### PVC GROUP




White Grain

Supermatt Grey

Natural Grandson Oak

### CPL GROUP



Uni White

Luminous Grey


Uni Grey

Uni Anthracite

Walnut

Uni Black

### CLPL GROUP



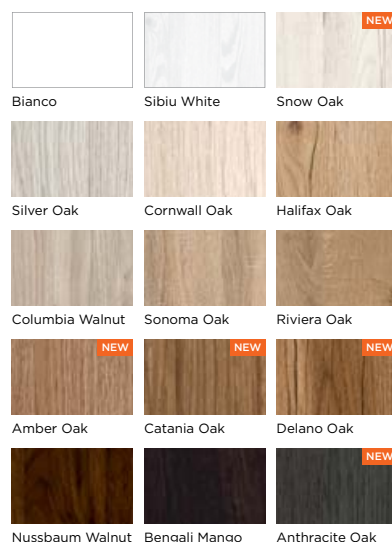
Bleached Larch

Honey Oak

Spanish Oak

Old Oak

### FF GROUP



Bianco

Sibiu White

Snow Oak

Silver Oak

Cornwall Oak

Halifax Oak

Columbia Walnut

Sonoma Oak

Riviera Oak

Amber Oak

Catania Oak


Delano Oak

Nussbaum Walnut

Bengali Mango

Anthracite Oak

### LAK GROUP



White

Bleached Oak

Silver Oak

Scandinavian Elm

PRESTIGE PL-02, CPL Uni White

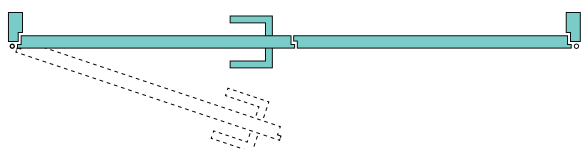
# DOUBLE DOORS / drzwi na miarę

VIVENTO

## LEFT-HAND DOUBLE DOORS

Active door leaf

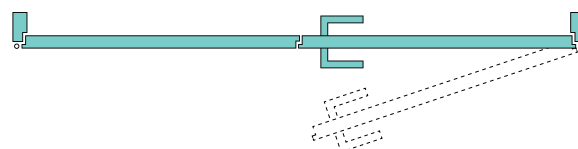
Inactive door leaf



## RIGHT-HAND DOUBLE DOORS

Inactive door leaf

Active door leaf



For the dimensions of double doors with their frame types go to p. 211.



The double doors are manufactured with a rebate in all of the offered models and colours, in various width configurations (symmetrical and asymmetrical), in any size, according to the selected door model range. The double doors can be produced in the SIMPLE system, where both the active and passive door leaves close in the rebate.

## AVAILABLE WIDTHS

- 100, 110, 120, 130, 140, 150, 160, 170, 180, 190, 200,
- Other sizes available at an extra charge

## AVAILABLE COLOURS

- As per the range of your selected door and door frame model

## COMPONENTS

### Active door leaf:

- A mortise key lock (options include a turn and release lock, a lock with a euro profile cylinder or without the bottom hole)
- Screw hinges, 2 pcs. (3 pcs. in the 90 door leaf, BRILLIANT, ELEGANTE and PRESTIGE)

### Inactive door leaf:

- Striker
- Shoot bolts
- Screw hinges, 2 pcs. (3 pcs. in the 90 door leaf, BRILLIANT, ELEGANTE and PRESTIGE)
- Note: the asymmetric double doors must be provided with the same number of hinges on both doors, with an extra charge per additional hinge, according to the current surcharge price list.

### Door frame:

- Screw hinges, 4 pcs. (6 pcs. in the 90 door frame, BRILLIANT, ELEGANTE and PRESTIGE)
- Seal
- Installation kit

## CONSTRUCTION

- Rail and stile or timber frame door leaves
- Core and surface: as per the range of the selected door model

## DOOR FRAME VARIANTS

- Fixed: timber and MDF
- Adjustable: DIN, DUALE, ZOS (not for the BRILLIANT collection)



Shoot bolt



Strike in the inactive door leaf

## PRICE LIST

Colour group	Price in PLN: excl./ (inc.) VAT			Timber frame (for doors on the MDF frame as standard, excluding BRILLIANT, ELEGANTE and PRESTIGE doors)
	Active door leaf	Inactive door leaf		
		BRILLIANT, ELEGANTE & PRESTIGE	BASIC	
PP				
CPL			Price of selected model + surcharge:	
CLPL	Price according to selected model without surcharge	Price of a selected model + extra charge as per door leaf width, see table below	90.00 (110.70)	50.00 (61.50) on top of the active door leaf 50.00 (61.50) on top of the inactive door leaf
FF				
LAK				

## OPTIONS WITH AN EXTRA CHARGE

### BRILLIANT and PRESTIGE

### EXTRA CHARGE

Inactive door leaf for a double leaf, width S2 in mm: 420-609 430.00 (528.90)

Inactive door leaf for a double leaf, width S2 in mm: 610, 710, 810, 910 90.00 (110.70)

Inactive door leaf for a double leaf, width S2 in mm: 1010 160.00 (196.80)

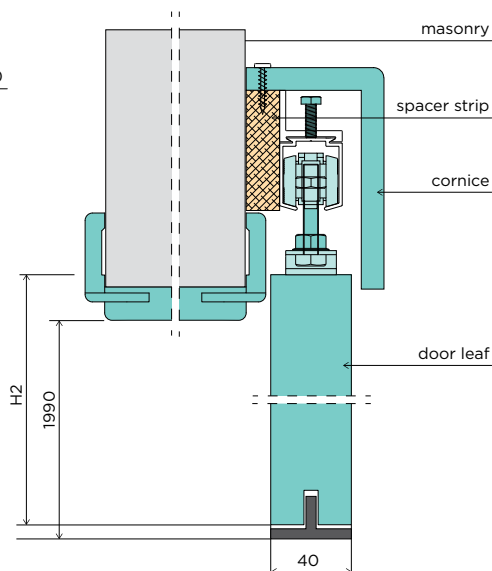
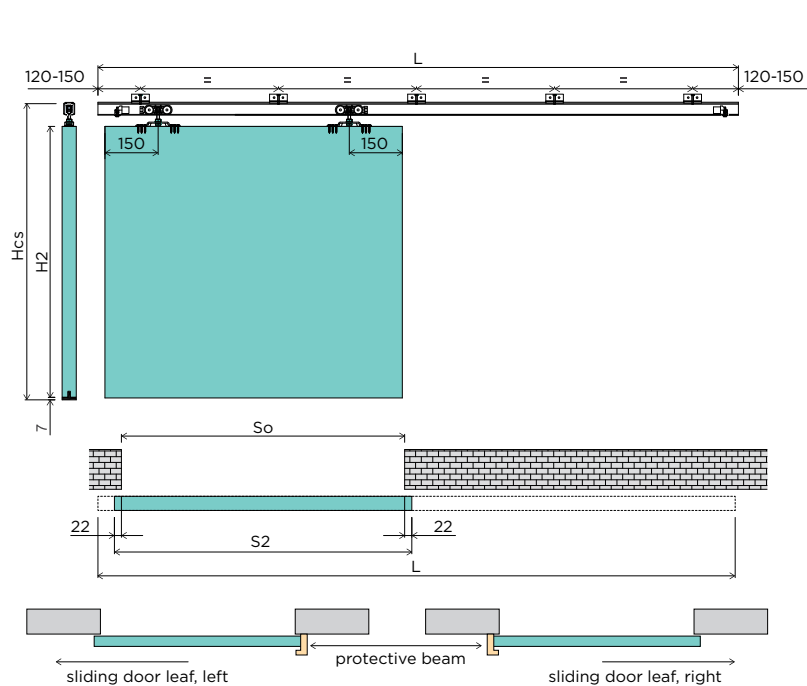
### BASIC STANDARD 01

### EXTRA CHARGE

Inactive door leaf for double leaf doors, width S2 under 610 mm (Standard 01 only; additional charge for a timber frame applies) 185.00 (227.55)

# WALL-MOUNTED SYSTEM SLIDING DOORS

drzwi na ścianę  
VIVENTO



When installing a sliding door leaf with a tunnel frame (drawing shows the DIN TUNEL frame), the door frame must be cut down to size from the bottom.

## TABLE OF DIMENSIONS

Size	S2 [mm]	So [mm]	H2 [mm]	Hcs [mm]	L [mm]
60	644	600	2030	2098-2103	1300
70	744	700			1500
80	844	800			1800
90	944	900			2000

- S2** Overall door leaf width
- So** Construction opening width
- H2** Overall door leaf height
- Hcs** Whole system size without brackets (adjustment on carriages)
- L** Travel track length

The sliding doors are manufactured as non-rebated doors in all of the offered models and colours, in any size, according to the selected door model range. The standard sliding door leaf is fitted with the U01OK round matt chrome pull, and cut at the bottom to accommodate a stop mounted for the vertical stabilisation of the door.

## A SINGLE SLIDING DOORSET IN A WALL-MOUNTED SYSTEM CONSISTS OF:

- A sliding non-rebated door leaf with the U01OK round matt chrome pull
- Set of sliding system components:
  - sliding track with stabilising profile
  - Spacer strip
  - Pelmet cover for the track
- OPTIONAL: door stop
- OPTIONAL: hook bolt lock
- OPTIONAL: "tunnel" version frame

## SINGLE DOOR SYSTEM PRICE LIST

Width 60, 70, 80, 90		Width 100 & 110	
Colour group	Door leaf	Door leaf	Door leaf
	<b>Set of sliding system components [sliding track with stabilising profile + spacer strip + pelmet cover]</b>	<b>Set of sliding system components [sliding track with stabilising profile + spacer strip + pelmet cover]</b>	<b>Set of sliding system components [sliding track with stabilising profile + spacer strip + pelmet cover]</b>
CPL	<b>540.00 (664.20)</b> 300.00 (369.00) +80.00 (98.40) +160.00 (196.80)		<b>740.00 (910.20)</b> 420.00 (516.60) +100.00 (123.00) +220.00 (270.60)
	Price of door leaf + surcharge:	Price of door leaf + surcharge:	
CLPL	<b>520.00 (639.60)</b> 300.00 (369.00) +70.00 (86.10) 50.00 (61.50) +150.00 (184.50)	100.00 (123.00)	<b>720.00 (885.60)</b> 420.00 (516.60) +90.00 (110.70) +210.00 (258.30)
FF and LAK	<b>470.00 (578.10)</b> 300.00 (369.00) +50.00 (61.50) +120.00 (147.60)		<b>670.00 (824.10)</b> 420.00 (516.60) +70.00 (86.10) +180.00 (221.40)

The wall-mounted double door system consists of a doubled quantity of the single door system components. Additionally, we recommend that you link the two sliding tracks with a connector (price: 20.00 (24.60)). Double sliding doors are not fitted with the door stop or the hook bolt lock.

## OPTIONS WITH AN EXTRA CHARGE

The products are available as per Polish standards.

DOOR STOP	CPL	CLPL	EXTRA CHARGE
Door stop	160.00 (196.80)	140.00 (172.20)	<b>FF and LAK</b> 120.00 (147.60)
OTHER	EXTRA CHARGE		
Door stop higher than standard	120.00 (147.60)		
A set of sliding system components made to custom size	50%		
A hook key lock or a euro profile cylinder lock with a round or square escutcheon	150.00 (184.50)		
A turn and release hook bolt lock with a round or square escutcheon	170.00 (209.10)		

The hook bolt lock with a euro profile cylinder is available in matt chrome. When choosing a hook bolt lock, we recommend that you choose a similarly shaped door pull: round or square. We install the U01OK round in matt chrome as standard. The U01OK round door pull can be replaced with the U03KW square pull in matt chrome free of charge. Other handles are fitted at an extra charge. Other options at an extra charge, according to the selected door leaf range.

## DOOR PULLS



## HALF-CIRCLE PULLS



## Colours (left to right)

- Matt Chrome
- Glossy Chrome
- Black
- Patina
- Shiny Gold
- Matt Gold

## AVAILABLE WIDTHS

- 60, 70, 80, 90, other sizes available at an extra charge

## AVAILABLE COLOURS

- As per the range of your selected door and door frame model; excludes the PVC and PP group colours

## CONSTRUCTION

- As per the range of your selected door model

## DOOR FRAME VARIANTS

- Fixed: timber & MDF in the "Tunnel" version
- Adjustable: DIN, DUALE, ZOS in the "Tunnel" version

## COMPONENTS

- As per the range of your selected door model

## SLIDING SYSTEM COMPONENTS



Stabilising profile



Pelmet cover



Steel bracket



Spacer strip



A hook bolt lock with a round or square escutcheon



Door stop

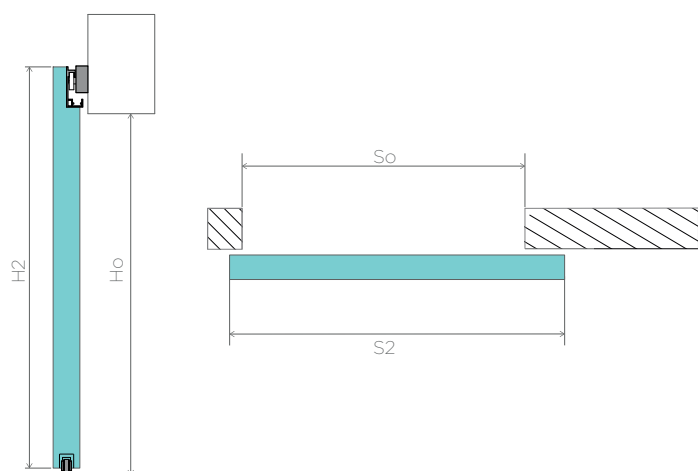
DOOR PULLS	EXTRA CHARGE
U01OK Round	40.00 (49.20)
U03KW Square	40.00 (49.20)
U02OW Oval	80.00 (98.40)
U04PR Rectangular	80.00 (98.40)

HALF-CIRCLE PULLS	EXTRA CHARGE
P05OK Round	90.00 (110.70)
P06KW Square	90.00 (110.70)

BASIC STANDARD 01 MAGIC, PVC Natural, Grandson Oak

# MAGIC WALL-MOUNTED SYSTEM SLIDING DOORS

drzwi na  iareę  
VIVENTO



**TABLE OF DIMENSIONS**

Size	S2 [mm]	So [mm]	H2 [mm]	Ho [mm]
80	844	626	2030	1970
90	944	726		
100	1044	826		
110	1144	926		

- S2** Overall door leaf width
- So** Construction opening width
- H2** Overall door leaf height
- Ho** Construction opening height

# MAGIC WALL-MOUNTED SYSTEM SLIDING DOORS

A brand new version of the sliding door – very minimalist and modern. The sliding door is manufactured as a non-rebated door in any colour and model required from the BASIC door series, in any size, according to the selected door model range. The standard sliding door leaf is fitted with the U01OK round matt chrome pull, and cut at the bottom to accommodate a stop mounted for the vertical stabilisation of the door.

The uniqueness of this product lies in the completely invisible mechanism. This solution requires the use of a much wider door than the size of the opening in the wall, so the minimum width of the MAGIC door is “80”.

## A SINGLE SLIDING DOORSET IN THE MAGIC SYSTEM CONSISTS OF:

- Any door leaf with the U01OK round matt chrome pull
- Travel track

## AVAILABLE WIDTHS

- 80, 90, other sizes available at an extra charge as per the range of the selected BASIC door model
- minimum width of the door leaf: 844 mm
- maximum width of the door leaf: 1144 mm

## AVAILABLE COLOURS, CONSTRUCTION AND COMPONENTS

- As per the range of your selected door model

## PRICE LIST

Colour group	Width 80, 90		Width 100 & 110	
	Door leaf	MAGIC travel track	Door leaf	MAGIC travel track
PP and PVC				
CPL	Price of door leaf + surcharge: 100.00 (123.00)	1400.00 (1722.00)	Price of door leaf + surcharge: 170.00 (209.10)	1450.00 (1783.50)
CLPL				
FF and LAK				

We install the U01OK round in matt chrome as standard. The U01OK round door pull can be replaced with the U03KW square pull in matt chrome free of charge. Other door pulls are fitted at an extra charge.

The products are available as per Polish standards.

DOOR PULLS	EXTRA CHARGE
U01OK Round	40.00 (49.20)
U03KW Square	40.00 (49.20)
U02OW Oval	80.00 (98.40)
U04PR Rectangular	80.00 (98.40)

HALF-CIRCLE PULLS	EXTRA CHARGE
P05OK Round	90.00 (110.70)
P06KW Square	90.00 (110.70)

## DOOR PULLS



U01OK Round



U03KW Square



U02OW Oval



U04PR Rectangular

## HALF-CIRCLE PULLS



P05OK Round




P06KW Square

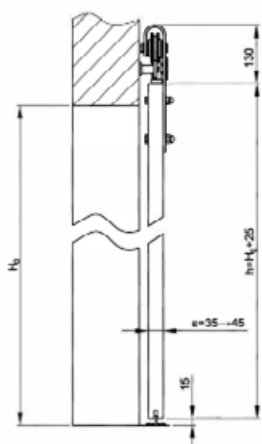
## Colours (left to right)

- Matt Chrome
- Glossy Chrome
- Black
- Patina
- Shiny Gold
- Matt Gold

BASIC STANDARD 01 LOFT, FF Riviera Oak

# LOFT WALL-MOUNTED SYSTEM SLIDING DOORS

drzwi na  iare  
VIVENTO



**TABLE OF DIMENSIONS**

Size	S2 [mm]	So [mm]	H2 [mm]
60	644	600	2030
70	744	700	
80	844	800	
90	944	900	

- S2** Overall door leaf width
- So** Construction opening width
- H2** Overall door leaf height

# LOFT WALL-MOUNTED SYSTEM SLIDING DOORS

drzwi na **ścianę**

A new version of the LOFT sliding door, it adds a unique industrial character to your interior by putting the system machinery on display.

## SYSTEM FEATURES

- Smooth and quiet travel thanks to roller bearings
- Easy assembly of the door which can be set in all positions
- The varnish coating on the runner and all parts of the system is highly resistant to mechanical wear and dust accumulation.

## A SINGLE SLIDING DOORSET IN THE LOFT SYSTEM CONSISTS OF:

- any door leaf with the round U01OK handle in matt chrome and a stabilising profile
- Travel track

## AVAILABLE WIDTHS

- 60, 70, 80, 90, other sizes available at an extra charge
- minimum width of the door leaf: 644 mm
- maximum width of the door leaf: BASIC 1144 mm, BRILLIANT, ELEGANTE and PRESTIGE 1044 mm.

## AVAILABLE COLOURS, CONSTRUCTION AND COMPONENTS

- As per the range of your selected door model
- BASIC door leaves in the LOFT system must come with the solid core board subject to the surcharge price list.

## PRICE LIST

Colour group	Width 80, 90		Width 100, 110	
	Door leaf	LOFT travel track	Door leaf	LOFT travel track
PP and PVC				
CPL	Price of door leaf + surcharge: 50.00 (61.50)	500.00 (615.00)	Price of door leaf + surcharge: 100.00 (123.00)	550.00 (676.50)
CLPL				
FF and LAK				

We install the U01OK round in matt chrome as standard. The U01OK round door pull can be replaced with the U03KW square pull in matt chrome free of charge. Other door pulls are fitted at an extra charge.

## OPTIONS WITH AN EXTRA CHARGE

The products are available as per Polish standards.

OTHER	EXTRA CHARGE
Door closer	170.00 (209.10)
Double door track connector	15.00 (18.45)
Stabilising profile for door leaf	40.00 (49.20)

DOOR PULLS	EXTRA CHARGE
U01OK Round	40.00 (49.20)
U03KW Square	40.00 (49.20)
U02OW Oval	80.00 (98.40)
U04PR Rectangular	80.00 (98.40)
Surface-mounted black (1 pc.)	40.00 (49.20)

HALF-CIRCLE PULLS	EXTRA CHARGE
P05OK Round	90.00 (110.70)
P06KW Square	90.00 (110.70)

## DOOR PULLS



U01OK Round



U03KW Square



U02OW Oval

U04PR Rectangular

## HALF-CIRCLE PULLS



P05OK Round



P06KW Square

## LOFT SLIDING SYSTEM COMPONENTS



Runner



Door closer



Connector



Surface-mounted door pull, black 32x228 (pcs.)

## Colours (left to right)

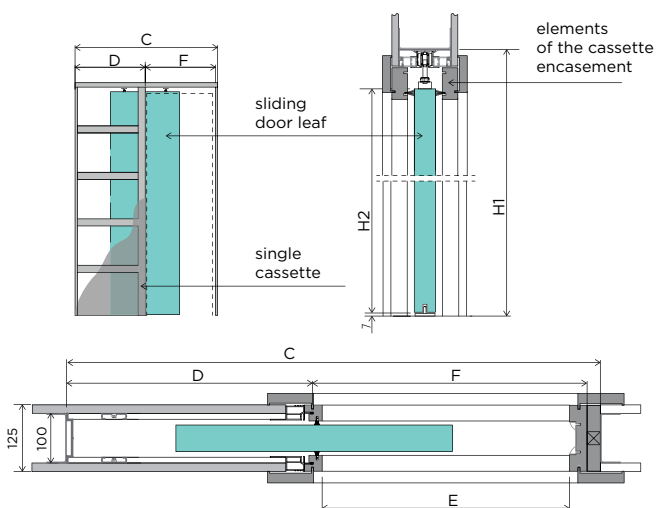
- Matt Chrome
- Glossy Chrome
- Black
- Patina
- Shiny Gold
- Matt Gold

BASIC STANDARD 01, CPL Uni White

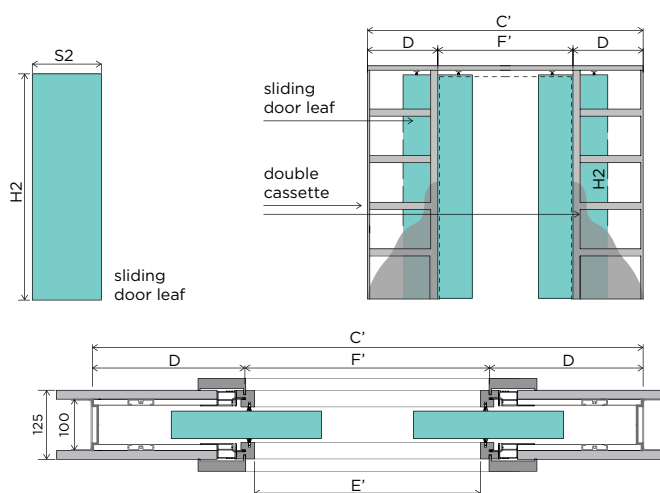
# POCKET SLIDING DOOR SYSTEM

drzwi na **miarę**  
VIVENTO

## SINGLE DOOR POCKET



## DOUBLE DOOR POCKET



### TABLE OF DIMENSIONS

Door	S2 [mm]	H2 [mm]	C [mm]	C' [mm]	D [mm]	E [mm]	E' [mm]	F [mm]	F' [mm]	H1 [mm]
60	644	2030	1308	2516	653	599	1172	635	1210	2115
70	744		1508	2916	753	699	1372	735	1410	
80	844		1708	3316	853	799	1572	835	1610	
90	944		1908	3716	953	899	1772	935	1810	

- S2** Door leaf width
- H2** Door leaf height
- C, C'** Overall pocket width
- D** Single pocket width
- E, E'** Frame clear opening width
- F, F'** Clear opening width excl. frame
- H1** Overall pocket height



# POCKET SLIDING DOOR SYSTEM

# drzwi na miarę

The sliding doors are manufactured as non-rebated doors in all of the offered models and colours, in any size, according to the selected door model range. The standard sliding door leaf is fitted with the U01OK round matt chrome pull, and cut at the bottom to accommodate a stop mounted for the vertical stabilisation of the door. The pocket sliding system is suitable for 125 mm thick walls.

## THE BASIC SINGLE DOOR SET INCLUDES:

- A non-rebated door leaf of choice for the sliding system with the U01OK round matt chrome pull
- Set of sliding system components:
  - Pocket with stabilising profile
  - Brush seal, white, grey or brown, 3 pcs.
  - Pocket encasement

## SINGLE DOOR SYSTEM PRICE LIST

Colour group	Width 60, 70, 80, 90		Width 100 & 110	
	Door leaf	Set of sliding system components [pocket with stabilising profile + brush seals 3 pcs. + pocket encasement]	Door leaf	Set of sliding system components [pocket with stabilising profile + brush seals 3 pcs. + pocket encasement]
CPL		<b>1710.00 (2103.30)</b> 1200.00 (1476.00) +110.00 (135.30) +400.00 (492.00)		<b>1890.00 (2324.70)</b> 1300.00 (1599.00) +110.00 (135.30) +480.00 (590.40)
CLPL	Price of door leaf + surcharge: 50.00 (61.50)	<b>1700.00 (2091.00)</b> 1200.00 (1476.00) +110.00 (135.30) +390.00 (479.70)	Price of door leaf + surcharge: 100.00 (123.00)	<b>1880.00 (2312.40)</b> 1300.00 (1599.00) +110.00 (135.30) +470.00 (578.10)
FF and LAK		<b>1660.00 (2041.80)</b> 1200.00 (1476.00) +110.00 (135.30) +350.00 (430.50)		<b>1840.00 (2263.20)</b> 1300.00 (1599.00) +110.00 (135.30) +430.00 (528.90)

We install the U01OK round in matt chrome as standard. The U01OK round door pull can be replaced with the U03KW square pull in matt chrome free of charge. Other door pulls are fitted at an extra charge.

The pocket sliding system in the double door version consists of a doubled quantity of the single door system components. Double sliding doors are not fitted with the hook bolt lock.

## OPTIONS WITH AN EXTRA CHARGE

The products are available as per Polish standards.

OTHER	EXTRA CHARGE
A set of sliding system components made to custom size	50%
A hook key lock or a euro profile cylinder lock with a round or square escutcheon	150.00 (184.50)
A turn and release hook bolt lock with a round or square escutcheon	170.00 (209.10)
Custom aluminium pockets:	
Non-standard pocket width	+30%
Non-standard pocket height	+30%

The hook bolt lock with a euro profile cylinder is available in matt chrome. When choosing a hook bolt lock, we recommend that you choose a similarly shaped door pull: round or square. We install the U01OK round in matt chrome as standard. The U01OK round door pull can be replaced with the U03KW square pull in matt chrome free of charge. Other handles are fitted at an extra charge. Other options at an extra charge, according to the selected door leaf range.

## DOOR PULLS



U01OK Round



U03KW Square



U02OW Oval

U04PR Rectangular

## HALF-CIRCLE PULLS



P05OK Round



P06KW Square

### Colours (left to right)

- Matt Chrome
- Glossy Chrome
- Black
- Patina
- Shiny Gold
- Matt Gold

## AVAILABLE WIDTHS

- 60, 70, 80, 90, other sizes available at an extra charge

## AVAILABLE COLOURS

- As per the range of your selected door model; excluding the PVC and PP group colours

## CONSTRUCTION

- As per the range of your selected door model

## DOOR FRAME VARIANTS

- Fixed: pocket encasement
- Adjustable: adjustable pocket encasement (individual pricing depending on the thickness of the wall adjacent to the pocket)

## COMPONENTS

- As per the range of your selected door model

## SLIDING SYSTEM COMPONENTS



Pocket encasement part



Brush seals



Stabilising profile



A hook bolt lock with a round or square escutcheon

## DOOR PULLS

DOOR PULLS	EXTRA CHARGE
U01OK Round	40.00 (49.20)
U03KW Square	40.00 (49.20)
U02OW Oval	80.00 (98.40)
U04PR Rectangular	80.00 (98.40)

## HALF-CIRCLE PULLS

HALF-CIRCLE PULLS	EXTRA CHARGE
P05OK Round	90.00 (110.70)
P06KW Square	90.00 (110.70)

BASIC FOLD, CLPL Honey Oak

## “FOLD” BIFOLD DOORS

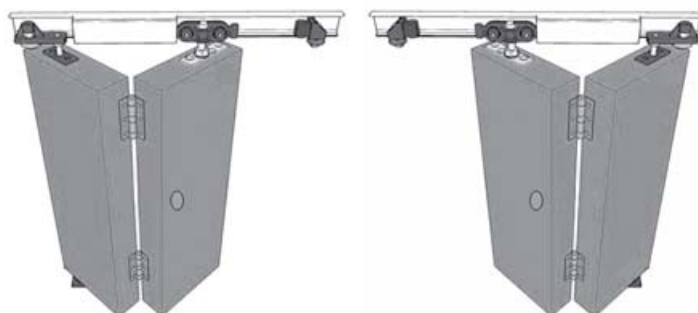
drzwi na **miarę**

VIVENTO

The “FOLD” bifold doors are manufactured as non-rebated, flush single doors (60 to 90) and double doors (100 to 200). Both halves are coupled with 2 hinges. The door is linked with the floor with a floor mounted stabiliser. The mechanism is mounted in the top section of the timber frame. The system is recommended for rooms with limited space for standard swing or sliding doors to be fitted.

The load capacity of the single system is max 2 x 25 kg.

The clearances between the floor and the bottom edge of the door, and between the top edge of the door and the door frame are up to 15 mm.



“FOLD” left-handed  
bifold doors

“FOLD” right-handed  
bifold doors

# FOLD – BIFOLD DOORS

# drzwi na iareę

## THE “FOLD” BIFOLD DOOR SET INCLUDES:

- 2 flush door leaves
- 2 mortise hinges
- mechanism
- Timber frame

## AVAILABLE WIDTHS

- 60-200, other sizes available at an extra charge

## CONSTRUCTION

- MDF frame (timber frame available at an extra charge)
- Core: stabilising layer known as “honeycomb”
- Surface made of 3 mm thick HDF

## DOOR FRAME VARIANTS

- Fixed: timber

## PRICE LIST

Colour group	Price in PLN: excl./(inc.) VAT					
	Single doors, widths 60-90			Double doors, widths 100-200		
	“FOLD” door leaf	Fixed timber door frame:	Mechanism for bifold doors	“FOLD” door leaf	Fixed timber door frame:	Mechanism for bifold doors
PVC	940.00 (1156.20)	530.00 (651.90)		1880.00 (2312.40)	632.50 (777.98)	
CPL	745.00 (916.35)	519.00 (638.37)		1490.00 (1832.70)	618.75 (761.06)	
CLPL	730.00 (897.90)	512.00 (629.76)	190.00 (233.70)	1460.00 (1795.80)	610.00 (750.30)	380.00 (467.40)
FF	630.00 (774.90)	492.00 (605.16)		1260.00 (1549.80)	585.00 (719.55)	
LAK	580.00 (713.40)	492.00 (605.16)		1160.00 (1426.80)	585.00 (719.55)	

## OPTIONS WITH AN EXTRA CHARGE

The products are available as per Polish standards.

HALF-CIRCLE PULLS	EXTRA CHARGE
P05OK Round	90.00 (110.70)
P06KW Square	90.00 (110.70)

## HALF-CIRCLE PULLS



P05OK Round



P06KW Square

### Colours (left to right)

- Matt Chrome
- Glossy Chrome
- Black
- Patina
- Shiny Gold
- Matt Gold

## HINGES

	EXTRA CHARGE
Mortise hinges in satin nickel	Without surcharge, fitted as standard
Mortise hinges in black or gold	50.00 (61.50)



Mortise hinge

## TIP

The “FOLD” bifold doors are available with a timber frame.

The set can be produced in a longer version up to the dimension of H3 = 2074 mm.



## AVAILABLE COLOURS

### PVC GROUP



White Grain

Supermatt Grey

Natural Grandson Oak

### CPL GROUP



Uni White

Luminous Grey

Uni Grey



Uni Anthracite

Walnut

Uni Black

### CLPL GROUP



Bleached Larch

Honey Oak

Spanish Oak



Old Oak

### FF GROUP



Bianco

Sibiu White

Snow Oak



Silver Oak

Cornwall Oak

Halifax Oak



Columbia Walnut

Sonoma Oak

Riviera Oak



Amber Oak

Catania Oak

Delano Oak



Nussbaum Walnut

Bengali Mango

Anthracite Oak

### LAK GROUP



White

Bleached Oak

Silver Oak



Scandinavian Elm

DIN adjustable frame, DIN PLUS RETRO architrave, CLPL Uni White



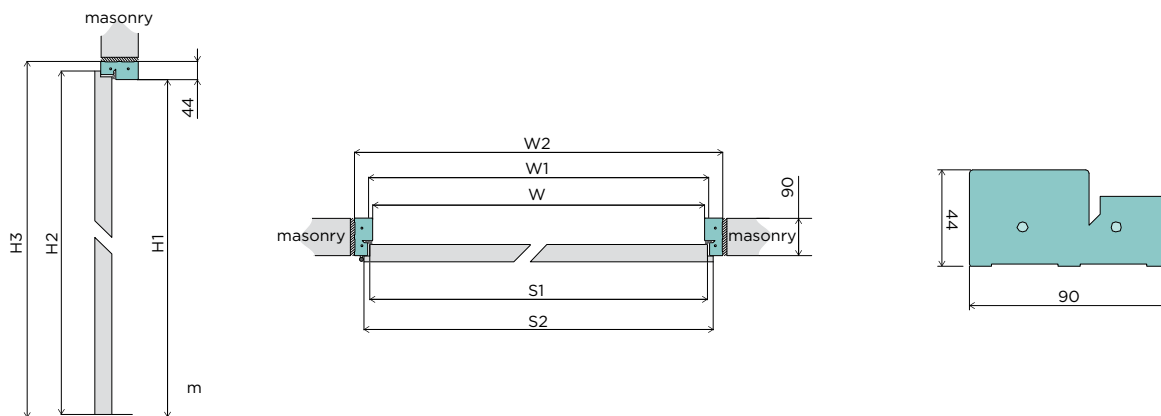
DOOR FRAMES  
AND ACCESSORIES

# TIMBER FIXED DOOR FRAME



Fixed timber "Tunnel" door frame

## DETAILS



## TABLE OF DIMENSIONS

Width	W [mm]	W1 [mm]	W2 [mm]	S1 [mm]	S2 [mm]	H1 [mm]	H2 [mm]	H3 [mm]	Suggested installation opening dimension [mm]
60	601	624	689	618	644				710 x 2075
70	701	724	789	718	744	2017	2030	2061	810 x 2075
80	801	824	889	818	844				910 x 2075
90	901	924	989	918	944				1010 x 2075

Further widths increase dimensions W, W1, W2, S1 and S2 by 100 mm and are charged extra for the double leaf frame.

- W - Door frame clear width
- W1 - Door frame rebate width
- W2 - Door frame outer width
- S1 - Door leaf rebate width
- S2 - Overall door leaf width
- H1 - Door frame clear height
- H2 - Overall door leaf height
- H3 - Door frame outer height

# TIMBER FIXED DOOR FRAME

The fixed timber door frame is made of softwood and with a fixed width of 90 mm (or 100 mm for the SIMPLE door frame). Available finished with a selected decorative layer. The complete frame consists of two side jambs and a head jamb. The frame can be manufactured either as a rebated or "tunnel" version (no extra charge).

## AVAILABLE WIDTHS

- 60, 70, 80, 90, other sizes available at an extra charge

## COMPONENTS

- Screw hinges, 2 pcs. (3 pcs. in frame 90)
- Striker
- Seal
- Installation kit

## PRICE LIST


Colour group	Price in PLN: excl./((inc.) VAT	
	Price list for Single door frame 60-90	Price list for Double door frame 100-200
PP	410.00 (504.30)	
CPL	399.00 (490.77)	25% extra charge
CLPL	392.00 (482.16)	
FF and LAK	372.00 (457.56)	

## OPTIONS WITH AN EXTRA CHARGE


NON-STANDARD WIDTH	EXTRA CHARGE
Widths 100 and 110	25% extra charge
Non-standard width	60.00 (73.80)
NON-STANDARD HEIGHT	EXTRA CHARGE
Shorter	50.00 (61.50)
Up to 10 mm longer	60.00 (73.80)
Additional hinge	20.00 (24.60)
Additional hinge in SIMPLE non-rebated system	90.00 (110.70)
Change of door strike position (recommended for door frames with a non-standard height)	70.00 (86.10)
OTHER	EXTRA CHARGE
3D adjustable hinges	40.00 (49.20)
Standard top strike	50.00 (61.50)
Adjustable top strike	70.00 (86.10)
Adjustable lower strike	70.00 (86.10)
Multipoint lock strike	90.00 (110.70)
Door frame for SIMPLE non-rebated system (44 mm x 100 mm)	200.00 (246.00)
Door frame for SWING door	130.00 (159.90)
Door frame for FOLD door	120.00 (147.60)
Timber threshold with seal, without a decorative layer	90.00 (110.70)
Stainless steel sheet threshold with seal	80.00 (98.40)
Customised for electric door strike mounting	90.00 (110.70)
Customised for concealed door closer	90.00 (110.70)

## AVAILABLE COLOURS


### PP GROUP



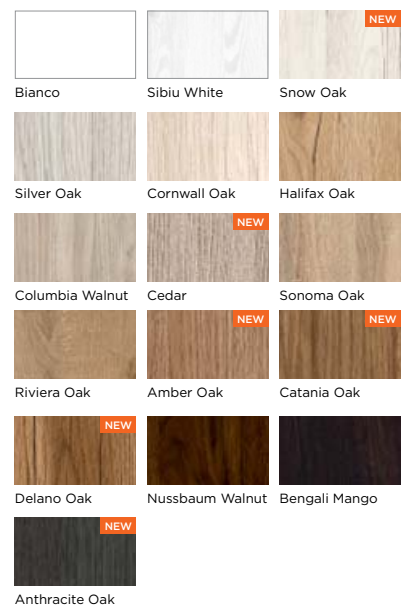
### CPL GROUP




### CLPL GROUP



### FF GROUP



### LAK GROUP



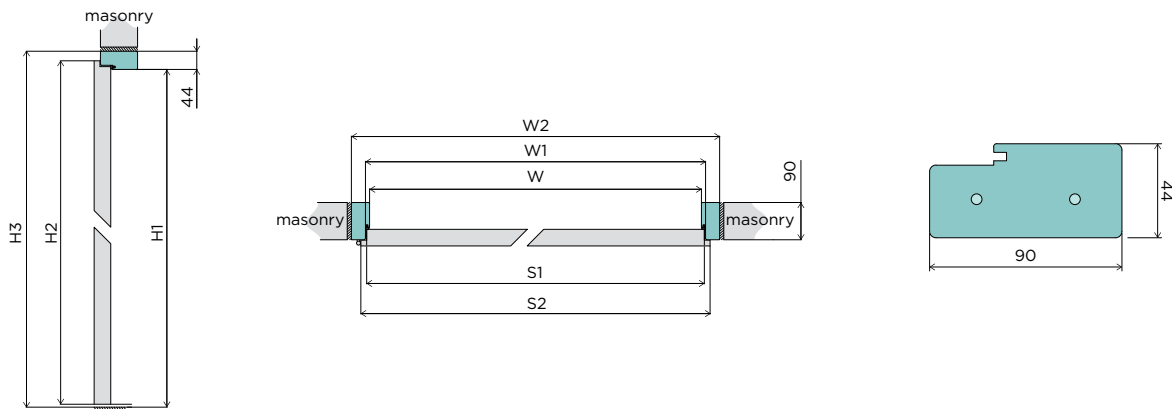
# FIXED DOOR FRAME

## MDF



MDF standard  
"Tunnel" door frame

### DETAILS



### TABLE OF DIMENSIONS

Width	W [mm]	W1 [mm]	W2 [mm]	S1 [mm]	S2 [mm]	H1 [mm]	H2 [mm]	H3 [mm]	Suggested installation opening [mm]
60	603	624	691	618	644	2019	2030	2063	710 x 2075
70	703	724	791	718	744				810 x 2075
80	803	824	891	818	844				910 x 2075
90	903	924	991	918	944				1010 x 2075

Further widths increase dimensions W, W1, W2, S1 and S2 by 100 mm and are charged extra for the double leaf frame.

W - Door frame clear width  
 W1 - Door frame rebate width  
 W2 - Door frame outer width  
 S1 - Door leaf rebate width  
 S2 - Overall door leaf width  
 H1 - Door frame clear height  
 H2 - Overall door leaf height  
 H3 - Door frame outer height



# FIXED DOOR FRAME

## MDF

The door frame is made of MDF with a fixed width of 90 mm (or 100 mm for the SIMPLE door frame). The complete frame consists of two side jambs and a head jamb. The frame can be manufactured either as a rebated or "tunnel" version (no extra charge).

### AVAILABLE WIDTHS

- 60, 70, 80, 90, other sizes available at an extra charge

### COMPONENTS

- Screw hinges, 2 pcs. (3 pcs. in frame 90)
- Striker
- Seal
- Installation kit

### PRICE LIST


Colour group	Price in PLN: excl./inc. VAT	
	Price list for Single door frame 60-90	Price list for Double door frame 100-200
PP	265.00 (325.95)	
CPL	255.00 (313.65)	25% extra charge
CLPL	250.00 (307.50)	
FF and LAK	230.00 (282.90)	

### OPTIONS WITH AN EXTRA CHARGE


NON-STANDARD WIDTH	EXTRA CHARGE
Widths 100 and 110	25% extra charge
Non-standard width	60.00 (73.80)
NON-STANDARD HEIGHT	EXTRA CHARGE
Shorter	50.00 (61.50)
Up to 10 mm longer	60.00 (73.80)
11 mm to 470 mm longer	140.00 (172.20)
Additional hinge	20.00 (24.60)
Additional hinge in SIMPLE non-rebated system	90.00 (110.70)
Change of door strike position (recommended for door frames with a non-standard height)	70.00 (86.10)
OTHER	EXTRA CHARGE
3D adjustable hinges	40.00 (49.20)
Standard top strike	50.00 (61.50)
Adjustable top strike	70.00 (86.10)
Adjustable lower strike	70.00 (86.10)
Multipoint lock strike	90.00 (110.70)
Door frame for SIMPLE non-rebated system (44 mm x 100 mm)	200.00 (246.00)
Door frame for SWING door	130.00 (159.90)
Timber threshold with seal, without a decorative layer	90.00 (110.70)
Stainless steel sheet threshold with seal	80.00 (98.40)
Customised for electric door strike mounting	90.00 (110.70)
Customised for concealed door closer	90.00 (110.70)

### AVAILABLE COLOURS


#### PP GROUP



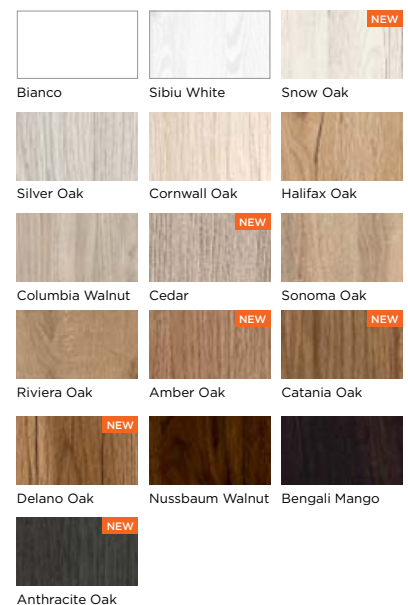
#### CPL GROUP




#### CLPL GROUP



#### FF GROUP



#### LAK GROUP

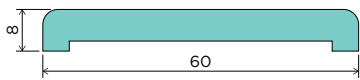


# ACCESSORIES FOR FIXED FRAMES

## 60 MM STANDARD ARCHITRAVE




The standard architrave is manufactured from MDF with a fixed width of 60 mm. The complete architrave consists of three pieces: two vertical and one horizontal.



## 80 MM STANDARD ARCHITRAVE



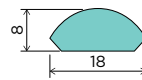
The standard architrave is manufactured from MDF with a fixed width of 80 mm. The complete architrave consists of three pieces: two vertical and one horizontal.



## QUARTER ROUND



The quarter round is manufactured from MDF with a fixed width of 18 mm. The complete quarter round consists of three pieces: two vertical and one horizontal.



### AVAILABLE WIDTHS


- 90, other sizes available at an extra charge of 100%

### PRICE LIST


Colour group	Price in PLN: excl./ (inc.) VAT					
	60 mm standard architrave		80 mm standard architrave		Quarter round	
	For single doors 60-90	For double doors 100-200	For single doors 60-90	For double doors 100-200	For single doors 60-90	For double doors 100-200
PP	63.00 (77.49)	73.00 (89.79)	73.00 (89.79)	83.00 (102.09)	45.00 (55.35)	55.00 (67.65)
CPL	58.00 (71.34)	68.00 (83.64)	68.00 (83.64)	78.00 (95.94)	38.00 (46.74)	48.00 (59.04)
CLPL	55.00 (67.65)	65.00 (79.95)	65.00 (79.95)	75.00 (92.25)	35.00 (43.05)	45.00 (55.35)
FF and LAK	45.00 (55.35)	55.00 (67.65)	55.00 (67.65)	65.00 (79.95)	25.00 (30.75)	35.00 (43.05)

### AVAILABLE COLOURS

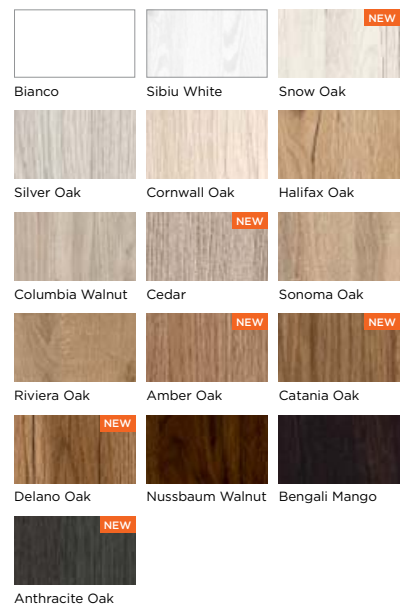
#### PP GROUP



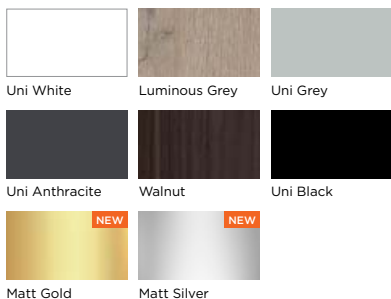
#### CLPL GROUP




#### FF GROUP



#### CPL GROUP



#### LAK GROUP

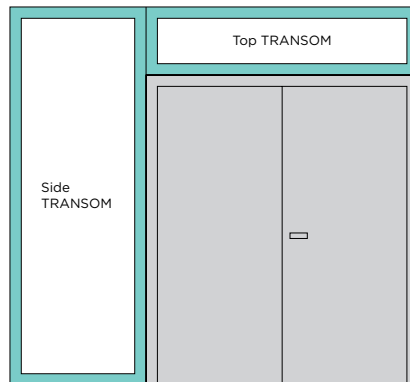


# ACCESSORIES FOR FIXED FRAMES

## TOP LIGHT AND SIDELIGHT



The top light and sidelight are made to measure and match the fixed frame.



## PRICE LIST

Colour group	Price in PLN: excl./ (inc.) VAT
	<b>1 linear metre of fixed top light with glazing in the Chinchilla, Satin deco, Lacomat* or Satin lines</b>
PP	315.00 (387.45)
CPL	305.00 (375.15)
CLPL	299.00 (367.77)
FF and LAK	295.00 (362.85)

The sidelight is only available with tempered glass or VSG 2.2.1. Extra charges apply for the selected glass on top of the price listed above.

## OPTIONS WITH AN EXTRA CHARGE

Extra charge for tempered Satin glass (per 1 m <sup>2</sup> )	100.00 (123.00)
Extra charge for Satin VSG 2.2.1 glass (per 1 m <sup>2</sup> )	190.00 (233.70)


## TYPES OF GLAZING




White bark effect Chinchilla Satin deco Satin lines Lacomat\* Tempered satin or VSG 2.2.1 Satin Transparent toughened or transparent VSG 2.2.1

## AVAILABLE COLOURS


### PP GROUP



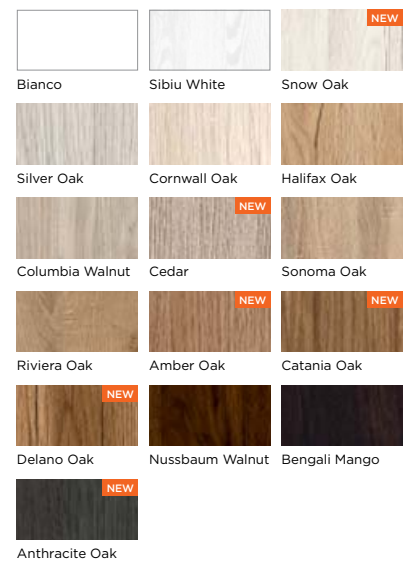
### CPL GROUP




### CLPL GROUP



### FF GROUP



### LAK GROUP



\*While stocks last

# ADJUSTABLE DOOR FRAME

## STEEL FRAME ZOS CASING

INDUSTRIAL DESIGN NO. 001992199-0001, 001992199-0002

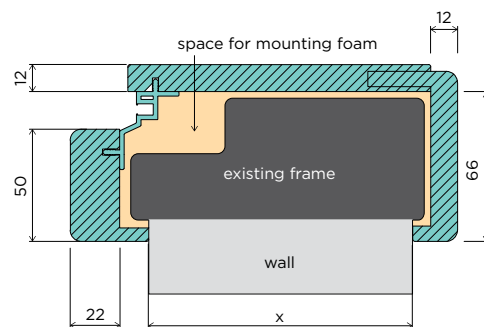
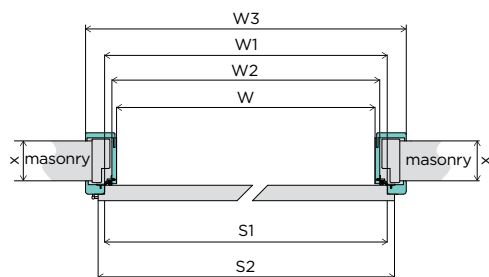
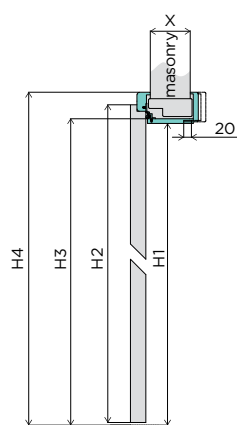


ZOS sectional version



ZOS "tunnel" version

### DETAILS



### TABLE OF DIMENSIONS

Width	W [mm]	W1 [mm]	W2 [mm]	W3 [mm]	S1 [mm]	S2 [mm]	H1 [mm]	H2 [mm]	H3 [mm]	H4 [mm]	Suggested installation opening width [mm]
60	570	626	594	726	618	644	2000	2030	2012	2078	594-600
70	670	726	694	826	718	744					694-700
80	770	826	794	926	818	844					794-800
90	870	926	894	1026	918	944					894-900

Further widths increase dimensions W, W1, W2, W3, S1 and S2 by 100 mm and are charged extra for the double leaf frame.

Adjustment range	X [mm]
60-80	60
80-100	80
100-120	100
120-140	120
X - (X+20)	X

- W - Door frame clear width
- W1 - Door frame rebate width
- W2 - Door frame outer width
- W3 - Door frame width with architraves
- S1 - Door leaf rebate width
- S2 - Overall door leaf width
- H1 - Door frame clear height
- H2 - Overall door leaf height
- H3 - Door frame outer height
- H4 - Door frame height with architraves

# ADJUSTABLE DOOR FRAME STEEL FRAME ZOS CASING

The Steel Frame ZOS Casing is an innovative solution for fully **concealing an existing door frame** (steel, timber or MDF) without the need to dismantle it, which usually involves damage to walls or tiles, resulting in a major refurbishment of the entire room.



The ZOS conceals the existing door frame around the entire wall thickness, for example, together with tiles at no risk of damaging them, and you can avoid narrowing the door leaf at the same time. If an 80 door leaf was installed on the existing frame, you will still be able to hang the same 80-width door after the installation of the Steel Frame Casing.

Each Steel Frame Casing is adjustable up to 20 mm thanks to a movable angle. The casing is manufactured in a variety of versions for any wall thickness, starting

from 60 mm. Within the adjustment ranges of 240-260, the frame is a sectional version made with a minimum of two parts. The sectional version for the "Tunnel" frame is available from the 220-240 range.

**ZOS reduces the clear opening of your existing frame by only 30 mm!**

## HOW DO I CALCULATE THE WIDTH OF THE ZOS?

1. .... **mm** (existing frame clear opening width) - **6 mm** (clearance for installation)=..... **mm** (outer ZOS width)
2. .... **mm** (outer ZOS width) + **32 mm** =..... **mm** (ZOS frame rebate width)
3. .... **mm** (ZOS rebate width)- **56 mm** =..... **mm** (ZOS clear opening width)

## HOW DO I CALCULATE THE WIDTH OF THE DOOR LEAF FOR ZOS?

1. .... **mm**(ZOS frame rebate width)- **8 mm** = ..... **mm**(door leaf rebate width)
2. .... **mm** (door leaf rebate width)+ **26 mm** = ..... **mm** (overall door leaf width)

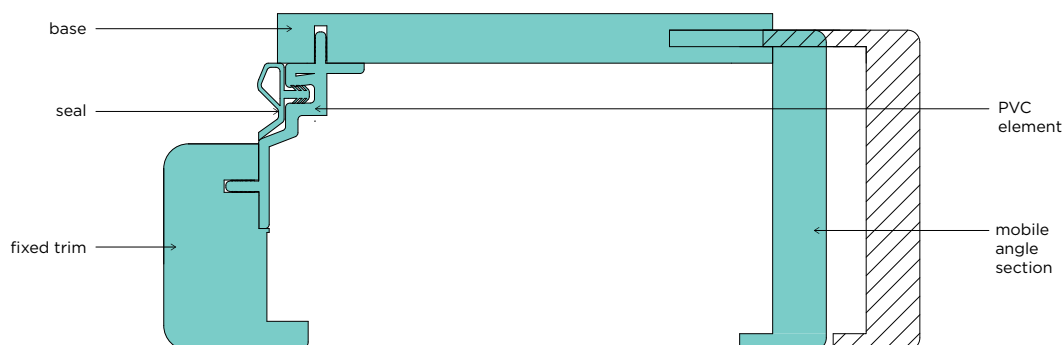
## HOW DO I CALCULATE THE HEIGHT OF THE DOOR LEAF FOR ZOS?

1. .... **mm**(existing frame clear opening height) - **3 mm** (clearance for installation) = ..... **mm** (outer ZOS frame height)
2. .... **mm**(outer ZOS frame height)+ **16 mm** = ..... **mm** (ZOS frame rebate height)
3. .... **mm** (ZOS frame rebate height)- **4 mm**(clearance between door and frame)- **od 7 mm do 15 mm**(clearance between door and floor level) = ..... **mm** (door leaf rebate height)
4. .... **mm** (door leaf rebate height)+ **13 mm** = ..... **mm** (overall door leaf height)

# ADJUSTABLE DOOR FRAME

## STEEL FRAME ZOS CASING

### ZOS CONSTRUCTION



The Steel Frame Casing is a solution which lets you forget about problems related to non-standard hinge spacing in the existing frame, non-standard strike plate positions or sizes, and very common non-standard rebate (lip) dimensions. To complete a quick and hassle-free installation on the existing frame, you only need to remove the existing hinges, but only if they protrude beyond the outline of the lining.

The frame can also be manufactured to any clear width. This provides you with unlimited use on existing frames that are significantly crooked. Up to 6 mm of curvature can be compensated in the existing frame. Unless the existing frame has been warped by over 6 mm during its lifetime, there are no reasons not to install a standard Steel Frame Casing and hang a typical door leaf on it. The standard ZOS 80 can be installed in the door opening of an existing door frame with dimensions ranging from 794 mm to 800 mm.

Curvatures outside 6 mm require you order the ZOS to a custom size. In this case, please note that the door leaf must also be customised to suit the dimensions of the Steel Frame Casing.

Another solution for curvatures exceeding 6 mm would involve removing one vertical piece of the existing frame, which will then enable the installation of a standard ZOS and a standard door leaf.

The Steel Frame Casing can also be made in the form of a "tunnel". Every door leaf in our range can be made to measure to fit the ZOS width and height.

#### AVAILABLE WIDTHS

- 60, 70, 80, 90, other sizes available at an extra charge
- minimum width W = 500 mm

#### COMPONENTS

- Screw hinges, 2 pcs. 3 pcs. in the 90 frame, in Zinc white
- Striker
- Seal
- Installation kit

# ADJUSTABLE DOOR FRAME

## STEEL FRAME ZOS CASING

The ZOS, just like any other door frame in our range, can be manufactured in non-standard widths, which helps you use this solution regardless of the condition of any of your existing door frames. The 6 mm curvature tolerance mentioned earlier is also the suggested clearance for installation (3 mm on each side).

Unless the existing frame has been warped over 3 mm on either side during its lifetime, there are no reasons not to install a standard Steel Frame Casing and hang a typical door leaf on it. To check if fitting a standard ZOS is possible, measure the clear width and height of the existing door frame.

The width should be measured in four places: at the level of the bottom and top hinges, and at the lock and threshold levels. The clear height should be measured in three places: at the corners and at the centre of the width of the existing frame. Moreover, the top and bottom corners of the existing door frame should be checked for right angles. This measurement is enough to validate or exclude the curvature of the existing frame.

For door leaves hung on the ZOS, the installation of handles on a long, narrow back plate is recommended. This is related to reduction of the clear width of the frame by 30 mm without changing the width of the door leaf.

**Each Steel Frame Casing comes with a detailed installation manual with additional descriptions of the components comprising a set.**

### PRICE LIST FOR 60-90 SINGLE DOOR FRAME


Adjustment range [mm]	Price in PLN: excl./ (inc.) VAT			
	Colour group			
min-max	PP	CPL	CLPL	FF and LAK
60-80	640.00 (787.20)	610.00 (750.30)	600.00 (738.00)	520.00 (639.60)
80-100	530.00 (651.90)	510.00 (627.30)	500.00 (615.00)	430.00 (528.90)
100-120				
120-140				
140-160	570.00 (701.10)	550.00 (676.50)	540.00 (664.20)	460.00 (565.80)
160-180				
180-200	610.00 (750.30)	580.00 (713.40)	570.00 (701.10)	490.00 (602.70)
200-220				
220-240	640.00 (787.20)	610.00 (750.30)	600.00 (738.00)	520.00 (639.60)
240-260				
260-280	690.00 (848.70)	660.00 (811.80)	650.00 (799.50)	550.00 (676.50)
280-300				
300-320	730.00 (897.90)	700.00 (861.00)	690.00 (848.70)	580.00 (713.40)
320-340				
340-360	760.00 (934.80)	730.00 (897.90)	720.00 (885.60)	610.00 (750.30)
360-380				
380-400	810.00 (996.30)	780.00 (959.40)	770.00 (947.10)	650.00 (799.50)
400-420				
420-440	920.00 (1131.60)	870.00 (1070.10)	860.00 (1057.80)	740.00 (910.20)
440-460				
460-480	1020.00 (1254.60)	960.00 (1180.80)	950.00 (1168.50)	830.00 (1020.90)
480-500				
500-520	1150.00 (1414.50)	1050.00 (1291.50)	1040.00 (1279.20)	920.00 (1131.60)
520-540				
540-560	1200.00 (1476.00)	1140.00 (1402.20)	1130.00 (1389.90)	1010.00 (1242.30)
560-580				
580-600	1280.00 (1574.40)	1230.00 (1512.90)	1220.00 (1500.60)	1100.00 (1353.00)
Over 600 mm	Bespoke pricing	Bespoke pricing	Bespoke pricing	Bespoke pricing
Adjustable angle	90.00 (110.70)	70.00 (86.10)	68.00 (83.64)	60.00 (73.80)
Adjustable angle with +20 mm adjustment tongue	120.00 (147.60)	90.00 (110.70)	88.00 (108.24)	80.00 (98.40)

### OPTIONS WITH AN EXTRA CHARGE

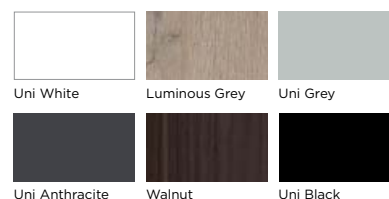
NON-STANDARD WIDTH	EXTRA CHARGE
Widths 100 and 110	25%
Double door frame 100-200	25%
Non-standard width	80.00 (98.40)
Non-standard width of adjustable angle	30.00 (36.90)
NON-STANDARD HEIGHT	EXTRA CHARGE
Shorter	50.00 (61.50)
Up to 45 mm longer	60.00 (73.80)
Additional hinge	20.00 (24.60)
Change of door strike position (recommended for door frames with a non-standard height)	70.00 (86.10)
Non-standard height of adjustable angle	30.00 (36.90)
OTHER	EXTRA CHARGE
Timber threshold with seal, without a decorative layer	90.00 (110.70)
Stainless steel sheet threshold with seal	80.00 (98.40)

### AVAILABLE COLOURS


#### PP GROUP



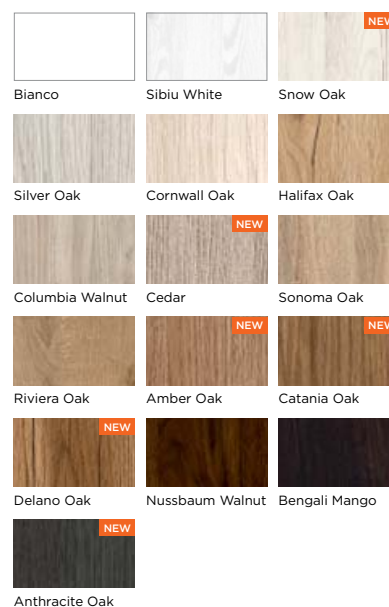
#### CPL GROUP




#### CLPL GROUP



#### FF GROUP



#### LAK GROUP



# ADJUSTABLE DOOR FRAME

## DIN



FRAME FOR SIMPLE NON-REBATED SYSTEM



DIN with 80 mm architraves



DIN sectional version



DIN with 100 mm architraves

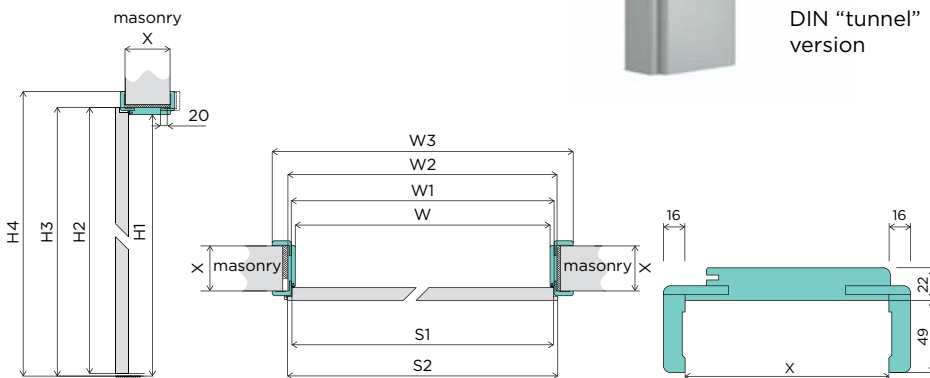


DIN "tunnel" version



DIN with 60 mm architraves joined at a 90° angle

### DETAILS



DIN with 80 mm architraves joined at a 90° angle

### TABLE OF DIMENSIONS

Width	W [mm]	W1 [mm]	W2 [mm]	W3 [mm]	S1 [mm]	S2 [mm]	H1 [mm]	H2 [mm]	H3 [mm]	H4 [mm]	Suggested installation opening [mm]
60	603	624	647	745	618	644					675 x 2055
70	703	724	747	845	718	744					775 x 2055
80	803	824	847	945	818	844	2017	2030	2039	2088	875 x 2055
90	903	924	947	1045	918	944					975 x 2055

Further widths increase dimensions W, W1, W2, W3, S1 and S2 by 100 mm and are charged extra for the double leaf frame.

Adjustment range	X [mm]
60-75	60
80-100	80
100-120	100
120-140	120
X - (X+20)	X

- W - Door frame clear width
- W1 - Door frame rebate width
- W2 - Door frame outer width
- W3 - Door frame width with architraves
- S1 - Door leaf rebate width
- S2 - Overall door leaf width
- H1 - Door frame clear height
- H2 - Overall door leaf height
- H3 - Door frame outer height
- H4 - Door frame height with architraves



# ADJUSTABLE DOOR FRAME

## DIN

The DIN adjustable frame is made of MDF to any wall thickness, starting at 60 mm (or 100 mm for the SIMPLE door frame).

Two-centimetre adjustment is provided in the form of an adjustable angle bracket.

The frame can also be manufactured to any clear width. The complete frame consists of two side jambs and a head jamb with angles on both sides. The frame can be manufactured either as a rebated or "Tunnel" version at no extra charge. Within the adjustment ranges of 280-300, the frame is a sectional version made with a minimum of two parts. The sectional version for the "Tunnel" frame is available from the 260-280 range.

### AVAILABLE WIDTHS

- 60, 70, 80, 90, other sizes available at an extra charge
- Minimum width W = 603 mm

### COMPONENTS

- Screw hinges, 2 pcs. (3 pcs. in frame 90)
- Striker
- Seal
- Installation kit

### PRICE LIST FOR 60-90 SINGLE DOOR FRAME


Adjustment range [mm] min-max	Price in PLN: excl./ (inc.) VAT			
	Colour group			
	PP	CPL	CLPL	FF and LAK
60-75	460.00 (565.80)	440.00 (541.20)	420.00 (516.60)	365.00 (448.95)
80-100	430.00 (528.90)	410.00 (504.30)	390.00 (479.70)	310.00 (381.30)
100-120				
120-140	460.00 (565.80)	440.00 (541.20)	420.00 (516.60)	365.00 (448.95)
140-160				
160-180	510.00 (627.30)	490.00 (602.70)	470.00 (578.10)	410.00 (504.30)
180-200				
200-220	550.00 (676.50)	530.00 (651.90)	510.00 (627.30)	440.00 (541.20)
220-240				
240-260	600.00 (738.00)	580.00 (713.40)	560.00 (688.80)	480.00 (590.40)
260-280				
280-300	640.00 (787.20)	620.00 (762.60)	600.00 (738.00)	520.00 (639.60)
300-320				
320-340	700.00 (861.00)	680.00 (836.40)	660.00 (811.80)	565.00 (694.95)
340-360				
360-380	760.00 (934.80)	740.00 (910.20)	720.00 (885.60)	610.00 (750.30)
380-400				
400-420	820.00 (1008.60)	800.00 (984.00)	780.00 (959.40)	660.00 (811.80)
420-440				
440-460	880.00 (1082.40)	860.00 (1057.80)	840.00 (1033.20)	710.00 (873.30)
460-480				
480-500	940.00 (1156.20)	920.00 (1131.60)	900.00 (1107.00)	760.00 (934.80)
500-520				
520-540	1000.00 (1230.00)	980.00 (1205.40)	960.00 (1180.80)	810.00 (996.30)
540-560				
560-580	1060.00 (1303.80)	1040.00 (1279.20)	1020.00 (1254.60)	860.00 (1057.80)
580-600				
Over 600 mm	Bespoke pricing	Bespoke pricing	Bespoke pricing	Bespoke pricing
Adjustable angle	90.00 (110.70)	70.00 (86.10)	68.00 (83.64)	60.00 (73.80)
Adjustable angle with +20 mm adjustment tongue	120.00 (147.60)	90.00 (110.70)	88.00 (108.24)	80.00 (98.40)

### OPTIONS WITH AN EXTRA CHARGE


	EXTRA CHARGE
<b>NON-STANDARD WIDTH</b>	
Widths 100 and 110	25%
Double door frame 100-200	25%
Non-standard width	80.00 (98.40)
Non-standard width of adjustable angle	30.00 (36.90)
<b>NON-STANDARD HEIGHT</b>	
Shorter	50.00 (61.50)
Up to 10 mm longer	60.00 (73.80)
11 mm to 470 mm longer	230.00 (282.90)
Additional hinge	20.00 (24.60)
Additional hinge in SIMPLE non-rebated system	90.00 (110.70)
Change of door strike position (recommended for door frames with a non-standard height)	70.00 (86.10)
Non-standard height of adjustable angle	30.00 (36.90)
<b>OTHER</b>	
Standard top strike	50.00 (61.50)
Door frame for SIMPLE non-rebated system (adjustment range 100-120)	200.00 (246.00)
Reversed swing door frame with 60 mm architraves at 45° angle	250.00 (307.50)
Door frame with angle architraves and a height of 80 mm	No extra charge
Door frame with angle architraves and a height of 100 mm	70.00 (86.10)
A frame made by joining sections at 90°, (not for the 60-75 adjustment range; not for a frame with 100 mm angle architraves or with + 20 mm adjustment tongue)	60.00 (73.80)
Timber threshold with seal, without a decorative layer	90.00 (110.70)
Stainless steel sheet threshold with seal	80.00 (98.40)
Customised for electric door strike mounting	90.00 (110.70)
Customised for concealed door closer	90.00 (110.70)

### AVAILABLE COLOURS


#### PP GROUP



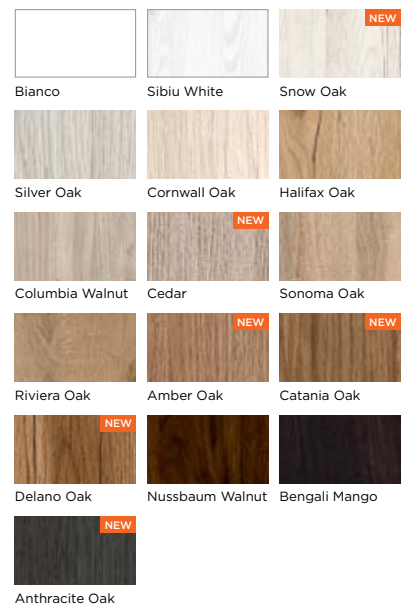
#### CPL GROUP




#### CLPL GROUP



#### FF GROUP



#### LAK GROUP

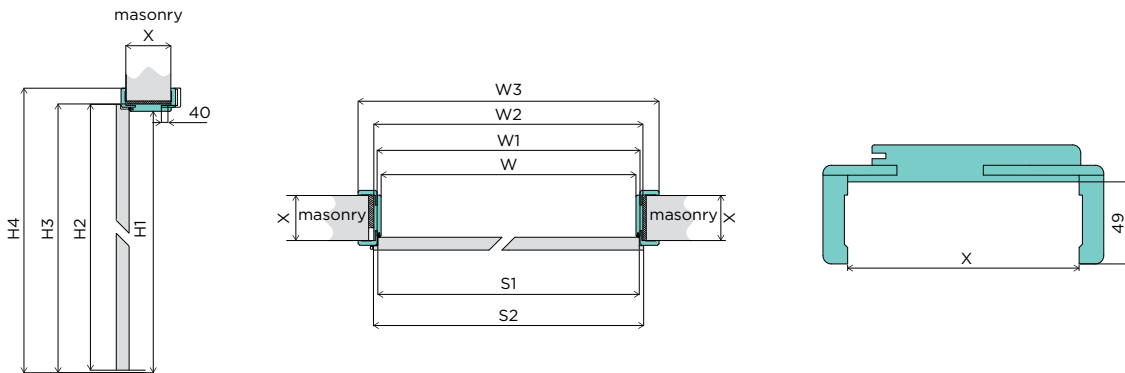


# ADJUSTABLE DOOR FRAME

## DUALE - DOUBLE RANGE



### DETAILS



### TABLE OF DIMENSIONS

Width	W [mm]	W1 [mm]	W2 [mm]	W3 [mm]	S1 [mm]	S2 [mm]	H1 [mm]	H2 [mm]	H3 [mm]	H4 [mm]	Suggested installation opening [mm]
60	603	624	647	745	618	644					675 x 2055
70	703	724	747	845	718	744	2017	2030	2039	2088	775 x 2055
80	803	824	847	945	818	844					875 x 2055
90	903	924	947	1045	918	944					975 x 2055

Further widths increase dimensions W, W1, W2, W3, S1 and S2 by 100 mm and are charged extra for the double leaf frame.

Adjustment range	X [mm]
100-140	100
140-180	140
180-220	180
220-260	220
260-300	260

- W - Door frame clear width
- W1 - Door frame rebate width
- W2 - Door frame outer width
- W3 - Door frame width with architraves
- S1 - Door leaf rebate width
- S2 - Overall door leaf width
- H1 - Door frame clear height
- H2 - Overall door leaf height
- H3 - Door frame outer height
- H4 - Door frame height with architraves

# ADJUSTABLE DOOR FRAME DUALE - DOUBLE RANGE

The DUALE adjustable frame is made of MDF to any wall thickness, starting at 100 mm.

Four-centimetre adjustment is provided in the form of an adjustable angle bracket.

The frame can also be manufactured to any clear width. The complete frame consists of two side jambs and a head jamb with angles on both sides.

## AVAILABLE WIDTHS

- 60, 70, 80, 90, other sizes available at an extra charge

## COMPONENTS

- Screw hinges, 2 pcs. (3 pcs. in frame 90)
- Striker
- Seal
- Installation kit

## PRICE LIST FOR 60-90 SINGLE DOOR FRAMES


Adjustment range [mm] min-max	Price in PLN: excl./ (inc.) VAT			
	Colour group			
	PP	CPL	CLPL	FF and LAK
100-140	460,00 (565,80)	440,00 (541,20)	420,00 (516,60)	365,00 (448,95)
140-180	510,00 (627,30)	490,00 (602,70)	470,00 (578,10)	410,00 (504,30)
180-220	550,00 (676,50)	530,00 (651,90)	510,00 (627,30)	440,00 (541,20)
220-260	600,00 (738,00)	580,00 (713,40)	560,00 (688,80)	480,00 (590,40)
260-300	640,00 (787,20)	620,00 (762,60)	600,00 (738,00)	520,00 (639,60)

## OPTIONS WITH AN EXTRA CHARGE


NON-STANDARD WIDTH	EXTRA CHARGE
Widths 100 and 110	25%
Double door frame 100-200	25%
Non-standard width	80.00 (98.40)
Non-standard width of adjustable angle	30.00 (36.90)
NON-STANDARD HEIGHT	EXTRA CHARGE
Shorter	50.00 (61.50)
Up to 10 mm longer	60.00 (73.80)
11 mm to 470 mm longer	230.00 (282.90)
Additional hinge	20.00 (24.60)
Change of door strike position (recommended for door frames with a non-standard height)	70.00 (86.10)
Non-standard height of adjustable angle	30.00 (36.90)
OTHER	EXTRA CHARGE
Standard top strike	50.00 (61.50)
Door frame with angle architraves and an overall height of 80 mm	No extra charge
Door frame with angle architraves and an overall height of 100 mm	70.00 (86.10)
Timber threshold with seal, without a decorative layer	90.00 (110.70)
Stainless steel sheet threshold with seal	80.00 (98.40)

## AVAILABLE COLOURS


### PP GROUP



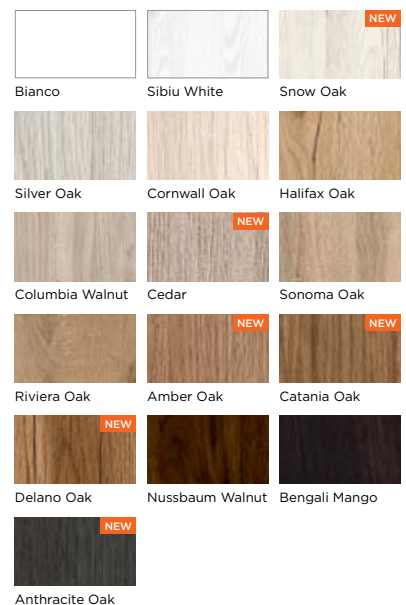
### CPL GROUP




### CLPL GROUP



### FF GROUP



### LAK GROUP

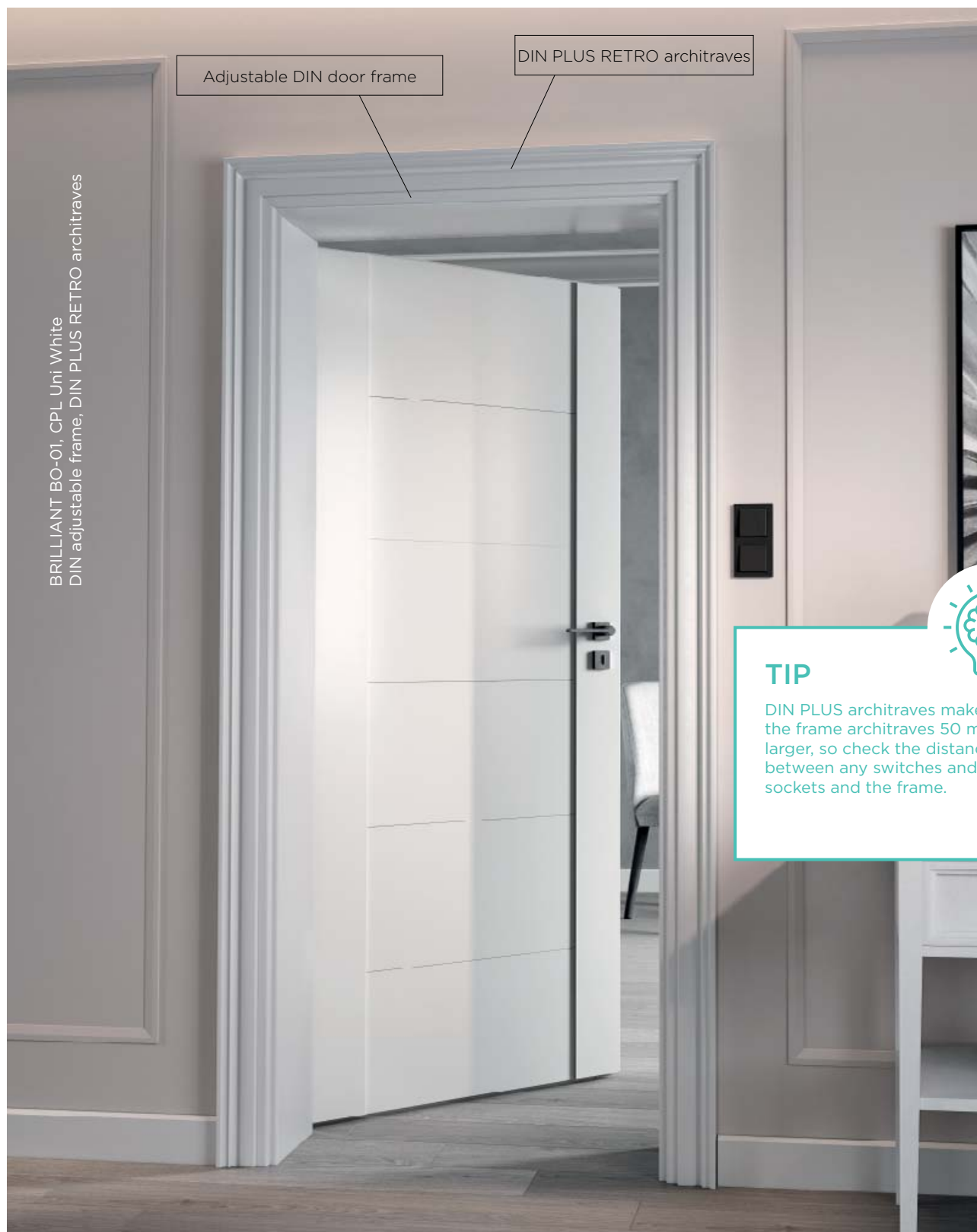


## ACCESSORIES FOR ADJUSTABLE FRAMES

# DIN & DUALE

### DIN PLUS ARCHITRAVES

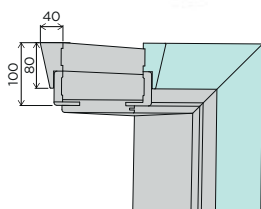
The DIN PLUS architraves are a solution for simple and quick interior modification. They come in five different designs, so every user can find the right model for them. DIN PLUS architrave is manufactured from MDF with a fixed height of 80 mm. The complete architrave consists of three pieces: two vertical and one horizontal. The DIN PLUS architraves can be mounted on the DIN and DUALE frames with 60 mm and 80 mm architraves (not for frames with 90° architrave joints).



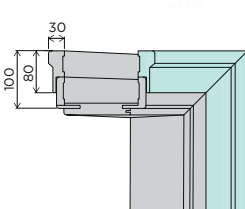
## AVAILABLE WIDTHS

- 60, 70, 80, 90, other sizes available at an extra charge

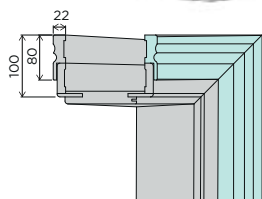
### ARTE



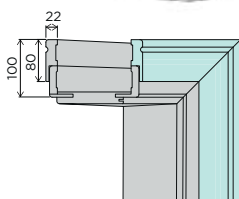
### CLASS



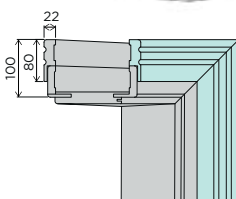
### RETRO



### STYLE I



### STYLE II



## PRICE LIST

Colour group	Price in PLN: excl./ (inc.) VAT	
	RETRO, STYLE I, STYLE II	ARTE, CLASS
PP	130.00 (159.90)	190.00 (233.70)
CPL	105.00 (129.15)	180.00 (221.40)
CLPL	100.00 (123.00)	175.00 (215.25)
FF and LAK	85.00 (104.55)	155.00 (190.65)

## OPTIONS WITH AN EXTRA CHARGE

### NON-STANDARD WIDTH


Option	EXTRA CHARGE
Widths 100 and 110	25%
Architraves for double doors 100-200	25%
Non-standard width	50.00 (61.50)
DIN PLUS architraves for DIN frame with 80 mm or 100 mm architraves	50.00 (61.50)

### NON-STANDARD HEIGHT


Option	EXTRA CHARGE
Shorter	50.00 (61.50)
Up to 10 mm longer	50.00 (61.50)
11 mm to 470 mm longer	220.00 (270.60)

## AVAILABLE COLOURS


### PP GROUP



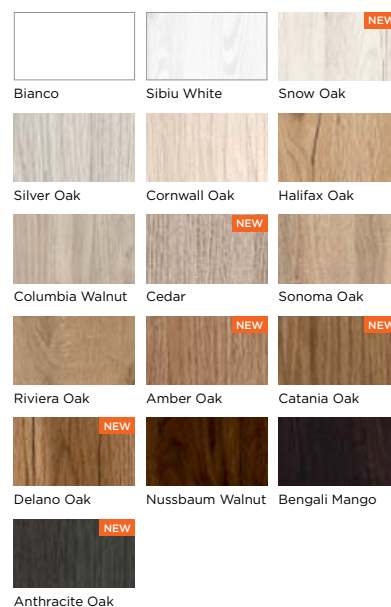
### CPL GROUP




### CLPL GROUP



### FF GROUP



### LAK GROUP



# HEAD CASING FOR ADJUSTABLE DOOR FRAMES

## DIN

The head casing is manufactured from MDF with a fixed height of 100 mm. The head casing can be mounted on a DIN adjustable door frame with 60 mm architraves (optionally: DIN with 80 mm and 100 mm architraves) and DUALE (not for frames with 90° architrave joints).



### PRICE LIST

Colour group	Price in PLN: excl./(inc.) VAT
PP	190.00 (233.70)
CPL	180.00 (221.40)
CLPL	175.00 (215.25)
FF and LAK	155.00 (190.65)

### OPTIONS WITH AN EXTRA CHARGE


Widths 100 and 110	25%
Head casing for double doors 100-200	25%

### Non-standard width

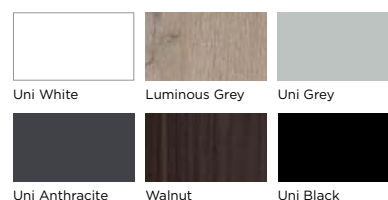
The head casing matching the DIN frame with 80 mm or 100 mm architraves	50.00 (61.50)
---	---------------

### AVAILABLE COLOURS


#### PP GROUP



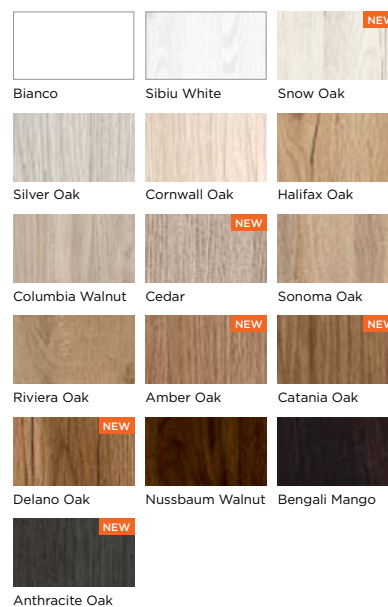
#### CPL GROUP




#### CLPL GROUP



#### FF GROUP



#### LAK GROUP



# SKIRTING BOARDS

Skirting boards made of MDF are manufactured to standard heights of 80 mm, 100 mm and 120 mm. Skirting boards with a different height can be made for an extra charge of 100%.

The skirting boards are sold per 2000 mm lengths, cut at 45 degrees. The skirting boards should be glued with mounting glue.

**SOFT 01/080**, height h = 80 mm  
**SOFT 01/100**, height h = 100 mm  
**SOFT 01/120**, height h = 120 mm



**SOFT 04/080**, height h = 80 mm  
**SOFT 04/100**, height h = 100 mm  
**SOFT 04/120**, height h = 120 mm



**SLANT 02/080**, height h = 80 mm  
**SLANT 02/100**, height h = 100 mm  
**SLANT 02/120**, height h = 120 mm



**SLANT 03/080**, height h = 80 mm  
**SLANT 03/100**, height h = 100 mm  
**SLANT 03/120**, height h = 120 mm



## PRICE LIST FOR STANDARD HEIGHTS


Colour group	Price in PLN: excl./ (inc.) VAT/piece		
	All models		
	Height 80 mm	Height 100 mm	Height 120 mm
PP	48.00 (59.04)	48.00 (59.04)	72.00 (88.56)
CPL	44.00 (54.12)	44.00 (54.12)	66.00 (81.18)
CLPL	43.00 (52.89)	43.00 (52.89)	64.50 (79.33)
FF and LAK	33.00 (40.59)	33.00 (40.59)	49.50 (60.88)

## OPTIONS WITH AN EXTRA CHARGE

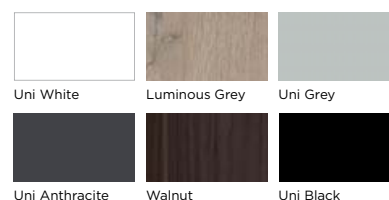
Skirting board height change: lower	+100%
Skirting board height change: higher	+100%
Skirting board thickness change	+100%

## AVAILABLE COLOURS


### PP GROUP



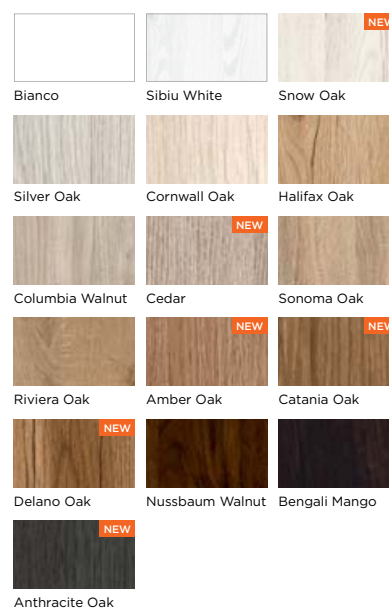
### CPL GROUP




### CLPL GROUP



### FF GROUP



### LAK GROUP

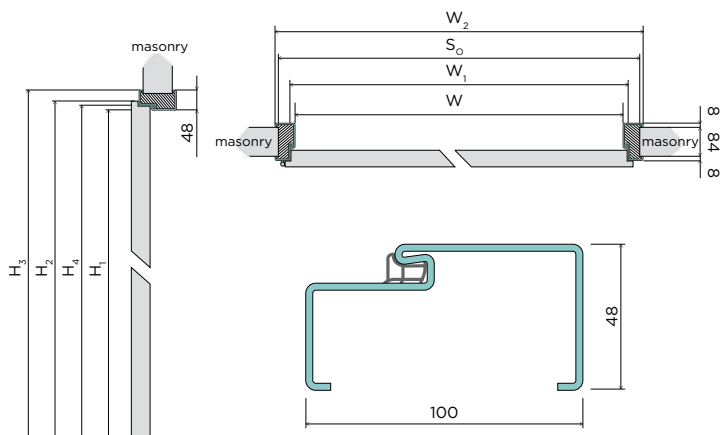


# FIXED DOOR FRAME

## STEEL



### DETAILS



### TABLE OF DIMENSIONS

Width	W <sub>2</sub> [mm]	H <sub>3</sub> [mm]	W <sub>1</sub> [mm]	H <sub>2</sub> i H <sub>4</sub> [mm]	W [mm]	H <sub>1</sub> [mm]	Suggested installation opening [mm]	
							S <sub>o</sub> (min)	H <sub>o</sub> (min)
60	697		627		601		671	
70	797		727		701		771	
80	897		827		801		871	
90	997	2065	927	2030	901	2017	971	2052
100	1097		1027		1001		1071	
110	1197		1127		1101		1171	
120-200	1297-2097		1227-2027		1201-2001		1271-2071	

W<sub>2</sub> - external width of door frame  
 W<sub>1</sub> - Door frame rebate width  
 W - Door frame clear width  
 S<sub>o</sub> - Wall opening width (+10 mm/-0 mm)

H<sub>3</sub> - external frame height  
 H<sub>2</sub> - Door leaf height  
 H<sub>1</sub> - door frame clearance height  
 H<sub>o</sub> - Wall opening height (+5 mm/-0 mm)

H<sub>4</sub> - Door frame rebate height

### PRICE LIST

Type	Price in PLN: excl./ (inc.) VAT			
	Single door widths 601, 701, 801, 901	Single door widths 1001, 1101	Double door widths 1200-1500	Double door widths 1501-2200
Rebated	676.00 (831.48)	728.00 (895.44)	936.00 (1151.28)	1,131.00 (1391.13)

### OPTIONS WITH AN EXTRA CHARGE

Door closer reinforcement, standard	30.00 (36.90)
Adaptation for an electric door strike with lock chamber cover and door closer reinforcement	140.00 (172.20)
Galvanised sheet steel frame	10.00%
Fail-safe electric strike, GEZE	160.00 (196.80)
Frame coating in other RAL colours (excl. intense, metallic and pearlescent colours)	10.00%
Frame coating in other RAL colours: intense, metallic and pearlescent colours	Bespoke pricing

### INSTALLATION STANDARD

#### Construction:

- Made of 1.2 mm thick steel sheet
- Seals available in: white, grey, brown and graphite
- 2 hinges as standard, 3 hinges as a free-of-charge option (size 13.5)
- Door frame designed for installation in rooms with completely finished walls and floor


### COLOURS

#### Surface finish:

- The frame is powder coated in standard RAL colours: 9010, 9016, 8003, 8017, 7047, 1001 and 7024
- Other colours according to RAL palette available at an extra charge

### AVAILABLE COLOURS

#### RAL

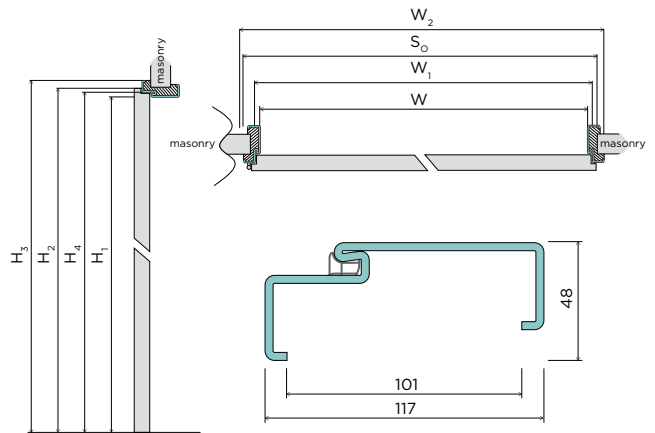




# SQUARE FRAME - LARGE STEEL



## DETAILS



## TABLE OF DIMENSIONS

Width	W <sub>2</sub> [mm]	H <sub>3</sub> [mm]	W <sub>1</sub> [mm]	H <sub>2</sub>   H <sub>4</sub> [mm]	W [mm]	H <sub>1</sub> [mm]	Suggested installation opening [mm]	
							S <sub>o</sub> (min)	H <sub>o</sub> (min)
60	697		627		601		671	
70	797		727		701		771	
80	897		827		801		871	
90	997	2065	927	2030	901	2017	971	2052
100	1097		1027		1001		1071	
110	1197		1127		1101		1171	
120-200	1297-2097		1227-2027		1201-2001		1271-2071	

W<sub>2</sub> - Door frame rebate width

W<sub>1</sub> - Door frame rebate width

W - Door frame clear width

S<sub>o</sub> - Wall opening width (+10 mm/-0 mm)

H<sub>4</sub> - Door frame rebate height

H<sub>3</sub> - Outer door frame height

H<sub>2</sub> - Door leaf height

H<sub>1</sub> - door frame clearance height

H<sub>o</sub> - Wall opening height (+5 mm/-0 mm)

Designed for all types of interiors: flats, public buildings, offices, hotels, etc. They can be used for masonry walls and plasterboard partitioning (gypsum board) for installation in rooms with fully finished walls and floors.

## PRICE LIST

Type	Price in PLN: excl./ (inc.) VAT			
	SINGLE DOORS Width 601, 701, 801, 901	SINGLE DOORS Width 1001, 1101	DOUBLE DOORS Width 1200-1500	DOUBLE DOORS Width 1501-2200
Rebated	676.00 (831.48)	728.00 (895.44)	936.00 (1151.28)	1,131.00 (1391.13)

## OPTIONS WITH AN EXTRA CHARGE

Door closer reinforcement, standard	30.00 (36.90)
Adaptation for an electric door strike with lock chamber cover and door closer reinforcement	140.00 (172.20)
Galvanised sheet steel frame	10.00%
Fail-safe electric strike, GEZE	160.00 (196.80)
Frame coating in other RAL colours (excl. intense, metallic and pearlescent colours)	10.00%
Frame coating in other RAL colours: intense, metallic and pearlescent colours	Bespoke pricing

## INSTALLATION STANDARD

### Construction:

- Made of 1.2 mm thick steel sheet
- Seals available in: white, grey, brown and graphite
- 2 hinges as standard, 3 hinges as a free-of-charge option (size 13.5)
- Door frame designed for installation in rooms with completely finished walls and floor


## COLOURS

### Surface finish:

- The frame is powder coated in standard RAL colours: 9010, 9016, 8003, 8017, 7047, 1001 and 7024
- Other colours according to RAL palette available at an extra charge

## AVAILABLE COLOURS

### RAL

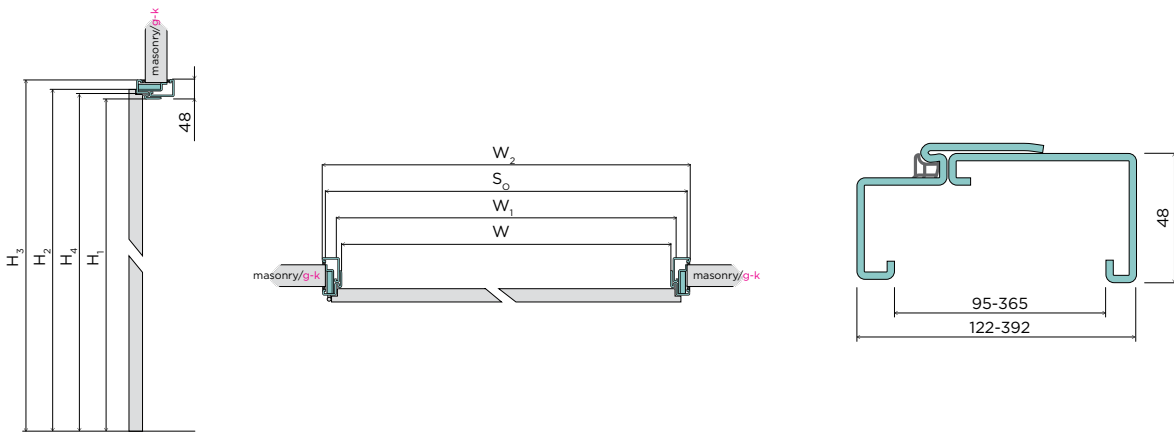


# ADJUSTABLE DOOR FRAME

## STEEL



### DETAILS



### TABLE OF DIMENSIONS

Width	W <sub>2</sub> [mm]	H <sub>3</sub> [mm]	W <sub>1</sub> [mm]	H <sub>4</sub> [mm]	H <sub>2</sub> [mm]	W [mm]	H <sub>1</sub> [mm]	Suggested installation opening [mm]	
								S <sub>0</sub> (min)	H <sub>0</sub> (min)
60	717		627			601		684	
70	817		727			701		784	
80	917		827			801		884	
90	1017	2078	927	2033	2030	901	2020	984	2061
100	1117		1027			1001		1084	
110	1217		1127			1101		1184	
120-200	1317-2117		1227-2027			1201-2001		1284-2084	

W<sub>2</sub> - external width of door frame  
W<sub>1</sub> - Door frame rebate width  
W - Door frame clear width  
S<sub>0</sub> - Wall opening width (+10 mm/-0 mm)

H<sub>4</sub> - Door frame rebate height  
H<sub>3</sub> - external frame height  
H<sub>2</sub> - Door leaf height  
H<sub>1</sub> - door frame clearance height  
H<sub>0</sub> - Wall opening height (+5 mm/-0 mm)

# ADJUSTABLE DOOR FRAME STEEL

Adjustable steel frames are designed for installation in various types of rooms where walls and floors are fitted with finishing components, like flats, public buildings, hotels, etc.


## CONSTRUCTION

- Made of high quality 1.5 mm thick steel sheet
- A complete frame set consists of a base unit, adjustment section, seal, hinges and set of blanking plugs
- Seals available in 3 colours: white, grey and brown
- 2 hinges as standard, 3 hinges as a free-of-charge option (size 13.5)

## COLOURS

- The frame is powder coated in standard RAL colours: 9010, 9016, 8003, 8017, 7047, 1001 and 7024
- Other colours according to RAL palette available at an extra charge

## AVAILABLE COLOURS



## PRICE LIST

Adjustment range min-max [mm]	Price in PLN: excl./ (inc.) VAT			
	SINGLE DOORS Width 601, 701, 801, 901	SINGLE DOORS Width 1001, 1101	DOUBLE DOORS Width 1200-1500	DOUBLE DOORS Width 1501-2200
95-125	1079.00 (1327.17)	1248.00 (1535.04)	1547.00 (1902.81)	1833.00 (2254.59)
125-155	1157.00 (1423.11)	1326.00 (1630.98)	1638.00 (2014.74)	1937.00 (2382.51)
155-185	1261.00 (1551.03)	1430.00 (1758.90)	1755.00 (2158.65)	2080.00 (2558.40)
185-215	1391.00 (1710.93)	1547.00 (1902.81)	1885.00 (2318.55)	2223.00 (2734.29)
215-245	1521.00 (1870.83)	1638.00 (2014.74)	2028.00 (2494.44)	2405.00 (2958.15)
245-275	1625.00 (1998.75)	1781.00 (2190.63)	2158.00 (2654.34)	2561.00 (3150.03)
275-305	1846.00 (2270.58)	2015.00 (2478.45)	2392.00 (2942.16)	2782.00 (3421.86)
305-335	1989.00 (2446.47)	2119.00 (2606.37)	2587.00 (3182.01)	2964.00 (3645.72)
335-365	2080.00 (2558.40)	2249.00 (2766.27)	2730.00 (3357.90)	3146.00 (3869.58)

## OPTIONS WITH AN EXTRA CHARGE

Door closer reinforcement, standard	30.00 (36.90)
Adaptation for an electric door strike with lock chamber cover and door closer reinforcement	140.00 (172.20)
Galvanised sheet steel frame	10.00%
Fail-safe electric strike, GEZE	160.00 (196.80)
Frame coating in other RAL colours (excl. intense, metallic and pearlescent colours)	10.00%
Frame coating in other RAL colours: intense, metallic and pearlescent colours	Bespoke pricing


# HANDLES

## SEPARATE SQUARE ROSETTE

### LUNARIA



#### AVAILABLE COLOURS




Rose thickness: 7 mm	Price in PLN: excl./{(inc.) VAT}
Handle	440.00 (541.20)
Escutcheon - Key hole	80.00 (98.40)
Escutcheon - Lock cylinder	80.00 (98.40)
Escutcheon - Bathroom	127.00 (156.21)

### LILA



#### AVAILABLE COLOURS




Rose thickness: 7 mm	Price in PLN: excl./{(inc.) VAT}
Handle	330.00 (405.90)
Escutcheon - Key hole	90.00 (110.70)
Escutcheon - Lock cylinder	90.00 (110.70)
Escutcheon - Bathroom	150.00 (184.50)

### WARNA FIT



#### AVAILABLE COLOURS




Rose thickness: 6 mm	Price in PLN: excl./{(inc.) VAT}
Handle - polished chrome, satin chrome, black, white, anthracite	295.00 (362.85)
Handle - gold, satin copper	345.00 (424.35)
Escutcheon - Key hole	91.00 (111.93)
Escutcheon - Lock cylinder	91.00 (111.93)
Escutcheon - Bathroom	125.00 (153.75)

### PYROLA



#### AVAILABLE COLOURS




Rose thickness: 7 mm	Price in PLN: excl./{(inc.) VAT}
Handle	255.00 (313.65)
Escutcheon - Key hole	90.00 (110.70)
Escutcheon - Lock cylinder	90.00 (110.70)
Escutcheon - Bathroom	150.00 (184.50)

### SPYQ



#### AVAILABLE COLOURS




Rose thickness: 10 mm	Price in PLN: excl./{(inc.) VAT}
Handle	267.00 (328.41)
Escutcheon - Key hole	85.00 (104.55)
Escutcheon - Lock cylinder	85.00 (104.55)
Escutcheon - Bathroom	125.00 (153.75)

### SEMPRE



#### AVAILABLE COLOURS



Rose thickness: 10 mm	Price in PLN: excl./{(inc.) VAT}
Handle - Chrome, satin chrome	280.00 (344.40)
Handle - black	295.00 (362.85)
Escutcheon - Key hole	91.00 (111.93)
Escutcheon - Lock cylinder	91.00 (111.93)
Escutcheon - Bathroom	125.00 (153.75)

## ZOE FIT



### AVAILABLE COLOURS



Chrome

Satin chrome



Black

Rose thickness: 6 mm		Price in PLN: excl./ (inc.) VAT
Handle		295.00 (362.85)
Escutcheon - Key hole		98.00 (120.54)
Escutcheon - Lock cylinder		98.00 (120.54)
Escutcheon - Bathroom		146.00 (179.58)

## DOPPIO



### AVAILABLE COLOURS



Satin chrome,  
complete with two  
cylinders: white and black

Anthracite,  
complete with two cylinders:  
cylinders: white and black

Rose thickness: 6 mm		Price in PLN: excl./ (inc.) VAT
Handle		208.00 (255.84)
Escutcheon - Key hole		70.00 (86.10)
Escutcheon - Lock cylinder		70.00 (86.10)
Escutcheon - Bathroom		105.00 (129.15)

## NESH Q



### AVAILABLE COLOURS



Chrome

Satin chrome



Black

Rose thickness: 10 mm		Price in PLN: excl./ (inc.) VAT
Handle		220.00 (270.60)
Escutcheon - Key hole		85.00 (104.55)
Escutcheon - Lock cylinder		85.00 (104.55)
Escutcheon - Bathroom		125.00 (153.75)

## LASER



### AVAILABLE COLOURS



Matt chrome

Glossy chrome

Rose thickness: 7 mm		Price in PLN: excl./ (inc.) VAT
Handle		130.00 (159.90)
Escutcheon - Key hole		45.00 (55.35)
Escutcheon - Lock cylinder		45.00 (55.35)
Escutcheon - Bathroom		65.00 (79.95)

## FOSTER BI




### AVAILABLE COLOURS



Matt chrome

Glossy chrome

Nickel matt



White



Black

Rose thickness: 10 mm		Price in PLN: excl./ (inc.) VAT
Handle		77.00 (94.71)
Escutcheon - Key hole		30.00 (36.90)
Escutcheon - Lock cylinder		30.00 (36.90)
Escutcheon - Bathroom		36.00 (44.28)

## EUFORIO



### AVAILABLE COLOURS



Black

Rose thickness: 10 mm		Price in PLN: excl./ (inc.) VAT
Handle		95.00 (116.85)
Escutcheon - Key hole		65.00 (79.95)
Escutcheon - Lock cylinder		65.00 (79.95)
Escutcheon - Bathroom		85.00 (104.55)

# HANDLES

## SEPARATE SQUARE ROSETTE

### CASCADA






AVAILABLE COLOURS



Brushed nickel



Antique brass

Rose thickness: 11 mm		Price in PLN: excl./.(inc.) VAT
Handle		70.00 (86.10)
Escutcheon - Key hole		27.00 (33.21)
Escutcheon - Lock cylinder		27.00 (33.21)
Escutcheon - Bathroom		38.00 (46.74)

### ARCO



AVAILABLE COLOURS






Graphite satin



Brushed nickel



Antique brass

Rose thickness: 11 mm		Price in PLN: excl./.(inc.) VAT
Handle		65.00 (79.95)
Escutcheon - Key hole		27.00 (33.21)
Escutcheon - Lock cylinder		27.00 (33.21)
Escutcheon - Bathroom		38.00 (46.74)

### IRIS






AVAILABLE COLOURS



Brushed nickel



Antique brass

Rose thickness: 11 mm		Price in PLN: excl./.(inc.) VAT
Handle		70.00 (86.10)
Escutcheon - Key hole		27.00 (33.21)
Escutcheon - Lock cylinder		27.00 (33.21)
Escutcheon - Bathroom		38.00 (46.74)

## SEPARATE SQUARE ROSETTE - FIRE RATED

When ordering the fire rated handles, please specify the door leaf thickness in order for the appropriate fitting set to be fitted.

### KVADRAT 1701

**FIRE RATED**



### KVADRAT 1704

**FIRE RATED**



AVAILABLE COLOURS



Stainless  
steel

### KVADRAT 1702







**FIRE RATED**



### KVADRAT 1703

**FIRE RATED**




Rose thickness: 9 mm		Price in PLN: excl./.(inc.) VAT
Handle 1701		86.00 (105.78)
Handle 1702		125.00 (153.75)
Handle 1703		115.00 (141.45)
Handle 1704		76.00 (93.48)
Escutcheon - Key hole		32.00 (39.36)
Escutcheon - Lock cylinder		32.00 (39.36)
Escutcheon - Bathroom	   	80.00 (98.40)

## SQUARE KNOBS

### Q FIT



#### AVAILABLE COLOURS




Rose thickness: 10 mm		Price in PLN: excl./ (inc.) VAT
Knob		192.00 (236.16)
Escutcheon - Key hole		98.00 (120.54)
Escutcheon - Lock cylinder		98.00 (120.54)
Escutcheon - Bathroom		135.00 (166.05)

## SEPARATE ROUND ROSETTE

### AZALIA



#### AVAILABLE COLOURS




Rose thickness: 7 mm		Price in PLN: excl./ (inc.) VAT
	<b>Colour:</b>	
	Polished chrome, gold, brushed chrome, matt gold, black, copper	
Handle		255.00 (313.65)      305.00 (375.15)
Escutcheon - Key hole		65.00 (79.95)      85.00 (104.55)
Escutcheon - Lock cylinder		65.00 (79.95)      85.00 (104.55)
Escutcheon - Bathroom		120.00 (147.60)      150.00 (184.50)

### LUNA



#### AVAILABLE COLOURS




Rose thickness: 7 mm		Price in PLN: excl./ (inc.) VAT
	<b>Colour:</b>	
	Polished chrome, brushed chrome, black	
Handle		250.00 (307.50)      230.00 (282.90)
Escutcheon - Key hole		77.00 (94.71)
Escutcheon - Lock cylinder		77.00 (94.71)
Escutcheon - Bathroom		135.00 (166.05)

### KALMIA



#### AVAILABLE COLOURS



Rose thickness: 7 mm		Price in PLN: excl./ (inc.) VAT
	<b>Colour:</b>	
	Polished chrome, brushed chrome, black, gold	
Handle		235.00 (289.05)
Escutcheon - Key hole		77.00 (94.71)
Escutcheon - Lock cylinder		77.00 (94.71)
Escutcheon - Bathroom		135.00 (166.05)

# HANDLES

## SEPARATE ROUND ROSETTE

### NESH FIT



#### AVAILABLE COLOURS



Chrome White



Black

Rose thickness: 6 mm		Price in PLN: excl./ (inc.) VAT
Handle		295.00 (362.85)
Escutcheon - Key hole		98.00 (120.54)
Escutcheon - Lock cylinder		98.00 (120.54)
Escutcheon - Bathroom		135.00 (166.05)

### OLEANDRO



#### AVAILABLE COLOURS



Polished chrome Brushed chrome



Black

Rose thickness: 7 mm		Price in PLN: excl./ (inc.) VAT
Handle		190.00 (233.70)
Escutcheon - Key hole		77.00 (94.71)
Escutcheon - Lock cylinder		77.00 (94.71)
Escutcheon - Bathroom		135.00 (166.05)

### FRAGOLA



#### AVAILABLE COLOURS



Polished chrome Brushed chrome



Black

Rose thickness: 7 mm		Price in PLN: excl./ (inc.) VAT
Handle		190.00 (233.70)
Escutcheon - Key hole		77.00 (94.71)
Escutcheon - Lock cylinder		77.00 (94.71)
Escutcheon - Bathroom		135.00 (166.05)

### MIRIAM SI



#### AVAILABLE COLOURS



Polished chrome Brushed chrome



Gold

Rose thickness: 7 mm		Price in PLN: excl./ (inc.) VAT
Handle		144.00 (177.12)
Escutcheon - Key hole		44.00 (54.12)
Escutcheon - Lock cylinder		44.00 (54.12)
Escutcheon - Bathroom		69.00 (84.87)

### ARIANNA SI



#### AVAILABLE COLOURS



Polished chrome Brushed chrome



Black

Rose thickness: 7 mm		Price in PLN: excl./ (inc.) VAT
Handle		144.00 (177.12)
Escutcheon - Key hole		44.00 (54.12)
Escutcheon - Lock cylinder		44.00 (54.12)
Escutcheon - Bathroom		69.00 (84.87)

### VOLATIS



#### AVAILABLE COLOURS



Brushed nickel Antique brass

Rose thickness: 11 mm		Price in PLN: excl./ (inc.) VAT
Handle		58.00 (71.34)
Escutcheon - Key hole		20.00 (24.60)
Escutcheon - Lock cylinder		20.00 (24.60)
Escutcheon - Bathroom		32.00 (39.36)



## SEPARATE ROUND ROSETTE

### CLASSICO



AVAILABLE COLOURS



Brushed nickel

Antique brass

### ADULAR



AVAILABLE COLOURS



Brushed nickel

Antique brass

## KNOBS (ROUND)

### FIT



AVAILABLE COLOURS



Black

Chrome



Satin chrome

Rose thickness: 11 mm		Price in PLN: excl./ (inc.) VAT
Handle		56.00 (68.88)
Escutcheon - Key hole		20.00 (24.60)
Escutcheon - Lock cylinder		20.00 (24.60)
Escutcheon - Bathroom		32.00 (39.36)

Rose thickness: 11 mm		Price in PLN: excl./ (inc.) VAT
Handle		49.00 (60.27)
Escutcheon - Key hole		20.00 (24.60)
Escutcheon - Lock cylinder		20.00 (24.60)
Escutcheon - Bathroom		32.00 (39.36)

Rose thickness: 6 mm		Price in PLN: excl./ (inc.) VAT
Knob		191.00 (234.93)
Escutcheon - Key hole		98.00 (120.54)
Escutcheon - Lock cylinder		98.00 (120.54)
Escutcheon - Bathroom		135.00 (166.05)

## SEPARATE ROUND ROSETTE - FIRE RATED

When ordering the fire rated handles, please specify the door leaf thickness in order for the appropriate fitting set to be fitted.

### OVAL 1701

**FIRE RATED**



AVAILABLE COLOURS



Stainless steel

### OVAL 1702

**FIRE RATED**



### OVAL 1704

**FIRE RATED**



Rose thickness: 9 mm		Price in PLN: excl./ (inc.) VAT
Handle	OVAL 1701	75.00 (92.25)
Handle	OVAL 1702	125.00 (153.75)
Handle	OVAL 1704	75.00 (92.25)
Escutcheon - Key hole		17.00 (20.91)
Escutcheon - Lock cylinder		17.00 (20.91)
Escutcheon - Bathroom		65.00 (79.95)

# HANDLES

## LONG BACKPLATE

### ADEL DS



AVAILABLE COLOURS




Black

Rose thickness: 9.5 mm	Price in PLN: excl./(inc.) VAT
Handle - Key hole	89.00 (109.47)
Handle - Lock cylinder	89.00 (109.47)
Handle - Bathroom	89.00 (109.47)

### ADULAR DS



AVAILABLE COLOURS



Brushed nickel




Antique brass

Rose thickness: 9.5 mm	Price in PLN: excl./(inc.) VAT
Handle - Key hole	51.00 (62.73)
Handle - Lock cylinder	51.00 (62.73)
Handle - Bathroom	60.00 (73.80)

### ARCO DS



AVAILABLE COLOURS



Brushed nickel




Antique brass

Rose thickness: 9.5 mm	Price in PLN: excl./(inc.) VAT
Handle - Key hole	60.00 (73.80)
Handle - Lock cylinder	60.00 (73.80)
Handle - Bathroom	71.00 (87.33)

### IRIS DS



AVAILABLE COLOURS



Brushed nickel




Antique brass

Rose thickness: 9.5 mm	Price in PLN: excl./(inc.) VAT
Handle - Key hole	65.00 (79.95)
Handle - Lock cylinder	65.00 (79.95)
Handle - Bathroom	76.00 (93.48)


### CASCADA DS



AVAILABLE COLOURS



Brushed nickel



Antique brass

Rose thickness: 10 mm	Price in PLN: excl./(inc.) VAT
Handle - Key hole	67.00 (82.41)
Handle - Lock cylinder	67.00 (82.41)
Handle - Bathroom	85.00 (104.55)

## LONG BACKPLATE - FIRE RATED

**OLARIX 72** FIRE RATED



AVAILABLE COLOURS



Stainless steel

Rose thickness: 8 mm	Price in PLN: excl./(inc.) VAT
Handle - Key hole	165.00 (202.95)
Handle - Lock cylinder	165.00 (202.95)
Handle - Bathroom	222.00 (273.06)

## ENTRANCE HANDLES

### LAMBDA



AVAILABLE COLOURS



Stainless steel Patina

Spacing:  
72 mm

Burglar resistance class:  
CLASS I

Price in PLN:  
excl. VAT  
(inc. VAT)


Rose thickness:  
8 mm

Handle	140.00 (172.20)
Top backplate	50.00 (61.50)

### TOTAL



AVAILABLE COLOURS



Stainless steel

Spacing: 72 mm

Rose thickness: 8 mm

Price in PLN:  
excl./ (inc.) VAT

Burglar resistance class:

	CLASS I	CLASS III
Handle	205.00 (252.15)	315.00 (387.45)
Top backplate	99.00 (121.77)	185.00 (227.55)


When ordering an entrance door handle, you need to specify its direction. The direction of the handle is defined according to the direction of the door leaf when it is opened inwards.

### HAGA PLUS

In versions with door handles or pulls



AVAILABLE COLOURS



Stainless steel Titanium Black

Spacing: 72 mm

Burglar resistance class:  
UNCLASSIFIED

Price in PLN:  
excl. VAT  
(inc. VAT)

Rose thickness:  
8 mm

	Colour:	
	Stainless steel, titanium	Black
Handle	205.00 (252.15)	235.00 (289.05)
Door pull	230.00 (282.90)	265.00 (325.95)
Top backplate	80.00 (98.40)	92.00 (113.16)

### ROYAL FLEX

In versions with door handles or pulls



AVAILABLE COLOURS



Stainless steel Titanium Black

Spacing: 72 mm

Burglar resistance class:  
CLASS III

Price in PLN:  
excl. VAT  
(inc. VAT)

Rose thickness:  
12 mm

	Colour:	
	Stainless steel, titanium	Black
Handle	435.00 (535.05)	499.00 (613.77)
Door pull	470.00 (578.10)	532.00 (654.36)
Top backplate	265.00 (325.95)	290.00 (356.70)

### PRESTIGE FLEX



AVAILABLE COLOURS



Stainless steel Titanium Black

Spacing: 72 mm

Burglar resistance class:  
CLASS III

Price in PLN:  
excl. VAT  
(inc. VAT)

Rose thickness:  
12 mm

	Colour:	
	Stainless steel, titanium	Black
Handle	435.00 (535.05)	495.00 (608.85)
Door pull	470.00 (578.10)	532.00 (654.36)
Top backplate	263.00 (323.49)	290.00 (356.70)

## ACCESSORIES

### VIVENTO CLEANER

Cleaning, revitalisation and regeneration kit for door surfaces.

The PREMIUM DOOR CARE set includes 2 products with a 250 ml capacity: Vivento Door Cleaner and Vivento Door Refresher.



#### PRICE LIST

PREMIUM DOOR CARE	Price in PLN excl./ (inc.) VAT/ kit
Vivento Door Cleaner 250 ml	99.00 (121.77)
Vivento Door Refresher 250 ml	

## DOOR CLOSERS AND ELECTRIC STRIKES



GR200



ITS96



DES7



DES7 SLIM



Fire rated 447  
FIRE

#### PRICE LIST

TYPE	Colour	Fire rated	Max door leaf weight	Max door leaf width	Price in PLN excl./ (inc.) VAT
Groom 200 surface-mounted door closer with sprung arm	Silver, white or brown	Yes	100 kg	1250 mm	280.00 (344.40)
Groom 200 surface-mounted door closer with sprung arm with turn and release	Silver, white or brown	No	100 kg	1250 mm	390.00 (479.70)
Groom 200 surface-mounted door closer for double doors	Silver, white or brown	Yes	100 kg	1250 mm	
ITS96 concealed door closer with rail (left or right)	Silver	Yes	130 kg	1100 mm	920.00 (1131.60)
ITS96 concealed door closer with rail, for double leaf doors with door co-ordinator	Silver	Yes	130 kg	1100 mm, no less than 70	3160.00 (3886.80)
DES7, 12 V symmetrical fail-safe electric strike	Silver	No	n/a	n/a	180.00 (221.40)
DES7 SLIM, symmetrical fail-safe electric strike for double doors, 12 V	Silver	No	n/a	n/a	350.00 (430.50)
Fire rated electric door strike 447 FIRE, (6-12 V, 12 V or 24 V)	Silver	Yes	n/a	n/a	1300.00 (1599.00)
Mounting plate for electric door strikes, long	Silver	Yes	n/a	n/a	53.00 (65.19)



### SEALS

#### PRICE LIST

TYPE	Price per linear metre in PLN excl./ (inc.) VAT
For fixed and adjustable frames (excl. ZOS frame), white, beige or brown	5.00 (6.15)
For adjustable ZOS frame, white, beige or brown	12.00 (14.76)
For door stop, colourless	12.00 (14.76)

### FREE STANDING DOOR STOPS



#### PRICE LIST

COLOUR	Price in PLN excl./ (inc.) VAT	
	LOW	HIGH
Nickel, patina, black	45.00 (55.35)	45.00 (55.35)

## EURO PROFILE CYLINDERS

(also for FIRE-PROOF door)

### AVAILABLE COLOURS

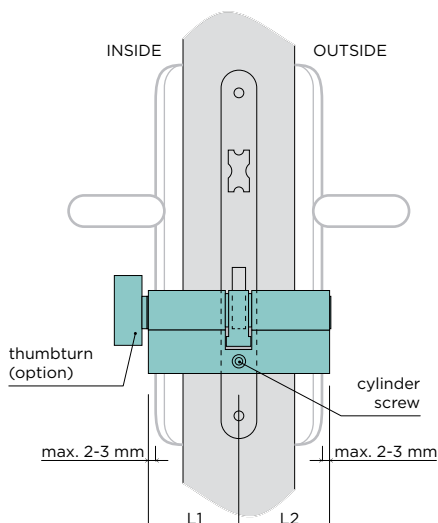
- Brass
- Nickel



### PRICE LIST

SIZE	Price in PLN excl./ (inc.) VAT	
	WITHOUT KNOB	WITH KNOB
25/25	39.00 (47.97)	-
28/36	52.00 (63.96)	63.00 (77.49)
30/30	48.00 (59.04)	59.00 (72.57)
30/40	56.00 (68.88)	71.00 (87.33)
30/45	60.00 (73.80)	72.00 (88.56)
30/50	65.00 (79.95)	76.00 (93.48)
30/60	73.00 (89.79)	-
35/30	-	66.00 (81.18)
35/35	56.00 (68.88)	68.00 (83.64)
35/40	60.00 (73.80)	72.00 (88.56)
35/45	65.00 (79.95)	76.00 (93.48)
35/50	69.00 (84.87)	80.00 (98.40)
35/55	73.00 (89.79)	85.00 (104.55)
40/40	65.00 (79.95)	76.00 (93.48)
40/50	73.00 (89.79)	85.00 (104.55)
45/45	73.00 (89.79)	85.00 (104.55)
45/55	82.00 (100.86)	93.00 (114.39)

## HOW TO CHOOSE THE RIGHT SIZE OF THE EURO PROFILE CYLINDER?



## SET OF LOCK CORES IN THE MASTER KEY SYSTEM

### THE SET INCLUDES:

- 2 cores
- 5 individually numbered keys

### AVAILABLE COLOURS

- Brass
- Nickel



### PRICE LIST

SIZE	Price in PLN excl./ (inc.) VAT
	TWO-CORE SET
26/45+G26/45 Wilka B	300.00 (369.00)
26/45+G45/26 Wilka B	300.00 (369.00)
30/35+G30/35	145.00 (178.35)
30/35+G35/30	145.00 (178.35)
30/40+G30/40	151.00 (185.73)
30/40+G40/30	151.00 (185.73)
30/45+G30/45	157.00 (193.11)
30/45+G45/30	157.00 (193.11)
35/40+G35/40	157.00 (193.11)
35/40+G40/35	157.00 (193.11)
40/40+G40/40	164.00 (201.72)
40/45+G40/45	-
Other core sizes	Bespoke pricing

### KEY

L1 - length from the centre of the lock to the edge of the internal back-plate

L2 - length from the centre of the lock to the edge of the external back-plate

- The centre line of the core is indicated by the mounting screw visible on each lock at the door face view.
- The length of the core should be selected so that on each side of the door the core does not protrude more than 3 mm above the rings. If you decide to buy a core with a knob, remember that it is particularly important to determine on which side of the dimension the knob is to be positioned.

# ACCESSORIES

## LOCKS



Key lock      Euro profile cylinder lock      Turn and release lock      Bottom bolt lock with a euro profile cylinder



Upper bolt lock with a euro profile cylinder      Hook bolt lock, round escutcheon      Hook bolt lock, square escutcheon

### PRICE LIST

TYPE	Price in PLN excl./ (inc.) VAT
Lock with key or euro profile cylinder, zinc, white	20.00 (24.60)
Lock with key or euro profile cylinder, zinc, nickel	40.00 (49.20)
Hook bolt lock with key or euro profile cylinder	150.00 (184.50)
Hook bolt lock with turn and release mechanism	170.00 (209.10)
Magnetic lock	70.00 (86.10)

The hook bolt lock can be ordered in a colour matching the colour of the door pull and half-circle pull for an extra charge of 30% of the basic lock price, i.e. matt chrome.

## 200° PANORAMIC DOOR VIEWER



### PRICE LIST

COLOUR	Price in PLN excl./ (inc.) VAT
Chrome, polished stainless steel, satin chrome, satin nickel, brass, patina, white, matt black	100.00 (123.00)

## HINGE CAPS



### PRICE LIST

COLOUR	Price in PLN excl./ (inc.) VAT/ 1 piece
Bronze, painted chrome, satin chrome, brass, nickel, black	9.00 (11.07)

Available sizes: Ø 15, Ø 16, Ø 20.

**DOOR PULLS**

**U01OK ROUND**



**PRICE LIST**

COLOUR	Price in PLN excl./ (inc.) VAT
Matt chrome, glossy chrome, black, patina, glossy gold, matt gold	40.00 (49.20)

**U03KW SQUARE**



**PRICE LIST**

COLOUR	Price in PLN excl./ (inc.) VAT
Matt chrome, glossy chrome, black, patina, glossy gold, matt gold	40.00 (49.20)

**U02OW OVAL**



**PRICE LIST**

COLOUR	Price in PLN excl./ (inc.) VAT
Matt chrome, glossy chrome, black, patina, glossy gold, matt gold	80.00 (98.40)

**U04PR RECTANGULAR**



**PRICE LIST**

COLOUR	Price in PLN excl./ (inc.) VAT
Matt chrome, glossy chrome, black, patina, glossy gold, matt gold	80.00 (98.40)

**SURFACE MOUNTED FOR LOFT DOORS, BLACK 32X228 (PCS.)**



**PRICE LIST**

COLOUR	Price in PLN excl./ (inc.) VAT
Black	40.00 (49.20)

**HALF-CIRCLE PULLS**

**P05OK ROUND**



**PRICE LIST**

COLOUR	Price in PLN excl./ (inc.) VAT
Matt chrome, glossy chrome, black, patina, glossy gold, matt gold	90.00 (110.70)

**P06KW SQUARE**



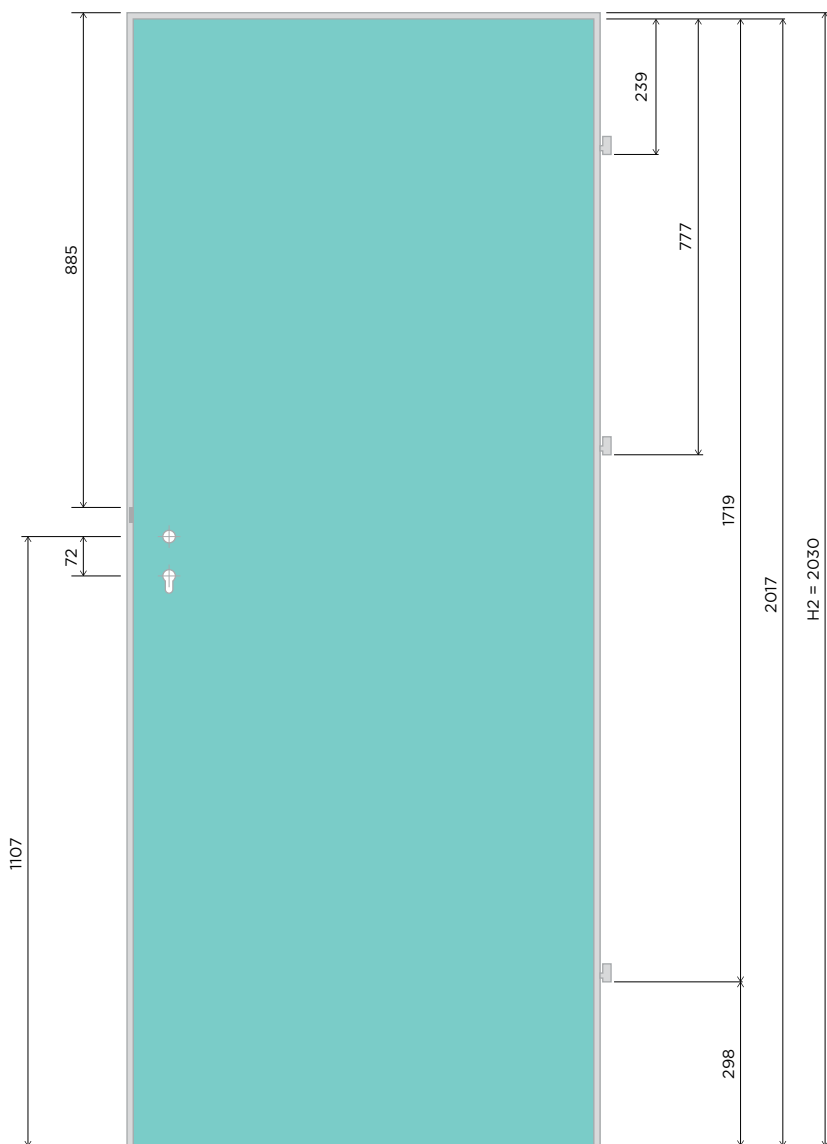
**PRICE LIST**

COLOUR	Price in PLN excl./ (inc.) VAT
Matt chrome, glossy chrome, black, patina, glossy gold, matt gold	90.00 (110.70)

# TECHNICAL INFORMATION

## REBATED DOOR LEAF

### AS PER POLISH STANDARD



#### VENTILATION

In order to ensure proper ventilation (0.022 m<sup>2</sup>) in bathroom door leaves, it is recommended that you use one of the following solutions:

- Ventilation sleeves and an appropriate clearance left between the door leaf and finished floor level depending on the width of the door
- Ventilation undercut and an appropriate clearance left between the door leaf and finished floor level depending on the width of the door
- Air grille

You could be unable to cut your door leaf to size if the ventilation device is installed in the factory. For door leaves with a height of H2 = 1980 mm and under, the design of the leaf may prevent installation of an air grille.

Door leaf	Door leaf rebate width S1 [mm]	Total width of S2 door leaf [mm]
60	618	644
70	718	744
80	818	844
90	918	944
100	1018	1044



#### ATTENTION!

The finishing and construction method of the door leaf allows for length correction by cutting at the bottom, but not by more than 60 mm for door leaves on a timber frame, and 30 mm for door leaves on an MDF frame. Cutting double and non-rebated doors for sliding systems on your own is not possible.

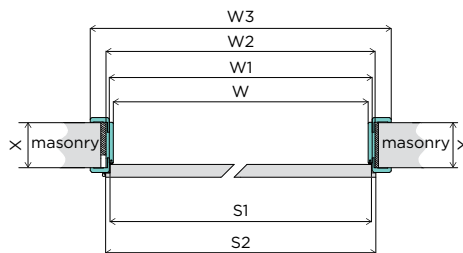
Doors manufactured according to standards other than Polish (e.g. Czech or Slovakian) are made exclusively to the size as per the standard. Doors in non-standard sizes are manufactured exclusively in accordance with the Polish standard, according to the applicable extra charge pricing.



# TECHNICAL INFORMATION

## SINGLE INTERNAL DOOR DIMENSIONS

### AS PER POLISH STANDARD **PL**



#### INTERNAL DOOR WITH FIXED DOOR FRAMES

	Size	W [mm]	W1 [mm]	W2 [mm]	S1 [mm]	S2 [mm]	H1 [mm]	H2 [mm]	H3 [mm]	W0 [mm]	H0 [mm]
Fixed: MDF	60	603	624	691	618	644	2019	2030	2063	710	2075
	70	703	724	791	718	744				810	
	80	803	824	891	818	844				910	
	90	903	924	991	918	944				1010	
	100	1003	1024	1091	1018	1044				1110	
	110	1103	1124	1191	1118	1144				1210	
Fixed: timber	60	601	624	689	618	644	2017	2030	2061	710	2075
	70	701	724	789	718	744				810	
	80	801	824	889	818	844				910	
	90	901	924	989	918	944				1010	
	100	1001	1024	1089	1018	1044				1110	
	110	1101	1124	1189	1118	1144				1210	

#### INTERNAL DOOR WITH ADJUSTABLE DOOR FRAMES

	Size	W [mm]	W1 [mm]	W2 [mm]	W3 [mm]	S1 [mm]	S2 [mm]	H1 [mm]	H2 [mm]	H3 [mm]	H4 [mm]	W0 [mm]	H0 [mm]
STEEL FRAME ZOS CASING	60	570	626	594	726	618	644	2000	2030	2012	2078	594-600	2020
	70	670	726	694	826	718	744					694-700	
	80	770	826	794	926	818	844					794-800	
	90	870	926	894	1026	918	944					894-900	
	100	970	1026	994	1126	1018	1044					994-1000	
	110	1070	1126	1094	1226	1118	1144					1094-1100	
Adjustable door frame DIN, DUALE	60	603	624	647	745/785/825	618	644	2017	2030	2039	2088/2108/2128	675	2055
	70	703	724	747	845/885/925	718	744					775	
	80	803	824	847	945/985/1025	818	844					875	
	90	903	924	947	1045/1085/1125	918	944					975	
	100	1003	1024	1047	1145/1185/1225	1018	1044					1075	
	110	1103	1124	1147	1245/1285/1325	1118	1144					1175	

#### KEY

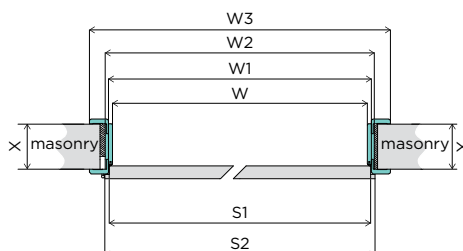
- W - Door frame clear width
- W1 - Door frame rebate width
- W2 - Door frame outer width
- W3 - Door frame width with architraves (\*for DIN frames, the width with 60 mm, 80 mm and 100 mm architraves)
- S1 - Door leaf rebate width
- S2 - Overall door leaf width
- H1 - Door frame clear height
- H2 - Door leaf height
- H3 - Door frame outer height
- H4 - Door frame height with architraves (\*for DIN frames, the height with 60 mm, 80 mm and 100 mm architraves)
- W0 - Suggested installation opening width
- H0 - Suggested installation opening height

Doors manufactured according to standards other than Polish (e.g. Czech or Slovakian) are made exclusively to the size as per the standard.  
Doors in non-standard sizes are manufactured exclusively in accordance with the Polish standard, according to the applicable extra charge pricing.

# TECHNICAL INFORMATION

## SINGLE INTERNAL DOOR DIMENSIONS

### AS PER CZECH AND SLOVAKIAN STANDARDS



#### INTERNAL DOOR WITH FIXED DOOR FRAMES

	Size	W [mm]	W1 [mm]	W2 [mm]	S1 [mm]	S2 [mm]	H1 [mm]	H2 [mm]	H3 [mm]	W0 [mm]	H0 [mm]
Fixed: MDF	60	605	626	693	620	646	1972	1983	2016	710	2030
	70	705	726	793	720	746				810	
	80	805	826	893	820	846				910	
	90	905	926	993	920	946				1010	
	100	1005	1026	1093	1020	1046				1110	
	110	1105	1126	1193	1120	1146				1210	
Fixed: timber	60	603	626	691	620	646	1970	1983	2014	710	2030
	70	703	726	791	720	746				810	
	80	803	826	891	820	846				910	
	90	903	926	991	920	946				1010	
	100	1003	1026	1091	1020	1046				1110	
	110	1103	1126	1191	1120	1146				1210	

#### INTERNAL DOOR WITH ADJUSTABLE DOOR FRAMES

	Size	W [mm]	W1 [mm]	W2 [mm]	W3 [mm] 60/80/100*	S1 [mm]	S2 [mm]	H1 [mm]	H2 [mm]	H3 [mm]	H4 [mm] 60/80/100*	W0 [mm]	H0 [mm]
STEEL FRAME ZOS CASING	60	572	628	596	728	620	646	1955	1983	1967	2033	596-602	1970
	70	672	728	696	828	720	746					696-702	
	80	772	828	796	928	820	846					796-802	
	90	872	928	896	1028	920	946					896-902	
	100	972	1028	996	1128	1020	1046					996-1002	
	110	1072	1128	1096	1228	1120	1146					1096-1102	
Adjustable door frame DIN, DUALE	60	605	626	649	747/787/827	620	646	1972	1983	1994	2043/ 2063/2083	675	2010
	70	705	726	749	847/887/927	720	746					775	
	80	805	826	849	947/987/1027	820	846					875	
	90	905	926	949	1047/1087/1127	920	946					975	
	100	1005	1026	1049	1147/1187/1227	1020	1046					1075	
	110	1105	1126	1149	1247/1287/1327	1120	1146						

#### KEY

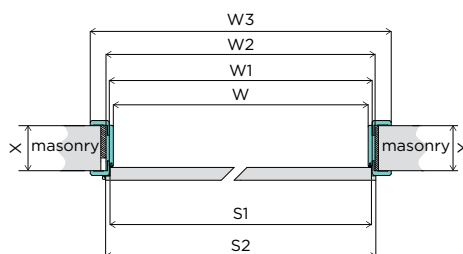
- W - Door frame clear width
- W1 - Door frame rebate width
- W2 - Door frame outer width
- W3 - Door frame width with architraves (\*for DIN and DUALE frames, the width with 60 mm, 80 mm and 100 mm architraves)
- S1 - Door leaf rebate width
- S2 - Overall door leaf width
- H1 - Door frame clear height
- H2 - Door leaf height
- H3 - Door frame outer height
- H4 - Door frame height with architraves (\*for DIN and DUALE frames, the height with 60 mm, 80 mm and 100 mm architraves)
- W0 - Suggested installation opening width
- H0 - Suggested installation opening height

Doors manufactured according to standards other than Polish (e.g. Czech or Slovakian) are made exclusively to the size as per the standard. Doors in non-standard sizes are manufactured exclusively in accordance with the Polish standard, according to the applicable extra charge pricing.

# TECHNICAL INFORMATION

## INTERNAL DOUBLE DOOR DIMENSIONS

### AS PER POLISH STANDARD **PL**



#### INTERNAL DOUBLE DOORS WITH FIXED DOOR FRAMES

	Size	W [mm]	W1 [mm]	W2 [mm]	S2 [mm]	H1 [mm]	H2 [mm]	H3 [mm]	W0 [mm]	HO [mm]
Fixed: MDF	60+60	1203	1224	1291	644+610				1310	
	70+60	1303	1324	1391	744+610				1410	
	70+70, 80+60	1403	1424	1491	744+710, 844+610				1510	
	90+60, 80+70	1503	1524	1591	944+610, 844+710	2019	2030	2063	1610	2075
	80+80, 90+70	1603	1624	1691	844+810, 944+710				1710	
	90+80	1703	1724	1791	944+810				1810	
	90+90	1803	1824	1891	944+910				1910	
Fixed: timber	60+60	1201	1224	1289	644+610				1310	
	70+60	1301	1324	1389	744+610				1410	
	70+70, 80+60	1401	1424	1489	744+710, 844+610				1510	
	90+60, 80+70	1501	1524	1589	944+610, 844+710	2017	2030	2061	1610	2075
	80+80, 90+70	1601	1624	1689	844+810, 944+710				1710	
	90+80	1701	1724	1789	944+810				1810	
	90+90	1801	1824	1889	944+910				1910	

#### INTERNAL DOUBLE DOORS WITH ADJUSTABLE DOOR FRAMES

	Size	W [mm]	W1 [mm]	W2 [mm]	W3 [mm] 60/80/100*	S2 [mm]	H1 [mm]	H2 [mm]	H3 [mm]	H4 [mm] 60/80/100*	W0 [mm]	HO [mm]
STEEL FRAME ZOS CASING	60+60	1170	1226	1194	1326	644+610					1194-1200	
	70+60	1270	1326	1294	1426	744+610					1294-1300	
	70+70, 80+60	1370	1426	1394	1526	744+710, 844+610					1394-1400	
	90+60, 80+70	1470	1526	1494	1626	944+610, 844+710	2000	2030	2012	2078	1494-1500	2020
	80+80, 90+70	1570	1626	1594	1726	844+810, 944+710					1594-1600	
	90+80	1670	1726	1694	1826	944+810					1694-1700	
	90+90	1770	1826	1794	1926	944+910					1794-1800	
Adjustable door frame DIN, DUALE	60+60	1203	1224	1247	1345/1385/1425	644+610					1275	
	70+60	1303	1324	1347	1445/1485/1525	744+610					1375	
	70+70, 80+60	1403	1424	1447	1545/1585/1625	744+710, 844+610					1475	
	90+60, 80+70	1503	1524	1547	1645/1685/1725	944+610, 844+710	2017	2030	2039	2088/2108/2128	1575	2055
	80+80, 90+70	1603	1624	1647	1745/1785/1825	844+810, 944+710					1675	
	90+80	1703	1724	1747	1845/1885/1925	944+810					1775	
	90+90	1803	1824	1847	1945/1985/2025	944+910					1875	

#### KEY

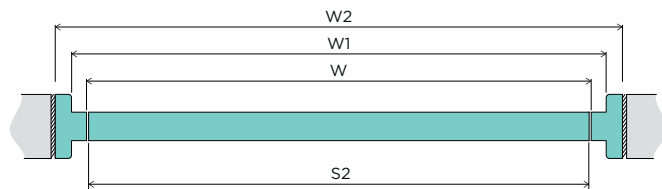
- W - Door frame clear width
- W1 - Door frame rebate width
- W2 - Door frame outer width
- W3 - Door frame width with architraves (\*for DIN frames, the width with 60 mm, 80 mm and 100 mm architraves)
- S2 - Overall door leaf width
- H1 - Door frame clear height
- H2 - Door leaf height
- H3 - Door frame outer height
- H4 - Door frame height with architraves (\*for DIN frames, the height with 60 mm, 80 mm and 100 mm architraves)
- W0 - Suggested installation opening width
- HO - Suggested installation opening height

Doors manufactured according to standards other than Polish (e.g. Czech or Slovakian) are made exclusively to the size as per the standard.  
Doors in non-standard sizes are manufactured exclusively in accordance with the Polish standard, according to the applicable extra charge pricing.



# TECHNICAL INFORMATION

## DOUBLE-ACTING "SWING" DOOR DIMENSIONS



The product is available only as per Polish standards.

Standard sizes for individual standards can be made for a surcharge for non-standard width and height, according to the surcharge price list.

### DOUBLE-ACTING "SWING" SINGLE DOOR

	Size	W [mm]	W1 [mm]	W2 [mm]	S2 [mm]	H1 [mm]	H2 [mm]	H3 [mm]	W0 [mm]	H0 [mm]
Fixed: MDF	60	603	624	691	591	2019	2005	2063	710	2075
	70	703	724	791	691				810	
	80	803	824	891	791				910	
	90	903	924	991	891				1010	
Fixed: timber	60	601	624	689	589	2017	2005	2061	710	2075
	70	701	724	789	689				810	
	80	801	824	889	789				910	
	90	901	924	989	889				1010	

### DOUBLE-ACTING "SWING" DOUBLE DOORS

	Size	W [mm]	W1 [mm]	W2 [mm]	S2 [mm]	H1 [mm]	H2 [mm]	H3 [mm]	W0 [mm]	H0 [mm]
Fixed: MDF	60	603	624	691	584 (292+292)	2019	2005	2063	710	2075
	70	703	724	791	684 (342+342)				810	
	80	803	824	891	784 (392+392)				910	
	90	903	924	991	884 (442+442)				1010	
	100	1003	1024	1091	984 (492+492)				1110	
	110	1103	1124	1191	1084 (542+542)				1210	
	120	1203	1224	1291	1184 (592+592)				1310	
	130	1303	1324	1391	1284 (642+642)				1410	
	140	1403	1424	1491	1384 (692+692)				1510	
	150	1503	1524	1591	1484 (742+742)				1610	
Fixed: TIMBER FRAME	60	601	624	689	582 (291+291)	2017	2005	2061	710	2075
	70	701	724	789	682 (341+341)				810	
	80	801	824	889	782 (391+391)				910	
	90	901	924	989	882 (441+441)				1010	
	100	1001	1024	1089	982 (491+491)				1110	
	110	1101	1124	1189	1082 (541+541)				1210	
	120	1201	1224	1289	1182 (591+591)				1310	
	130	1301	1324	1389	1282 (641+641)				1410	
	140	1401	1424	1489	1382 (691+691)				1510	
	150	1501	1524	1589	1482 (741+741)				1610	
	160	1601	1624	1689	1582 (791+791)	1710				
	170	1701	1724	1789	1682 (841+841)	1810				
	180	1801	1824	1889	1782 (891+891)	1910				

#### KEY

- W - Door frame clear width
- W1 - Door frame rebate width
- W2 - Door frame outer width
- W3 - Door frame width with architraves
- S2 - Overall door leaf width
- H1 - Door frame clear height
- H2 - Door leaf height
- H3 - Door frame outer height
- H4 - Door frame height with architraves
- W0 - Suggested installation opening width
- H0 - Suggested installation opening height

Doors in non-standard sizes are manufactured exclusively in accordance with the Polish standard, according to the applicable extra charge pricing.

# TECHNICAL INFORMATION

## BIFOLD “FOLD” DOOR DIMENSIONS

### BIFOLD “FOLD” SINGLE DOOR

The product is available only as per Polish standards.

Standard sizes for individual standards can be made for a surcharge for non-standard width and height, according to the surcharge price list.

	Size	W [mm]	W2 [mm]	S2 [mm]	H1 [mm]	H2 [mm]	H3 [mm]	WO [mm]	HO [mm]
Fixed: timber	60	601	689	309+309	2017	1989	2061	710	2075
	70	701	789	359+359				810	
	80	801	889	409+409				910	
	90	901	989	459+459				1010	
	100	1001	1089	509+509				1110	

### BIFOLD “FOLD” DOUBLE DOORS

	Size	W [mm]	W2 [mm]	S2 [mm]	H1 [mm]	H2 [mm]	H3 [mm]	WO [mm]	HO [mm]
Fixed: timber	110	1101	1189	(277+277)×2	2017	1995	2061	1210	2075
	120	1201	1289	(302+302)×2				1310	
	130	1301	1389	(327+327)×2				1410	
	140	1401	1489	(352+352)×2				1510	
	150	1501	1589	(377+377)×2				1610	
	160	1601	1689	(402+402)×2				1710	
	170	1701	1789	(427+427)×2				1810	
	180	1801	1889	(452+452)×2				1910	

# TECHNICAL INFORMATION

## REVERSED SWING DOOR DIMENSIONS

### REVERSED SWING DOORS WITH DIN DOOR FRAME

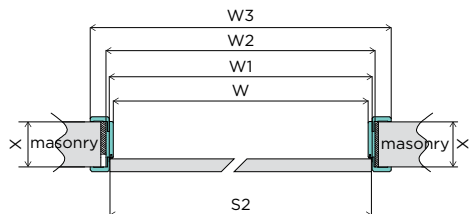
WIDTH	Door opening width W [mm]	Frame outer width W2 [mm]	Frame outer width inc. architraves W3 [mm]	total width of S2 door leaf [mm]	Suggested installation opening width S0 [mm]	Door opening height H1 [mm]	total height of H2 door leaf [mm]	Frame outer height H3 [mm]	Frame height with architraves H4 [mm]	Suggested installation opening height HO [mm]
60	628	696	788	644	725	2028	2029	2062	2108	2075
70	728	796	888	744	825					
80	828	896	988	844	925					
90	928	996	1088	944	1025					
100	1028	1096	1188	1044	1125					
110	1128	1196	1288	1144	1225					

Reversed swing doors are produced shorter as standard. As a result, when installed next to a standard door, both door frames have the same outer height with the architraves = 2088 mm. Bespoke sizes are also available.

Doors in non-standard sizes are manufactured exclusively in accordance with the Polish standard, according to the applicable extra charge pricing.

# TECHNICAL INFORMATION

## SIMPLE NON-REBATED SYSTEM DOOR DIMENSIONS



The product is available only as per Polish standards.

Standard sizes for individual standards can be made for a surcharge for non-standard width and height, according to the surcharge price list.

### SIMPLE INTERNAL NON-REBATED SYSTEM DOORS WITH FIXED DOOR FRAMES

	Size	W [mm]	W1 [mm]	W2 [mm]	S2 [mm]	H1 [mm]	H2 [mm]	H3 [mm]	W0 [mm]	H0 [mm]
Fixed: MDF	60	603	624	691	618				710	
	70	703	724	791	718				810	
	80	803	824	891	818	2019	2017	2063	910	2075
	90	903	924	991	918				1010	
	100	1003	1024	1091	1018				1110	
Fixed: timber	60	601	624	689	618				710	
	70	701	724	789	718				810	
	80	801	824	889	818	2017	2017	2061	910	2075
	90	901	924	989	918				1010	
	100	1001	1024	1089	1018				1110	

### SIMPLE INTERNAL NON-REBATED SYSTEM DOORS WITH ADJUSTABLE DOOR FRAMES

	Size	W [mm]	W1 [mm]	W2 [mm]	W3 [mm] 60/80/100*	S2 [mm]	H1 [mm]	H2 [mm]	H3 [mm]	H4 [mm] 60/80/100*	W0 [mm]	H0 [mm]
Adjustable DIN door frame	60	603	624	647	745/785/825	618					675	
	70	703	724	747	845/885/925	718					775	
	80	803	824	847	945/985/1025	818	2017	2017	2039	2088/2108/2128	875	2055
	90	903	924	947	1045/1085/1125	918					975	
	100	1003	1024	1047	1145/1185/1225	1018					1075	

#### KEY

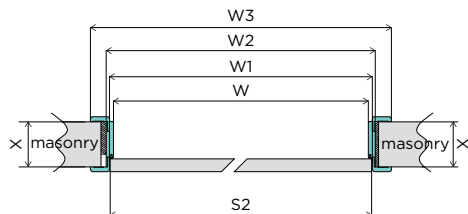
- W – Door frame clear width
- W1 – Door frame rebate width
- W2 – Door frame outer width
- W3 – Door frame width with architraves (\*for DIN frames, the width with 60 mm, 80 mm and 100 mm architraves)
- S2 – Overall door leaf width
- H1 – Door frame clear height
- H2 – Door leaf height
- H3 – Door frame outer height
- H4 – Door frame height with architraves (\*for DIN frames, the height with 60 mm, 80 mm and 100 mm architraves)
- W0 – Suggested installation opening width
- H0 – Suggested installation opening height

Doors in non-standard sizes are manufactured exclusively in accordance with the Polish standard, according to the applicable extra charge pricing.

# TECHNICAL INFORMATION

## SIMPLE NON-REBATED

### SYSTEM DOOR DIMENSIONS



The product is available only as per Polish standards.

Standard sizes for individual standards can be made for a surcharge for non-standard width and height, according to the surcharge price list.

#### INTERNAL DOUBLE DOORS WITH FIXED DOOR FRAMES

	Size	W [mm]	W1 [mm]	W2 [mm]	S2 [mm]	H1 [mm]	H2 [mm]	H3 [mm]	WO [mm]	HO [mm]
Fixed: MDF	60+60	1237	1258	1325	631+631				1345	
	70+60	1337	1358	1425	731+731				1445	
	70+70, 80+60	1437	1458	1525	731+731, 831+631				1545	
	90+60, 80+70	1537	1558	1625	931+631, 831+731	2019	2017	2063	1645	2075
	80+80, 90+70	1637	1658	1725	831+831, 931+731				1745	
	90+80	1737	1758	1825	931+831				1845	
Fixed: timber	60+60	1235	1258	1323	631+631				1345	
	70+60	1335	1358	1423	731+731				1445	
	70+70, 80+60	1435	1458	1523	731+731, 831+631				1545	
	90+60, 80+70	1535	1558	1623	931+631, 831+731	2017	2017	2061	1645	2075
	80+80, 90+70	1635	1658	1723	831+831, 931+731				1745	
	90+80	1735	1758	1823	931+831				1845	
	90+90	1835	1858	1923	931+931				1945	

#### INTERNAL DOUBLE DOORS WITH ADJUSTABLE DOOR FRAMES

	Size	W [mm]	W1 [mm]	W2 [mm]	W3 [mm] 60/80/100*	S2 [mm]	H1 [mm]	H2 [mm]	H3 [mm]	H4 [mm] 60/80/100*	WO [mm]	HO [mm]
Adjustable DIN door frame	60+60	1237	1258	1281	1379/1419/1459	631+631					1300	
	70+60	1337	1358	1381	1479/1519/1559	731+631					1400	
	70+70, 80+60	1437	1458	1481	1579/1619/1659	731+731, 831+631					1500	
	90+60, 80+70	1537	1558	1581	1679/1719/1759	931+631, 831+731	2017	2017	2039	2088/2108/2128	1600	2055
	80+80, 90+70	1637	1658	1681	1779/1819/1859	831+831, 931+731					1700	
	90+80	1737	1758	1781	1879/1919/1959	931+831					1800	
	90+90	1837	1858	1881	1979/2019/2059	931+931					1900	


#### KEY

- W - Door frame clear width
- W1 - Door frame rebate width
- W2 - Door frame outer width
- W3 - Door frame width with architraves (\*for DIN frames, the width with 60 mm, 80 mm and 100 mm architraves)
- S2 - Overall door leaf width
- H1 - Door frame clear height
- H2 - Door leaf height
- H3 - Door frame outer height
- H4 - Door frame height with architraves (\*for DIN frames, the height with 60 mm, 80 mm and 100 mm architraves)
- WO - Suggested installation opening width
- HO - Suggested installation opening height


Doors in non-standard sizes are manufactured exclusively in accordance with the Polish standard, according to the applicable extra charge pricing.



# NOTES



# NOTES



NEW

ELEGANTE ED-02, FF Snow Oak





# V I V E N T O

33-260 Gręboszów 160, Poland  
Tel.: 14 641 60 88; 14 641 60 83  
Fax: 14 641 60 56  
e-mail: [info@vivento.pl](mailto:info@vivento.pl)  
NIP (tax ID): 871 176 36 76  
[www.vivento.pl](http://www.vivento.pl)



The catalogue is valid as of  
06/06/2022.

DISTRIBUTOR: /

The catalogue gives prices in PLN excl./ (inc.) VAT. The catalogue is not an offer in legal terms and is published for reference. The information provided in the catalogue is current at the time of publication. The manufacturer reserves the right to make changes and improvements to the products in the range without prior notice. The product designs shown are as per the Polish standard width "80". Other sizes alter product appearance (glazing size and arrangement, lock and hinge positions). Please make your colour choice using colour fan decks available at our points of sale.