

Annie's Star Quilt Guild

July 2026 • Volume 49, Issue 1

asqg.org

President's Message

Chris Gullick, President

Hello from windy North Dakota and Minnesota (on our way to Wisconsin). I have been in fairly constant contact with Guild members (except for a few days without cell service in Theodore Roosevelt National Park) and I have closely followed the discussion over quilt show costs that could greatly reduce the profit we can expect to make this year. The decision as to whether or not to go ahead with the show has been a hard and contentious one. By the time you are reading this, voting on the issue will have been completed and reported elsewhere in this newsletter, but as I write this, it is still undecided.

Understanding completely the pros and cons of

the issue, I would like to express a few thoughts here. If we go ahead with the show as planned, we will face the same problem in 2028. It seems that the fairground facilities are the only option for a show of that size, and if we can't turn a profit, it would be irresponsible to continually deplete Guild funds. So, it's time to reimagine our show.

On another subject, thank you to our nominating committee members, who have secured a slate of officers for next year. I have agreed to continue as president, if you will have me, and I promise not to be traveling so much next year. It's too hard being away from my sewing machine so long anyway! Have fun for me by quilting, everyone.

Letter from the Vice President

Laura Yanez, Co-VP


Happy Anniversary, Annie's Star Quilt Guild!

Our July meeting will be a celebration of friendship and quilting. Oh, did I mention food? We are planning on a potluck dinner as well.

The nominating committee has been busy filling positions for our upcoming year. The new officers and committee chairs will be introduced during this meeting. The vote will take place at our August meeting.

I look forward to seeing your beautiful faces at our July anniversary celebration.

Warmest regards, Laura



Next Meeting: Anniversary Potluck
Thursday, July 2, 2026 6:30 p.m. Doors open at 6 p.m.
LOCATION: Saint John's Episcopal Church,
2341 Floral Avenue, Chico, CA 95926

Updated Quilt Show Registration Forms are in this newsletter!

ASQG Slate of Officers for 2026/2027

Voting will occur at the August 6 General Meeting

President Chris Gullick

Vice Presidents

Yvette Borden
Judy Noble
Denise Van Laan
Laura Yanez

Treasurer Cindy Thompson

Recording Secretar(ies)

General Meeting Jean Ping
Board Secretary Frieda White

Corresponding Secretary Rose Fulton

Nominations from the floor will be accepted.

Current Events

Missie Carpenter

As of this date, these events are still happening, but before hitting the road to go, it might be wise to verify via the Internet that there have been no cancellations.

June 24-27: Event: Mancuso Quiltfest Virtual Summer Schoolhouse. All day via zoom.
www.quiltfest.com

June 27-28: Ocean Wave Quilters quilt show, Dana Elementary School, Ft. Bragg.

July 9-12: Log Cabin Quilt Guild quilt show during Trinity County Fair, TC Fairgrounds, Hayfork.

Sept. 3-7: Mountain Quail Guild quilt show at the Intermountain Fair, McArthur.

Sept. 5-6: Mountain Quilt & Craft Guild Country Store Sale, Brownsville.

Sept. 26-27: Diablo Valley Quilters quilt show, Shadelands Center for Community Arts, Walnut Creek.

Sept. 26-27: Flying Needles Quilters Guild quilt show, Yolo County Fairgrounds, Woodland.

Quilt Show

Joyce Hansen, Quilt Show Chair

We are having the Quilt Show this year. New fundraising initiatives are planned for the future. In addition to the upcoming show, we are looking toward the future by establishing new fundraising strategies. Following the conclusion of this year's event, a dedicated committee will be formed to explore and develop additional fundraising opportunities to support the group's long-term goals. This committee will report its findings and recommendations back to the general membership.

VOLUNTEERS NEEDED We are still in need of someone to Chair the Decorations Committee, as well as Signage and Banners at the Show/

Our Quilt Show Committee meetings are held at 5:30 p.m. at Casa de Flores clubhouse, 701 E Lassen Ave, Chico. Next meeting is in August, date TBA.

Quilt Guilds of the North Quarter

Carla Resnick, QGNQ Rep #2

Carla Resnick and Missie Carpenter plan on attending the next Quilt Guilds of the North Quarter meeting in Fort Bragg on Saturday, July 25. More details regarding venue, lunch cost etc., will be available in the QGNQ July Newsletter, which will be distributed to ASQG members in an email blast.

Patriotic Challenge for 2026 Quilt Show

Char Miller is heading up this patriotic challenge to celebrate the 250th anniversary of our country. Red, White, and Blue quilts, table runners, wall hangings—you decide! It doesn't have to be a large quilt. These will be shown at our Quilt show in November this year, and will be due in September (quilt show registration). There will be a dedicated section at the quilt show to display them. We will vote on the best one and there will be prizes. Contact Char Miller with any questions.

Workshops

Jo Schreiber & Frieda White, Workshop Co-chairs

July 2: Our Guild's anniversary potluck.

August: no workshop planned.

September: Dana Jones

September 3rd - Dana Jones' lecture is *Color the World with Quilts*

Warp Speed workshop is Friday, September 4th

10 a.m. to 4 p.m. at Cindy Needham's My Time Quilting Studio on Mangrove, Chico. Doors open at 9:30 a.m.

\$50 for members/\$55 for non-members

Sign up soon, this workshop is almost filled!

Warp Speed workshop with Dana Jones. Dana is not sending a class sample because the idea of the workshop is about designing our own quilt using and "warping" from one block design. This is going to be a fun workshop! Dana is sharing pix of her quilts for inspiration...



Dana Jones

October: Joy-Lily

October 1st brings us Joy-Lily's lecture *Improv Quilting - The Secret Sauce*

Improv Quilting Workshop is Friday, October 2nd

10 a.m. to 4 p.m. Location TBD

\$45 for members/\$50 for non-members

Samples and supply list arrived and will be available at our August meeting.

Meanwhile, check out our guild's FB workshop group page. Or contact Jo Schreiber or Frieda White.

Payment secures a space and can also be sent by mail. Find our contact info in our guild's membership roster.



Joy-Lily

Community Service Project Highlight of the month:

Amanda Andres, Co-chair

Valerie and the Fidget Quilt Project prove that a handful of random notions can make a meaningful difference. These lap sized quilts use a variety of textures, colors, and interactive elements to provide sensory stimulation and engagement for memory care patients at Enloe.

The project has been quietly making a difference, and we'd like to grow its impact by inviting more guild members to participate. Enloe staff greatly appreciate these handmade quilts, and care providers prefer them over commercially made alternatives for their quality and thoughtful design. Each quilt is a unique, handcrafted gift.

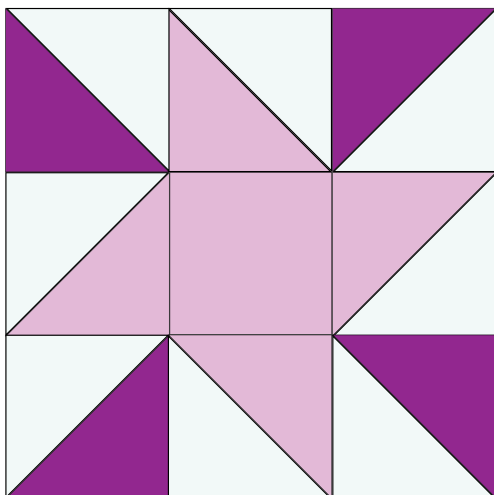
Our goal is to complete and donate 12 fidget quilts by the end of 2026, and we welcome your help. You can contribute by donating notions such as buttons, trims, beads, and ribbons, making a quilt from your stash, or joining a Community Service Sew Day. Valerie is also preparing take-make-return kits for easy participation.

Please contact Valerie Capp (phone number in roster) with questions, this project is very near and dear to her heart and she'd love to help you get started. Together, we can turn simple notions into meaningful comfort.



Newsletter Block Turn in Reminder

The newsletter block to be **turned in at the August meeting**, can be found in the June newsletter.



Corresponding Secretary

Suzanne Steel

Please let me know when an ASQG member deserves a card of encouragement, sympathy, or congratulations. I will reply to let you know I got your message. If you don't receive my reply, please let me know again. Text or call my number found in the roster, or email anniesstarquiltguild@gmail.com

Small Groups

Betty Volker, Small Group Coordinator


Are you new to Annie's Star Quilt Guild? Would you like to join a small group with other new people?

All levels of sewing skills are welcome. If interested text Betty Volker (number is in the roster) or email anniesstarquiltguild@gmail.com

July Birthdays

Happy Birthday

Jenny Amerine.....	28
Terri Barton	30
Molly Fuller.....	8
Caroline Geiger	12
Marilyn Heidemeyer.....	16
Melissa Maxey.....	3
Marion Mohle.....	25
Marta Wheeler.....	2
Frieda White.....	2



Patchwork Quilt Top, Mariner's Compass; Made by Lacy Jones (American); USA; cotton; (100 3/8 x 98 7/16 in. Cooper Hewitt Smithsonian Design Museum.

ASQG Community Service Meeting Notes June 4, 2026

Rochelle Livingston, Recording Secretary

Casa de Flores Club-House

Vice President Sharon Ouimet welcomed everyone to the annual Community Service Meeting at 6:30 p.m. The meeting was well attended.

Announcements were made:

- Special Thanks to Kathy Thomas, the Guild's long-time Community Service Chair.
- The three new Community Service Chairs were introduced:
 - » Amanda Andres
 - » Cheryl Kiesel
 - » Dorothy Van Pelt
- The Block of the Month was displayed with a sign-up for the Finishing Kit.
- Community Service projects available to work on were explained. Cheryl K. encouraged members to complete projects already begun and kits that were ready before starting new projects.
- The next General Meeting will be 6:30 pm, July 2 at St. John's Episcopal Church.

Following announcements, the sewing part of the meeting began. The meeting ended at 8:30 p.m.

Submitted by Rochelle Livingston, information provided by Sharon Ouimet.

Quilt Raffle Tickets at July Potluck

Carol Golden be selling raffle tickets, for \$1 each, for a chance to win this beautiful appliqued Basket Quilt made by Judy Johnson at our July Anniversary guild meeting. Hoping to make enough money to give it to the holder of the winning ticket that night!

Please come prepared to spend a few dollars! All monies go back into the guild and this beautiful quilt gets a new home.



Boutique at the Farmers Market



Photo by Jane Edelstein

The Boutique and Opportunity Quilt were at the Chico Farmers Market on Saturday, June 13.

Future market dates are: July 11, August 8, September 12, and October 10.

Volunteer sign-ups are open!

email:
anniesstarquiltguild@gmail.com

NEW & Updated Quilt Registration Forms

AQSG Members,

The Registration forms for displaying your quilts in our 2026 Quilt Show are on the next seven pages of this newsletter.

Exhibit Only Registration Form - 2 pages

Guidelines for Judged Quilts - 3 pages

Judged & Exhibited Registration Form - 2 pages

There is NO fee for Exhibit Only quilts. There is a \$10.00 fee for each quilt being judged.

Registration deadline is Thursday, September 3 at our General Meeting.

Please fill out a separate Registration form for each quilt you are submitting.

There will be forms available at the general meetings, but feel free to print the Registration forms attached to this newsletter. Completed forms can be submitted at our General Meetings or they can be mailed to: Cynthia Carlson

If you have any questions, or need help, call either: Cynthia Carlson or Shelley Livingston

ANNIE'S STAR QUILT GUILD (ASQG)

Quilt Show: Saturday, November 7th and Sunday, November 8th, 2026

EXHIBIT ONLY Registration Form

QUILT REGISTRATION DEADLINE IS: **THURSDAY, SEPTEMBER 3rd, 2026**

*** Use a separate form for each quilt being exhibited or judged ***

Exhibitor Name: _____ **Preferred Phone #** _____
(Exhibitor must be an ASQG member)

Exhibit Only: (No Fee) If entering more than 1 quilt, circle this quilt's priority 1 2 3 4 5 6

Name of the Quilt: _____
(Quilts may not be previously shown in an ASQG Quilt Show)

Pattern Name/Designer: _____

What year was your quilt finished ? _____

Quilting Technique: Hand Quilted Machine Quilted by Exhibiter
 Machine Quilted by _____, a professional

Quilt Measurements in inches: *(Measurements should be rounded up to the nearest whole inch)*

Width: _____ inches
(Maximum Width is 110 inches)

Length: _____ inches
(Maximum Length is 120 inches)

Group Quilts: Is your quilt part of a group effort and should be displayed together?

ASQG Challenge of the Century If other, Name of the group _____

QUILT STORY

Write the story/history of this quilt; 50 words or less on the back of this form.

Quilt Story →

QUILT RETURN:

- Quilt pick-up will begin **no earlier than 5:00 pm Sunday, November 8th, 2026**
- The owner's receipt must be presented at the time of pickup

If you have any questions or cannot deliver your quilt for any reason
please call Cynthia Carlson or Shelley Livingston.

EXHIBIT ONLY Registration Form Continued;

QUILT STORY (The story/history of this quilt; 50 words or less)

ALL QUILTS:

REMEMBER TO

- Attach a **4" SLEEVE** along the top of the quilt on the back
- Attach a **LABEL** on the back of the quilt **WITH YOUR NAME, ADDRESS AND PHONE NUMBER.**
- **PILLOWCASE:** Place your folded quilt, backside out, with your name, address & phone number showing at the opening of the pillowcase.

DELIVERY OF YOUR QUILTS TO:

CASA FLORES CLUBHOUSE, 701 E. LASSEN AVE., CHICO, CA

on

THURSDAY, NOVEMBER 5th from 4:00 - 6:30 pm

If you have any questions or cannot deliver your quilt for any reason
please call Cynthia Carlson or Shelley Livingston

QUILT RETURN:

- Quilt pick-up will begin **no earlier than 5:00 pm Sunday, November 8th, 2026**
- The owner's receipt must be presented at the time of pickup.

ANNIE'S STAR QUILT GUILD (ASQG)

QUILT SHOW: **November 7 & 8, 2026**

GUIDELINES for JUDGED QUILTS

QUILT REGISTRATION DEADLINE: Thursday, September 3, 2026

Quilt Registration Forms: Quilt Registration forms are available in the ASQG newsletter as well as at the July and August General Meetings. Note: A separate form is required for each quilt being submitted.

Master or Artisan:

To determine if you are a Master or Artisan, refer to the chart on page 3 of the Guidelines.

Judged Quilt Preparation

ALL QUILTS:

- Attach a 4" **SLEEVE** along the top of the quilt on the back
- Attach a **LABEL** on the back of the quilt **WITH YOUR NAME, ADDRESS AND PHONE NUMBER.**
- **COVER** the label on the back of the quilt that has your name, address and phone number
- **PILLOWCASE:** Place your folded quilt, backside out, with your name, address & phone number showing at the opening of the pillowcase.

JUDGED QUILTS:

- **DELIVER** your quilt to **HONEY RUN QUILTERS** (Cathy's Sew and Vac)
between **9:30 and 10:30 a.m. Thursday, November 5th, 2026**
- **\$10.00 FEE** for each quilt to be Judged (Checks payable to ASQG)
Mail to: Cynthia Carlson OR bring to ASQG Meeting

QUILT RETURN:

- Quilt pick-up will begin **no earlier than 5:00 p.m. Sunday, November 8th, 2026**
- The owner's receipt must be presented at the time of pickup.

QUILT CATEGORIES are found on page 2 of the Guidelines

1

If you have any questions or cannot deliver your quilt for any reason
please call Cynthia Carlson or Shelley Livingston

ANNIE'S STAR QUILT GUILD (ASQG)

QUILT SHOW: November 7 & 8, 2026

GUIDELINES for JUDGED QUILTS *continued*

Quilt Category Definitions: Select the Category that best describes your quilt.

- Traditional Pieced: Regular repeating geometric shapes sewn together in blocks and placed on a grid.
- Adaptation of Traditional Pieced: Modifying one or more elements of a pattern such as size, replacing one of the blocks with another traditional block, changing the layout to being not symmetrical or using foundation/paper piecing to make the blocks, etc.

Applique:

- Hand Applique: More than 50% of the work in these quilts is hand applique.
- Machine Applique: In these quilts, more than 50% is machine applique work.

Art: These quilts are non-traditional in form and composition. They may include embellishments and elements other than fabric. Examples of these quilts are landscapes, collages, etc.

- Art Quilt-R: A reproduction of a commercial design or a design created by another person, i.e. photograph taken by another person, etc.
- Art Quilt-O: This a an original design created by the exhibitor
- Group/Challenge: Three or more individuals have made these quilts. Examples are round robin, progressive or challenge quilts as well as small group projects. The intent is to display them together.
- Embroidery, (Hand and Wool): In these quilts, more than 50% is embroidery work.
- Modern/Innovative: The traditional blocks have been modified by different techniques including but not limited to having different angles, curves, off-kilter piecing, or 3-D in appearance, etc.
- Mixed (Applique and Pieced)
- Other: Other includes whole cloth, stenciled, stamped, painted, and machine embroidery.

2

If you have any questions or cannot deliver your quilt for any reason
please call Cynthia Carlson or Shelley Livingston

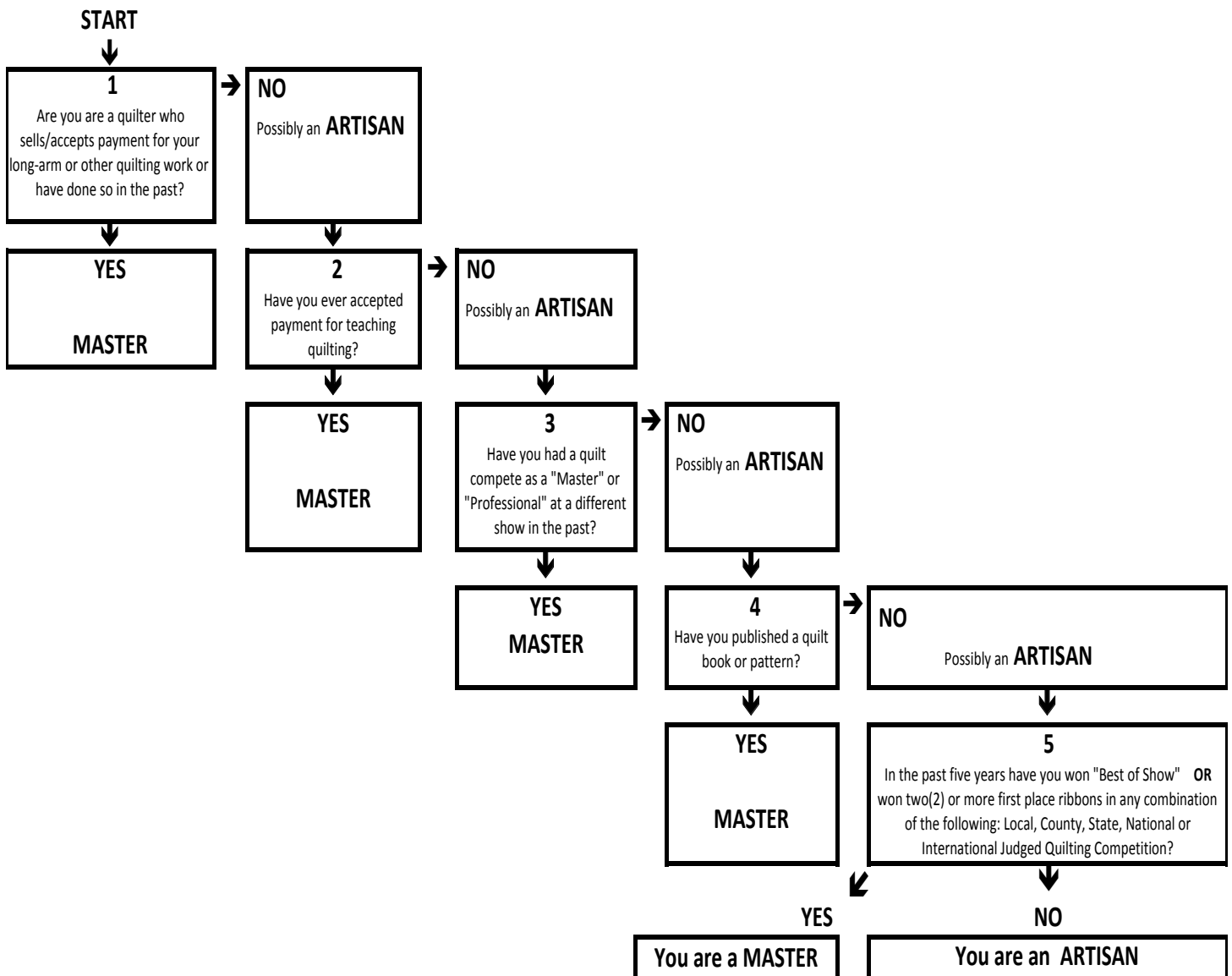
Rev. 6/1/26

ANNIE'S STAR QUILT GUILD (ASQG)

GUIDELINES for JUDGED QUILTS *continued*

Annie Star Harvest Quilt Show

How to determine into which grouping, (MASTER or ARTISAN) to place your quilt.



If you have any questions or cannot deliver your quilt for any reason
please call Cynthia Carlson or Shelley Livingston

JUDGED and EXHIBITED Registration Form

QUILT REGISTRATION DEADLINE IS THURSDAY SEPTEMBER 3RD, 2026

*** Use a separate form for each quilt being exhibited or judged ***

Exhibitor Name: _____ **Preferred Phone #** _____
(Exhibitor must be an ASQG member)

Classification: (Select one): Master Artisan (Definition in ASQG Quilt Show Guidelines)

Judged & Exhibited: \$10.00 If entering more than 1 quilt, circle this quilt's priority 1 2 3 4 5 6

Name of the Quilt: _____
(Quilts may not be previously shown in an ASQG Quilt Show)

Quilt Category: (Select one, definitions can be found in the ASQG Quilt Show Guidelines)

- Traditional Pieced Adaption of Traditional Pieced Design
 Hand Applique (more than 50%) Machine Applique (more than 50%)
 Art Quilt-Quilter's Original Design Art Quilt-Reproduction
 Modern/Innovative Mixed (Applique and Pieced)
 Embroidery (more than 50%) Other: _____

Was your quilt made from a Kit? Yes No **What year was your quilt finished?** _____

Pattern Name/Designer: _____

Quilting Technique: Hand Quilted Machine Quilted by Exhibiter
 Machine Quilted by _____, a professional

Quilt Measurements in inches: (Measurements should be rounded up to the nearest whole inch)

Width: _____ inches
(Maximum Width is 110 inches)

Length: _____ inches
(Maximum Length is 120 inches)

Group Quilts: Is your quilt part of a group effort and should be displayed together?

ASQG Challenge of the Century If other, Name of the group _____

QUILT STORY: Write the story/history of this quilt; 50 words or less on the back of this form.

Quilt Story →

If you have questions or cannot deliver your quilt, call Cynthia Carlson or Shelley Livingston

***** J U D G E D & E X H I B I T E D R E G I S T R A T I O N *****

JUDGED & EXHIBITED Registration Form Continued;

QUILT STORY (The story/history of this quilt; 50 words or less)

JUDGED QUILT Preparation:

- Attach a **4" SLEEVE** along the top of the quilt on the back
- Attach a **LABEL** on the back of the quilt **WITH YOUR NAME, ADDRESS AND PHONE NUMBER.**
- COVER** the label on the back of the quilt that has your name, address and phone number.
- PILLOWCASE:** Place your folded quilt, backside out, with your name, address & phone number showing at the opening of the pillowcase.

DELIVER your quilt to: **HONEY RUN QUILTERS** (Cathy's Sew and Vac)
between **9:30 and 10:30** on **THURSDAY, NOVEMBER 5TH**

- \$ 10.00 Fee for each Judged Quilt (Checks payable to ASQG)
Mail to: Cynthia Carlson OR bring to ASQG Meeting
- By signing below, I agree to abide by the rules and decisions of the Judge.
I understand that the Judge and Judging Committee has the right to re-categorize any entry.

_____ Date: _____
Signature

- QUILT RETURN:**
 - Quilt pick-up will begin **no earlier than 5:00 pm Sunday, November 8th, 2026**
 - The owner's receipt must be presented at the time of pickup.

If you have questions or cannot deliver your quilt, call Cynthia Carlson or Shelley Livingston

Officers & Chairs for 2025–2026

Officers

President • Chris Gullick

Vice President

Sharon Ouimet, Jo Shreiber, Frieda White, and
Laura Yanaz

Treasurer • Judy Noble

Secretaries

Rochelle Livingston (General)

Jean Ping (Board)

Corresponding Secretary

Suzanne Steel

Committee Chairwomen

Block of the Month • Cindy Thompson

Boutique • Suzanne Steele & Seams to Sew Small Group

Community Service • Amanda Andres, Dorothy Van Pelt &
Cheryl Kiesel

Current Events • Missie Carpenter

Fat Quarters • Ronda Mensching & Karen Giles

Hospitality • Sharon Farrah & Kathy Moran

Librarian • Jean Ping

Membership • Ronda Mensching & Missie Carpenter

Newsletter Editor • Carla Resnick

Newsletter Block • Jeanne Haber

Opportunity Quilt • Nichole King & Chris Gullick

Parliamentarian • Jean Ping

Property Manager • Karen Giles

Publicity • Chris Gullick

Quilt Show 2026 • Joyce Hansen

Quilt Guilds of North Quarter Reps • Sue Good & Carla Resnick

Refreshments • Sue Juanarena

Small Groups • Betty Volker

Social Media • Carol Golden (Facebook)

Webmaster • Laura Yanez

Workshops • Frieda White & Jo Schreiber

email: anniesstarquiltguild@gmail.com

Find us on 
[https://www.facebook.com/
AnniesStarQuiltGuild/](https://www.facebook.com/AnniesStarQuiltGuild/)

General Information

Meetings

Guild meetings are held at 6:30 p.m. on the first
Thursday of the month at

**St. John's Episcopal Church, 2341 Floral Ave,
Chico, CA 95926**

Doors open at 6 p.m. Visitors are welcome;
however, if we have a guest speaker we request a
\$5.00 donation per person.

Annual Dues: \$35.00

Social Media / Facebook

 by Carol Golden

I try to stay current with events and happenings of
our ASQG members and post them on our ASQG
Facebook page.

If you have quilts or examples of pieces you
have done from a guild workshop or class at a
quilt shop, please email your photo and a brief
explanation to: anniesstarquiltguild@gmail.com to
be included on our Facebook page:

[https://www.facebook.com/
AnniesStarQuiltGuild/](https://www.facebook.com/AnniesStarQuiltGuild/)

You don't have to have an account to see what is
there; just click on link.

Newsletter Submissions

**Email submissions to Carla Resnick at
cfresnick@gmail.com**

Newsletter Advertisements

For advertising information, please contact:

anniesstarquiltguild@gmail.com

Business card: \$7/mo or \$75/year

Quarter page: \$12/mo or \$139/year

Half page: \$17/mo or \$180/year

Whole page: \$22/mo or \$240/year

Event Locations

**St. John's Episcopal Church,
2341 Floral Ave, Chico, CA**

**Sew Mates Studio
932 W. 8th Avenue, Suite F. Chico**

**Honey Run Quilters/Cathy's Sew & Vac
2418 Cohasset Rd, Chico**

**My Time Quilting Studio • Cindy Needham
1311 Mangrove Ave, Chico**

**Casa de Flores Community Room
701 E Lassen Ave, Chico**

Upcoming Classes for July 2026:

Lori Holt Farm Fresh Sew Along

Grab your fabric and your Farm Girl Vintage 1 & 2 books and join us for this 2026 quilt along!

Instructor: Lynette & Cindy

Cost: \$20 per session
July 5th



Crafty B.A.B.E.S. Monthly Solaris Class

Bring your machines for hands-on learning with IQ Designer, machine embroidery, as well as the sewing side of your machine.

Instructor: Lynette

Cost: \$20
July 11th



Sewing Knits 101 - T-Shirts

Learn to sew knits and make a t-shirt on a regular domestic sewing machine.

Instructor: Mahri

Cost: \$60 for both sessions

July 12th & 19th



2026 Mastering IQ Designer & Machine Embroidery

Learn more about Babylock IQ Designer.

Cost: \$20 for each 2 day session

July 14th & 15th



Kimberbell Home Sewn

Create a tiled scene collection, a different scene each month. Each tile features unique designs & sentiments.

Instructor: Annette

Cost: \$25
July 18th




Lori Holt Home Town Quilt Machine Embroidery

Create the Home Town quilt blocks & sashing.

Instructor: Lynette & Cindy

Cost: \$20
July 25th



Living in Liberty Block of the Month

Celebrate America's 250th birthday with a project you'll love to come back to month after month!

Instructor: Lynette

Cost: \$20
July 26th



Terri Clary's Classes:

UFO w/Terri

Bring your quilting projects and get help finishing them!

Cost: \$16 per session
July 6th





The Quilt Corral
(530) 934-8116 quiltcorral2488@att.net
245 W. Wood Street, Willows, CA, 95988
Current Hours:
Monday-Saturday: 10 a.m.-3 p.m.
Closed Sunday

sew smart
SUPPLIES
8064 Hwy 99E Los Molinos, CA. 96055

Joyce

New Fabric Weekly

We hope to see you all soon!

Tammy

Hours
Tues. - Sat.
10:00 AM - 3:00 PM
After Hours Appointments Available

Amanda

Bring Coupon in for 20% Off Purchase
www.sewsmartsupplies.com

75319523848

The Quilt



Basket

The Quilt Basket

Shop Online

www.thequiltbasket.net

angie.thequiltbasket@gmail.com

SPECIAL SUMMER HOURS!

Mon - Fri, 10 am - 4 pm

Saturday, 10 am - 2 pm

Sundays, Holidays Closed

The Quilt Basket

www.thequiltbasket.net

530-586-4111 • angie.thequiltbasket@gmail.com

* Online Shopping * Register for Classes Online

Our online store is still open.

Our block of the month will be taught at Sew Smart Supplies in Los Molinas.

We will be still sending emails, and posting a calendar of event on our website.

If you don't find what you need call the shop number

530-586-4111 Angie will get back to you as soon as possible.



Friends Around the Block Quilt Shop

Join us in the shop, OR shop online

www.friendsaroundtheblock.com

We also offer classes and longarm services.

Friends Around the Block (530) 458-7467

friendsaroundtheblock@outlook.com

211 8th Street, Colusa, CA 95932

OPEN: Monday - Friday 9 - 3

CLOSED SATURDAY & SUNDAY



<https://www.facebook.com/friendsaroundtheblock>



www.moonlightquilters.com

530-809-2578

We love hearing from you! Please call during business hours, message our Instagram/Facebook us, or snail mail. Getting letters is fun! If you use our products and post a picture, please tag or #moonlightquilters. If you have any questions, please contact us:

Phone: Monday to Friday 9–6 PST, 530-809-2578. We love talking to customers about your projects.

Address: Moonlight Quilters, PO Box 701, Durham CA 95938

Facebook: Moonlight Quilters

Instagram: [@MoonlightQuilters](https://www.instagram.com/MoonlightQuilters)



View our class calendar online!

2418 Cohasset Rd., Chico
530-895-8055
cathyssewvac@aol.com

Honey Run Quilters
530-342-5464
honeyrunquilters@gmail.com