

Annie's Star Quilt Guild

June 2026 • Volume 48, Issue 12

asqg.org

President's Message

Chris Gullick, President

As summer approaches, Guild activities slow down a bit and we get to do some totally social meetings: our community sew night in June – **held at the Casa de Flores community room**, in case you missed that one-time venue change – and our birthday party/potluck in July – back at our “home,” St. John’s Episcopal Church. I know some of you will miss a meeting or two as summer is a time when many of us travel. Oh, by the way, I will be traveling, too. Vice President Sharon Ouimet will officiate the June meeting, which is being planned by our awesome Community Service chairs, Dorothy van Pelt, Amanda Andres, and Cheryl Kiesel. They have a productive evening planned! VP Laura Yanez will officiate the July meeting/party. I will stay in touch as my husband and I take our little trailer across southern Canada to the Great Lakes area and back.


The Guild’s nominating committee has made progress, I hear, on finding a slate of people eager to take on leadership roles for the 2026-2027 fiscal year. Thank you, Rose Fulton, Shelley Livingston, and Judy Noble, for putting in the work. They need to have a list of nominees compiled by the end of

our June meeting, so please step up if you would like to be part of an amazing team next year.

Our Opportunity Quilt has been traveling and is scheduled for a few more appearances. We still need someone to take it to the Redding Sew-ciety meeting on the evening of June 2. Please contact Joyce Hansen, if you can do that. The quilt is currently in her possession.

Later in this newsletter (p. 3), our Quilt Show Chair, Joyce Hansen, will outline some discussion that has taken place among the Board members and the dilemma we face. I’m trying to stay neutral in passing along information, while at the same time I am extremely concerned and upset. Please, please, read Joyce’s description of the issue and help us come up with a viable solution. Our Guild is full of wonderful, resourceful people (talented, too, I should add), and among us we can reach a general consensus.

Wishing you all a lovely summer of quilting, friendship, and fun, and I’ll see you all in a couple of months!



Next Meeting: Community Service Sew Meeting
Thursday, June 4, 2026 6:30 p.m. Doors open at 6 p.m.
LOCATION: Casa de Flores Community Room,
701 E Lassen Ave Chico, CA 95973

Welcome New Member

Ronda Mensching

We added one returning member in May. Please welcome **Mindy** back to the guild.

Boutique

Suzanne Steel

THANK YOU, THANK YOU, THANK YOU!

The Chico Art Festival at St. John's was a big success for ASQG bringing in \$1,300 +! It started with all of you who created the fantastic Boutique items.

The set-up and takedown crews were efficiency personified. Not counting all the purchases made in the process. Thank you to those who worked in the booth during the event. It really helped that we had at least one person each shift who had the Square on their phone. \$800+ in Square purchases. Missie, we appreciate the time you spent getting the Square working on those phones.

Our next venues are the summer months at the Farmer's Market. Keeping with the theme of the market: lined tote bags and small purse will be convenient purchases for shoppers. Continue making what you love to create. Purchases represented a wide range of items.

Great work, Everyone!



ASQG's Boutique at the Chico Art Festival May 8 & 9th

Current Events

Missie Carpenter

As of this date, these events are still happening, but before hitting the road to go, it might be wise to verify via the Internet that there have been no cancellations.

June 6: 250 Years of Quilting in America, a lecture by Arlene Arnold, 10-12:30, Veteran's Memorial Building, 293 Seminary Ave., Ukiah, hosted by Grapevine Quilters. \$10advance/\$15door. Grapevinequilters.com.

June 6-7: Carson Valley Quilt Guild quilt show, Douglas County Community Center, 1329 Waterloo Lane, Gardnerville, Nevada. Quiltshow.cvqg.com

June 11-13: Quilt Show Reno, Grand Sierra Resort, Reno NV
www.QuiltShowReno.com

Fat Quarters

Ronda Mensching & Karen Giles

The fat quarters for the month of May were purchased at Quilt Corral in Willows. The shop has a great selection of patriotic fabrics and a good place to gather fabric for your patriotic challenge. We sold 41 tickets for a profit of \$18.87. Our winners were Yvette, Phoebe, Suzanne and Sharon. Thank you to everyone for your support.

Baby Steps Program

We would like to thank the Ditsy Friends for their generous donation of Toddler quilts. We encourage any one who is interested in making baby or toddler quilts to do so. They are the perfect size to practice your machine quilting. We will have some kits available for adoption at the Community Service Sew Day at the June meeting. We would like to have these projects returned by the August meeting. If you would like to pick one up before the meeting, please contact Ronda or Karen.

Quilt Show

Joyce Hansen, Chair

Deep into planning this year's Quilt Show, we were blind-sided by an additional fee that the Silver Dollar Fairground management did not tell us about when we met in person with their representative several months ago. The proposed contract that finally arrived last week indicated an additional \$1,725 for our set-up day on Thursday. When we talked in person, we felt confident that we could exchange Monday, which is included in their standard weekend rental along with Friday, for Thursday. The contract states otherwise, and email exchanges with them have not resolved anything. In total, the fairgrounds rental will be more than \$9,300! Ouch, we said! That is almost three times the cost of using the building two years ago.

So, we have been crunching numbers. First we projected income from attendance, vendors, Annie's Attic, Fabulous Fabric Towers, Pick-a-Prize, and the Opportunity Quilt, based on previous years' incomes. Then we tallied up current year expenses, including the fairgrounds rent, the pipe-and-drape company bill, advertising, set-up costs (donating to the baseball team that sets up tables and chairs, and paying several young men to help us hang quilts), printing costs (programs, yard signs, tickets, posters, wrist bands) and additional storage. I'm sure we forgot something. The bottom line: we can probably break even.

In the past, the quilt show has been our primary

fundraiser to sustain our Guild for the next two years. But that isn't the case now. The Board discussed this at length at the May 14 meeting, and brainstormed solutions: alternate venues, changing dates to allow for indoor/outdoor venues, finding sponsors, and even canceling the show altogether, which other guilds have decided to do because of the cost of venues. Granted, the show is our chance to share our passion and beautiful art with the community – having non-monetary benefits. But, the Board agreed that simply depleting Guild funds would not be acting as responsible stewards, and not even breaking even on a show could only be a one-time occurrence. If we just want to display quilts for our community to see, there are places where that could be done without the work and expense of a complete show.

No decision was reached, as President Chris Gullick insisted that the general membership needs to be engaged in this discussion and any subsequent decision. Please help with the brainstorming – can we scale down to fit in a different venue? What would it cost to hold a show elsewhere? What company might consider a sponsorship? How committed are we to doing a complete show?

Send your ideas and comments to me or Chris anytime.

Thanks.

Meals on Wheels Placements

Frances Perata outgoing chair, Yvette Borden incoming chair
Frances emailed Kayla at Meals on Wheels to let her know that Yvette Borden is taking over that job. Frances wanted to share Kayla's reply with the guild.

"Thank you all so much again for the beautiful placemats you donate for our Meals on Wheels clients. They always bring such a big smile to our new clients when they receive them with their first delivery.

Many of the people coming onto the program are going through a difficult season of life and may be feeling isolated, overwhelmed, or a little down. Your placemats add such a thoughtful and personal touch that truly helps them feel welcomed, cared for, and remembered by their community.

We receive so many compliments on them, and I just wanted to pass along how appreciated your kindness and hard work truly are. The care you put into them makes a bigger difference than you probably realize."

Newsletter Block Turn in Reminder

Don't forget to turn in your Newsletter Block at the June meeting.



Quilt Guilds of the North Quarter

Carla Resnick, QGNQ Rep #2

Carla Resnick and Missie Carpenter attended the Quilt Guilds of the North Quarter meeting in Willits on Saturday, April 25. Missie sold Opportunity Quilt tickets. This was a meet the teacher event and was hosted by Grapevine Quilters of Ukiah who provided a beautiful catered lunch.

Next meeting is in Fort Bragg on Saturday, July 25. More details, regarding venue, lunch cost etc., will come out in the QGNQ July Newsletter, which will be distributed to ASQG members in an email blast.

Patriotic Challenge for 2026 Quilt Show

Char Miller is heading up this patriotic challenge to celebrate the 250th anniversary of our country. Red, White, and Blue quilts, table runners, wall hangings—you decide! It doesn't have to be a large quilt. These will be shown at our Quilt show in November this year, and will be due in September (quilt show registration). There will be a dedicated section at the quilt show to display them. We will vote on the best one and there will be prizes. Contact Char Miller with any questions.

Corresponding Secretary

Suzanne Steel

Please let me know when an ASQG member deserves a card of encouragement, sympathy, or congratulations. I will reply to let you know I got your message. If you don't receive my reply, please let me know again. Text or call my number found in the roster, or email anniesstarquiltguild@gmail.com

Small Groups

Betty Volker, Small Group Coordinator

Are you new to Annie's Star Quilt Guild? Would you like to join a small group with other new people?

All levels of sewing skills are welcome. If interested text Betty Volker (number is in the roster) or email anniesstarquiltguild@gmail.com

Workshops

Jo Schreiber & Frieda White, Workshop Co-chairs

Workshops will be taking a break for the summer. Coming in the Fall, we are fortunate to have Dana Jones presenting a program and workshop in September! Dana will be traveling from Colorado, visiting guilds and teaching workshops in Redding and Chico before traveling to Southern California. For our guild meeting, Dana's program will be **Color the World with Quilts**. For our workshop Dana will present Warp Speed. Visit her website for more info... www.danajonesquilts.com

Students will be required to purchase a kit from the teacher for \$15.00.

The lecture with Dana Jones will be held on Thursday, September 3, 2026 at St. John's Episcopal Church.

The workshop will take place on Friday, September 4, 2026 at Cindy's My Time Quilting Studio.

The fee for Dana Jones' workshop is \$50 for members and \$55 for non-members plus \$15 to be paid to Dana Jones for her kit.

In October Joy-Lily will be coming to Chico from the Bay Area. Her presentation for our guild meeting will be **Improv Quilting - The Secret Sauce**.

For a follow up, her workshop will be Improv Quilting. Visit Joy-Lily's website www.joy-lily.com

The October lecture with Joy-Lily will take place on Thursday, October 1st at St. John's Episcopal Church.

The workshop will follow the next day, Friday, October 2 at Honey Run Quilters

The fee for Joy-Lily's workshop is \$45 for members and \$50 for non-members.

Thank you to everyone that has and is participating in workshops! Very much appreciated and helps the guild to bring in better teachers.

Consider getting involved with workshops for the guild's next term! If interested, contact the nominating committee. Questions pertaining to the upcoming workshops or about workshops, contact Jo Schreiber or Frieda White. Our info can be found in the guild's member contact list.



Joy Lily



Dana Jones



June Birthdays

Happy Birthday

Peggy Cawthorn	10
Linda Dunbaugh	1
Kathryn Hislop	2
Sue Juanarena	16
Cheryl Kiesel	1
Diane Knight	30
Marilyn Knox	29
Erma Linn	30
Cyndy Madison	24
Karin Martin	8
LeeAnn Schlaf	15
Kathy Thomas	16
Melba Wellsfry	18



Patchwork Quilt Top (USA); wool;
59 1/16 in. x 5 ft. 1 5/8 in.
Given by Mrs. Walter Miller; 1960-73-2
Cooper Hewitt, Smithsonian Design Museum

Community Service: Thank you Kathy!

by Dorothy Van Pelt

We wanted to show how much we appreciate all the work Kathy Thomas has done for the guild. She worked in community service for 10 years and has touched 8042 quilts. During covid she continued to produce quilts, dolls, bead bags, pillowcases., etc.

From Kathy:

I joined Annie's Star Quilt Guild in 2014. I participated in the Quilt Challenge that year, "Black and White and Read All Over," and won the Viewer's Choice Award. What a thrill that was!

A few years after joining the Guild I started helping Millie Lofgren with the Community Service projects. I'm not sure of the year that I became the Chair of that committee, but serving on it has been very fulfilling. I believe that giving back to the community is a major purpose of our Guild.



2014 Challenge Quilt - Black and White and "Read" All Over by Kathy Thomas

Nominating Form for ASQG Elected Board Members

It is a new calendar year and time to think about filling the slate of ASQG elected officers for the year 2026-2027. Please consider participating in the operations of your guild; you will be glad you did. Or maybe you know a member you would like to nominate who you think would be good at filling one of the offices. Any member nominated will be contacted by the Nominating Committee to confirm their willingness to run. All positions have the responsibility to attend Board meetings (Second Thursday of the month) when possible. Descriptions and responsibilities of the offices are on the reverse side of this form.

Nominating Committee: Rose Fulton, Rochelle (Shelley) Livingston, and Judy Noble

Find their contact information in the roster, or email anniesstarquiltguild@gmail.com and your message will be forwarded to the appropriate person.

Member Name _____

Office (for which you would like to run or nominate someone):

Return this form to Rose Fulton, Rochelle (Shelley) Livingston, or Judy Noble, by the June General ASQG meeting. The form can also be turned in at any meeting including the June meeting. Floor nominations will also be taken at the June general meeting.

The slate of officers recommended by the Nominating Committee as well as any additional candidates will be published in the July newsletter. Voting will take place at the August general meeting of ASQG and the new slate announced. Transfer of officers will take place at the August Board Meeting.

Submitted by _____

Descriptions and Responsibilities for ASQG Elected Board Members

A. PRESIDENT

- a. Is the Chief officer and official spokesperson for ASQG
- b. Presides over all general and board meetings, if possible
- c. Appoints
 - i. Committee chairpersons of standing and special committees
 - ii. Members of to the Nominating committee
- d. Instructs the Secretary regarding the issuance of notice, minutes, and general correspondence
- e. Receives financial reports from the Treasurer
- f. Is a member of the Budget Review Committee
- g. Presents the finalized budget to the Board for approval
- h. Signs all ASQG checks with the Treasurer being the co-signer.
- i. Signs all ASQG contracts
- j. Updates the ASQG Welcome Letter annually
- k. Maintains the ASQG calendar in the absence of the Parliamentarian
- l. Performs other duties that pertain to the office of the President

B. VICE – PRESIDENT(S)

- a. Performs such duties as requested by the President
- b. Conducts meetings in the absence or at the request of the President
- c. Assumes all duties and responsibilities of the President for the remainder of the term in the event the President cannot or will not complete their term in office
- d. Is the assistant to the President in all matters
- e. Plans general meeting programs including choosing speakers and contracting for their services
- f. Obtains workshop instructors and contracts for their services
- g. Performs other duties that pertain to the office of the Vice – President

C. RECORDING SECRETARY

- a. Keeps records of minutes including all motions made and carried at each general meeting or special meeting
- b. Prepares minutes of all general meetings and Board meetings for approval.-
- c. Conducts meetings in the absence of the President and Vice – President
- d. Performs other duties that pertain to the office of the Secretary

D. CORRESPONDING SECRETARY

1. Handles all general ASQG correspondence
2. Performs other duties that pertain to the office of Corresponding Secretary

D. TREASURER

- a. Collects all monies
- b. Makes all bank deposits
- c. Pays all bills provided for in the budget or approved by the Board
- d. Keeps financial books
- e. Monthly, submits a report of total revenue, total expense and cash balance to the Board.
- f. Quarterly, submits a report of budget vs. actual expenditures to the Board.
- g. Prepares an end-of-year financial report for the Board and submission to the newsletter editor for distribution
- h. Provides other detailed reports to the Board as requested
- i. Serves on the Budget Review Committee and prepares the finalized budget.

ASQG General Meeting Minutes: May 7, 2026

Rochelle Livingston, Recording Secretary

President Chris Gullick called the meeting to order at 6:30 p.m. and welcomed everyone. There were 77 members present, including 1 returning member and 2 guests present. Minutes of the April 4 meeting were approved with no corrections. Motion by Sue Good, Second by Judy Noble, 0 abstaining.

SHOW & TELL

ANNOUNCEMENTS:

President Chris Gullick noted the Nominating Committee is working on filling a slate of officers. If you are interested in being an officer, please speak to Committee members, Rose Fulton, Judy Noble or Rochelle Livingston.

Chris reminded the Board Meeting is the second Thursday of each month at Sew Mates Studio. All members are invited to attend.

The Opportunity Quilt and Boutique Booth will be at the Chico Downtown Farmer's Market on the second Saturday June – October. If you are willing to be the lead contact on any of those dates, please contact Chris.

The Oroville Piecemaker Quilt Guild displayed their beautiful Autumn Splendor Opportunity Quilt and sold drawing tickets to be drawn in December.

Beth Carlson announced that member Nancy McBeen is the Honey Run Featured Quilter for May.

Carol Golden is selling drawing tickets for a beautiful hand turned Basket Quilt by former member Judy Johnson. Drawing will be held at a future meeting.

Lynette asked about the crocheted red heart scrubber pads Peggy made to be sold at meetings. She offered to make those for sale if someone can share a pattern.

COMMITTEE REPORTS:

Block of the Month: The block kits have been selling out each month. At this time, there are enough returned blocks for at least 11 complete sets of blocks for quilt tops. In order to get all the blocks finished there will be blocks 6 & 7 will be available in June, blocks 8-9 in August. At the June meeting there will be a sign-up sheet for Finishing Kits.

Boutique: Suzanne Steel representing Seams to Sew Small Group: The Boutique will have a booth at the Chico Art Festival May 8-9. All the shifts are covered, with a few exceptions. More help is also needed for set up on Friday morning and breakdown on Saturday afternoon. See Suzanne if you can help.

Community Service: Amanda Andres, Cheryl Kiesel/ Dorothy Van Pelt: Frances Perata has placemat kits available. She is looking for someone to replace her as Placemat Chair. The next Community Service Sew Day will be May 18 at Cathy's Sew & Vac Classroom.

Baby Quilt donations are welcome for the North Valley Catholic Services.

Fat Quarters: Ronda Mensching & Karen Giles: This month's patriotic fabrics are from The Quilt Corral in Willows.

Hospitality: Sharon Farrah/ Kathy Moran: welcomed returning member, Mindy Mendonca and welcomed 2 guests.

Librarian: Jean Ping had 2 books for the drawing this month as well as a packet of woven fabrics. Tickets for woven fabric selection is \$1 per ticket.

Membership: Ronda Mensching: Ronda announced there is a donation box on the back table for donations to Peggy Arms Literary and Arts Fund, which will be a restricted fund for teachers at the new Paradise Elementary School. Donations will be accepted for at least meetings in June & July.

Newsletter Block: Jeanne Haber presented the newsletter block.

Newsletter Editor: Carla Resnick: no report

Opportunity Quilt: Nichole King & Chris Gullick (venue coordinators) & Missie Carpenter (2026 Opportunity Quilt & ticket sales): no report

Property Manager: Karen Giles: no report.

Publicity: Chris Gullick: no report.

Quilt Challenge: Grace & Bonnie Crocker: no report.

Quilt Guilds of Northern California: Carla Resnick & Missie Carpenter attended the North Quarter meeting in Willits on April 25. The next meeting will be in Fort Bragg in July. Please contact Carla for more information.

Quilt Show 2026: Joyce Hansen:

The Quilt Show Committee met April 23 and Joyce reported all committee chairs are on target. The next meeting is June 25 at Casa de Flores Mobile Home Clubhouse.

Cindy Thompson reported the Annie's Attic box at Cathy's Sew & Vac has been filling up with donations. Cindy encouraged members to donate UFO's, extra fabric, etc. If someone needs to have donations picked up, please contact Cindy. Char Miller encouraged members to participate in the Patriotic Quilt Challenge for the Quilt Show.

Small Groups: Betty Volker: no report **Social Media:** Carol Golden: no report. **Workshops:** Jo Schreiber & Frieda White:

Kathy Thomas – Fiber Art workshop with Water Soluble Stabilizer, Friday, May 8 at Cathy's Sew & Vac Classroom.

September – Dana Jones Warp Speed Workshop

BREAK

PROGRAM:

Frieda White introduced speaker & ASQG member, Kathy Thomas with a trunk show of her beautiful quilts and many fun fabric projects. Thank you Kathy for a great program!

DRAWINGS:

Block of the Month: N/A

Community Service Incentive: Nancy McCartney

Fat Quarters: Suzanne S., Yvette B., Sharon O., Phoebe W.

Book Drawing: Chris G. & Char M. Special donation of woven fabrics – Erica S.

Membership: N/A

Newsletter Block: Sandy P.

ADJOURN: Meeting adjourned at 8:10 p.m.

Quilt Registration Forms

AQSG Members,

The Registration forms for displaying your quilts in our 2026 Quilt Show are on the next seven pages of this newsletter.

Exhibit Only Registration Form - 2 pages

Guidelines for Judged Quilts - 3 pages

Judged & Exhibited Registration Form - 2 pages

There is NO fee for Exhibit Only quilts. There is a \$10.00 fee for each quilt being judged.

Registration deadline is Thursday, September 3 at our General Meeting.

Please fill out a separate Registration form for each quilt you are submitting.

There will be forms available at the general meetings, but feel free to print the Registration forms attached to this newsletter. Completed forms can be submitted at our General Meetings or they can be mailed to: Cynthia Carlson

If you have any questions, or need help, call either: Cynthia Carlson or Shelley Livingston

ANNIE'S STAR QUILT GUILD (ASQG)

Quilt Show: Saturday, November 7th and Sunday, November 8th, 2026

EXHIBIT ONLY Registration Form

QUILT REGISTRATION DEADLINE IS: **THURSDAY, SEPTEMBER 3rd, 2026**

*** Use a separate form for each quilt being exhibited or judged ***

Exhibitor Name: _____ **Preferred Phone #** _____

(Exhibitor must be an ASQG member)

Exhibit Only: (No Fee) If entering more than 1 quilt, circle this quilt's priority 1 2 3 4 5 6

Name of the Quilt: _____

(Quilts may not be previously shown in an ASQG Quilt Show)

Pattern Name/Designer: _____

What year was your quilt finished ? _____

Quilting Technique: Hand Quilted Machine Quilted by Exhibiter
 Machine Quilted by _____, a professional

Quilt Measurements in inches: *(Measurements should be rounded up to the nearest whole inch)*

Width: _____ inches
(Maximum Width is 110 inches)

Length: _____ inches
(Maximum Length is 120 inches)

Group Quilts: Is your quilt part of a group effort and should be displayed together?

ASQG Challenge of the Century If other, Name of the group _____

QUILT STORY

Write the story/history of this quilt; 50 words or less on the back of this form.

Quilt Story →

QUILT RETURN:

➤ Quilt pick-up will begin **no earlier than 5:00 pm Sunday, November 8th, 2026**

➤ The owner's receipt must be presented at the time of pickup

If you have any questions or cannot deliver your quilt for any reason please call Cynthia Carlson or Shelley Livingston.

EXHIBIT ONLY Registration Form Continued;

QUILT STORY (The story/history of this quilt; 50 words or less)

ALL QUILTS:

REMEMBER TO

- Attach a **4" SLEEVE** along the top of the quilt on the back
- Attach a **LABEL** on the back of the quilt **WITH YOUR NAME, ADDRESS AND PHONE NUMBER.**
- **PILLOWCASE:** Place your folded quilt, backside out, with your name, address & phone number showing at the opening of the pillowcase.

DELIVERY OF YOUR EXHIBIT ONLY QUILTS:

Deliver your quilts to the Silver Dollar Fairgrounds on

FRIDAY, NOVEMBER 6th as follows by last name:

9 - 10 am (A - L)

10 - 11 am (M - Z)

QUILT RETURN:

- Quilt pick-up will begin **no earlier than 5:00 pm Sunday, November 8th, 2026**
- The owner's receipt must be presented at the time of pickup.

If you have any questions or cannot deliver your quilt for any reason please call Cynthia Carlson or Shelley Livingston

ANNIE'S STAR QUILT GUILD (ASQG)

QUILT SHOW: November 7 & 8, 2026

GUIDELINES for JUDGED QUILTS

QUILT REGISTRATION DEADLINE: Thursday, September 3, 2026

Quilt Registration Forms: Quilt Registration forms are available in the ASQG newsletter as well as at the July and August General Meetings. Note: A separate form is required for each quilt being submitted.

Master or Artisan:

To determine if you are a Master or Artisan, refer to the chart on page 3 of the Guidelines.

Judged Quilt Preparation

ALL QUILTS:

- Attach a 4" **SLEEVE** along the top of the quilt on the back
- Attach a **LABEL** on the back of the quilt WITH YOUR NAME, ADDRESS AND PHONE NUMBER.
- **COVER** the label on the back of the quilt that has your name, address and phone number
- **PILLOWCASE:** Place your folded quilt, backside out, with your name, address & phone number showing at the opening of the pillowcase.

JUDGED QUILTS:

- **DELIVER** your quilt to Honey Run Quilters (Cathy Sew and Vac)
between **9:30 and 10:30 a.m. Thursday, November 5th, 2026**
- **\$10.00 FEE** for each quilt to be Judged (Checks payable to ASQG)
Mail to: Cynthia Carlson OR bring to ASQG Meeting

QUILT RETURN:

- Quilt pick-up will begin **no earlier than 5:00 p.m. Sunday, November 8th, 2026**
- The owner's receipt must be presented at the time of pickup.

QUILT CATEGORIES are found on page 2 of the Guidelines

1

If you have any questions or cannot deliver your quilt for any reason please call Cynthia Carlson or Shelley Livingston

ANNIE'S STAR QUILT GUILD (ASQG)

QUILT SHOW: November 7 & 8, 2026

GUIDELINES for JUDGED QUILTS *continued*

Quilt Category Definitions: Select the Category that best describes your quilt.

- Traditional Pieced: Regular repeating geometric shapes sewn together in blocks and placed on a grid.
- Adaptation of Traditional Pieced: Modifying one or more elements of a pattern such as size, replacing one of the blocks with another traditional block, changing the layout to being not symmetrical or using foundation/paper piecing to make the blocks, etc.

Applique:

- Hand Applique: More than 50% of the work in these quilts is hand applique.
- Machine Applique: In these quilts, more than 50% is machine applique work.

Art: These quilts are non-traditional in form and composition. They may include embellishments and elements other than fabric. Examples of these quilts are landscapes, collages, etc.

- Art Quilt-R: A reproduction of a commercial design or a design created by another person, i.e. photograph taken by another person, etc.
- Art Quilt-O: This a an original design created by the exhibitor
- Group/Challenge: Three or more individuals have made these quilts. Examples are round robin, progressive or challenge quilts as well as small group projects. The intent is to display them together.

Embroidery, (Hand and Wool): In these quilts, more than 50% is embroidery work.

Modern/Innovative: The traditional blocks have been modified by different techniques including but not limited to having different angles, curves, off-kilter piecing, or 3-D in appearance, etc.

Mixed (Applique and Pieced)

Other: Other includes whole cloth, stenciled, stamped, painted, and machine embroidery.

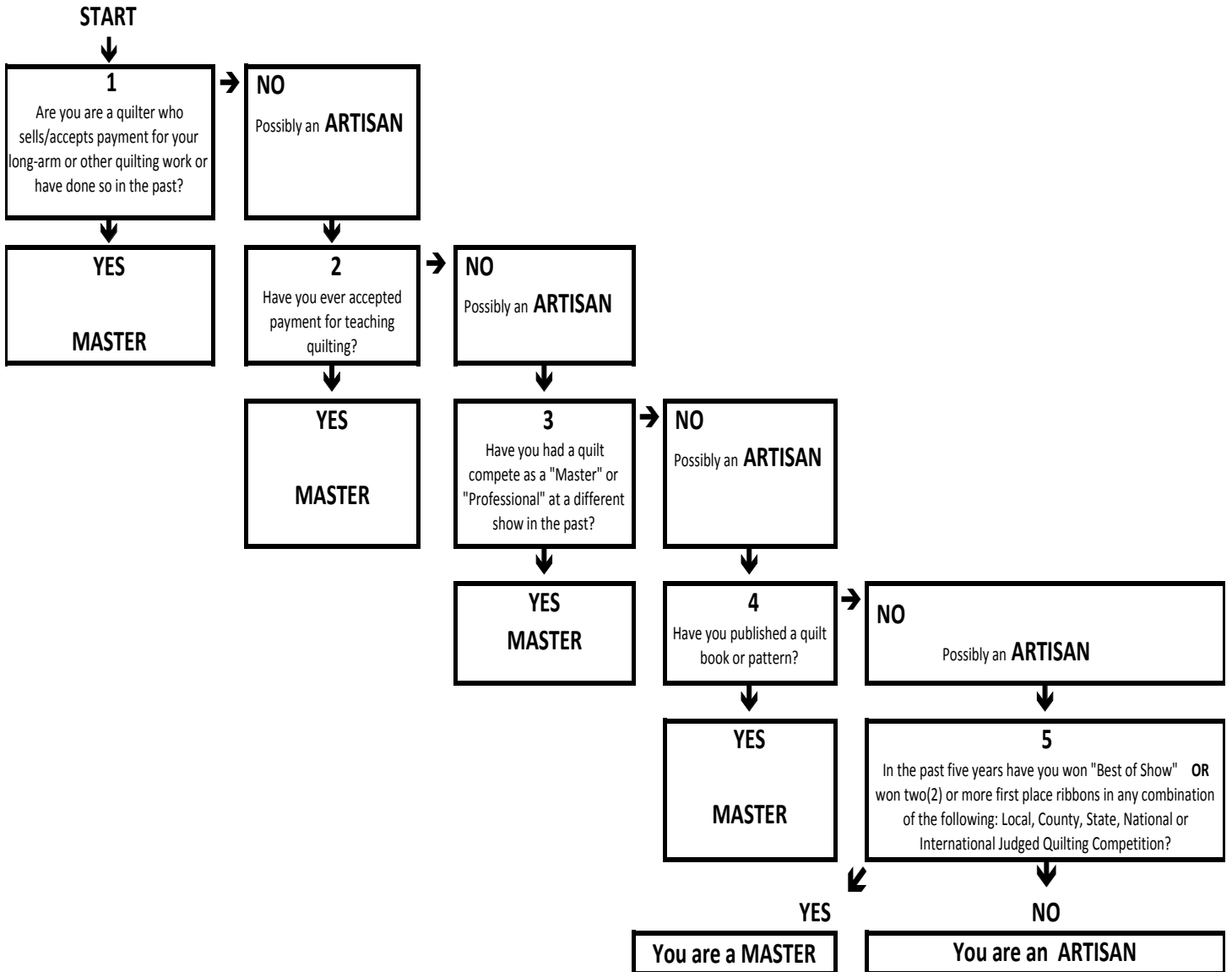
If you have any questions or cannot deliver your quilt for any reason please call Cynthia Carlson or Shelley Livingston

ANNIE'S STAR QUILT GUILD (ASQG)

GUIDELINES for JUDGED QUILTS *continued*

Annie Star Harvest Quilt Show

How to determine into which grouping, (MASTER or ARTISAN) to place your quilt.



If you have any questions or cannot deliver your quilt for any reason please call Cynthia Carlson or Shelley Livingston

JUDGED and EXHIBITED Registration Form

QUILT REGISTRATION DEADLINE IS THURSDAY SEPTEMBER 3RD, 2026

*** Use a separate form for each quilt being exhibited or judged ***

Exhibitor Name: _____ **Preferred Phone #** _____

(Exhibitor must be an ASQG member)

Classification: (Select one): Master Artisan *(Definition in ASQG Quilt Show Guidelines)*

Judged & Exhibited: \$10.00 If entering more than 1 quilt, circle this quilt's priority 1 2 3 4 5 6

Name of the Quilt: _____

(Quilts may not be previously shown in an ASQG Quilt Show)

Quilt Category: (Select one, definitions can be found in the ASQG Quilt Show Guidelines)

Traditional Pieced Adaption of Traditional Pieced Design

Hand Applique (more than 50%) Machine Applique (more than 50%)

Art Quilt-Quilter's Original Design Art Quilt-Reproduction

Modern/Innovative Mixed (Applique and Pieced)

Embroidery (more than 50%) Other: _____

Was your quilt made from a Kit? Yes No **What year was your quilt finished?** _____

Pattern Name/Designer: _____

Quilting Technique: Hand Quilted Machine Quilted by Exhibiter

Machine Quilted by _____, a professional

Quilt Measurements in inches: *(Measurements should be rounded up to the nearest whole inch)*

Width: _____ inches

(Maximum Width is 110 inches)

Length: _____ inches

(Maximum Length is 120 inches)

Group Quilts: Is your quilt part of a group effort and should be displayed together?

ASQG Challenge of the Century If other, Name of the group _____

QUILT STORY: Write the story/history of this quilt; 50 words or less on the back of this form.

Quilt Story →

If you have any questions or cannot deliver your quilt for any reason
please call Cynthia Carlson or Shelley Livingston

Page 1 of 2

***** JUDGED & EXHIBITED REGISTRATION *****

JUDGED & EXHIBITED Registration Form Continued;

QUILT STORY (The story/history of this quilt; 50 words or less)

JUDGED QUILT Preparation:

- Attach a **4" SLEEVE** along the top of the quilt on the back
- Attach a **LABEL** on the back of the quilt **WITH YOUR NAME, ADDRESS AND PHONE NUMBER.**
- COVER** the label on the back of the quilt that has your name, address and phone number.
- PILLOWCASE:** Place your folded quilt, backside out, with your name, address & phone number showing at the opening of the pillowcase.

DELIVER QUILTS TO: HONEY RUN QUILTERS between **9:30 and 10:30** on **THURSDAY, NOVEMBER 5TH**

- \$ 10.00 Fee for each Judged Quilt (Checks payable to ASQG)
Mail to: Cynthia Carlson OR bring to ASQG Meeting
- By signing below, I agree to abide by the rules and decisions of the Judge.
I understand that the Judge and Judging Committee has the right to re-categorize any entry.

_____ Date: _____
Signature

- QUILT RETURN:**
 - Quilt pick-up will begin **no earlier than 5:00 pm Sunday, November 8th, 2026**
 - The owner's receipt must be presented at the time of pickup.

If you have any questions or cannot deliver your quilt for any reason
please call Cynthia Carlson or Shelley Livingston

Page 2 of 2

******* JUDGED & EXHIBITED REGISTRATION *******

Officers & Chairs for 2025–2026

Officers

President • Chris Gullick

Vice President

Sharon Ouimet, Jo Shreiber, Frieda White, and
Laura Yanaz

Treasurer • Judy Noble

Secretaries

Rochelle Livingston (General)

Jean Ping (Board)

Corresponding Secretary

Suzanne Steel

Committee Chairwomen

Block of the Month • Cindy Thompson

Boutique • Suzanne Steele & Seams to Sew Small Group

Community Service • Amanda Andres, Dorothy Van Pelt &
Cheryl Kiesel

Current Events • Missie Carpenter

Fat Quarters • Ronda Mensching & Karen Giles

Hospitality • Sharon Farrah & Kathy Moran

Librarian • Jean Ping

Membership • Ronda Mensching & Missie Carpenter

Newsletter Editor • Carla Resnick

Newsletter Block • Jeanne Haber

Opportunity Quilt • Nichole King & Chris Gullick

Parliamentarian • Jean Ping

Property Manager • Karen Giles

Publicity • Chris Gullick

Quilt Show 2026 • Joyce Hansen

Quilt Guilds of North Quarter Reps • Sue Good & Carla Resnick

Refreshments • Sue Juanarena

Small Groups • Betty Volker

Social Media • Carol Golden (Facebook)

Webmaster • Laura Yanez

Workshops • Frieda White & Jo Schreiber

email: anniesstarquiltguild@gmail.com

Find us on 
[https://www.facebook.com/
AnniesStarQuiltGuild/](https://www.facebook.com/AnniesStarQuiltGuild/)

General Information

Meetings

Guild meetings are held at 6:30 p.m. on the first
Thursday of the month at

**St. John's Episcopal Church, 2341 Floral Ave,
Chico, CA 95926**

Doors open at 6 p.m. Visitors are welcome;
however, if we have a guest speaker we request a
\$5.00 donation per person.

Annual Dues: \$35.00

Social Media / Facebook

 by Carol Golden

I try to stay current with events and happenings of
our ASQG members and post them on our ASQG
Facebook page.

If you have quilts or examples of pieces you
have done from a guild workshop or class at a
quilt shop, please email your photo and a brief
explanation to: anniesstarquiltguild@gmail.com to
be included on our Facebook page:

[https://www.facebook.com/
AnniesStarQuiltGuild/](https://www.facebook.com/AnniesStarQuiltGuild/)

You don't have to have an account to see what is
there; just click on link.

Newsletter Submissions

**Email submissions to Carla Resnick at
cfresnick@gmail.com**

Newsletter Advertisements

For advertising information, please contact:

anniesstarquiltguild@gmail.com

Business card: \$7/mo or \$75/year

Quarter page: \$12/mo or \$139/year

Half page: \$17/mo or \$180/year

Whole page: \$22/mo or \$240/year

Event Locations

**St. John's Episcopal Church,
2341 Floral Ave, Chico, CA**

**Sew Mates Studio
932 W. 8th Avenue, Suite F. Chico**

**Honey Run Quilters/Cathy's Sew & Vac
2418 Cohasset Rd, Chico**

**My Time Quilting Studio • Cindy Needham
1311 Mangrove Ave, Chico**

**Casa de Flores Community Room
701 E Lassen Ave, Chico**



2418 Cohasset Rd
Chico, CA 95926
530.342.5464

**Upcoming Classes for
June 2026:**

Lori Holt Farm Fresh Sew Along
Grab your fabric and your Farm Girl Vintage 1 & 2 books and join us for this 2026 quilt along!
Instructor: Lynette & Cindy
Cost: \$20 per session
June 6th



Stitch Your Sewing Room
Let's make an embroidered door banner & project bag!
Instructor: Annette
Cost: \$25
June 7th



Mastering IQ Designer & Machine Embroidery
Learn how to use IQ Designer.
Instructor: Lynette
Cost: \$20 for both sessions
June 16th & 17th



Kimberbell Home Sewn
Create a tiled scene collection, a different scene each month. Each tile features unique designs & sentiments.
Instructor: Annette
Cost: \$25
June 20th



Skill Builders: French Braid
Learn the French Braid technique to make a lovely table runner.
Instructor: Patti
Cost: \$35
June 23rd



Terri Clary's Classes:
UFO w/Terri
Bring your quilting projects and get help finishing them!
Cost: \$16 per session
June 1st



**Annie's Star Quilt Guild
Exclusive Coupon
Honey Run Quilters**

**SAVE
25%
ON
Father's Day
Themed Fabrics**

OFFER EXPIRES 06/30/26. SINGLE USE COUPON ONLY. LIMIT ONE COUPON PER PERSON. VALID FOR CURRENT ANNIE'S STAR QUILT GUILD MEMBERS ONLY AND MUST BE PRESENTED AT TIME OF PURCHASE. NOT VALID WITH ANY OTHER OFFER. SEE STORE ASSOCIATE FOR FULL DETAILS AND EXCLUSIONS.

Visit cathyssewandvac.com for more information



The Quilt Corral
(530) 934-8116 quiltcorral2488@att.net
245 W. Wood Street, Willows, CA, 95988
Current Hours:
Monday-Saturday: 10 a.m.-3 p.m.
Closed Sunday

sew smart
SUPPLIES
8064 Hwy 99E Los Molinos, CA. 96055

Joyce

New Fabric Weekly

We hope to see you all soon!

Tammy

Hours
Tues. - Sat.
10:00 AM - 3:00 PM
After Hours Appointments Available

Amanda

Bring Coupon in for 20% Off Purchase
www.sewsmartsupplies.com

753195238*8

The Quilt



Basket

The Quilt Basket

Shop Online

www.thequiltbasket.net

angie.thequiltbasket@gmail.com

SPECIAL SUMMER HOURS!

Mon - Fri, 10 am - 4 pm

Saturday, 10 am - 2 pm

Sundays, Holidays Closed

The Quilt Basket

www.thequiltbasket.net

530-586-4111 • angie.thequiltbasket@gmail.com

* Online Shopping * Register for Classes Online

Our online store is still open.

Our block of the month will be taught at Sew Smart Supplies in Los Molinas.

We will be still sending emails, and posting a calendar of event on our website.

If you don't find what you need call the shop number

530-586-4111 Angie will get back to you as soon as possible.



Friends Around the Block Quilt Shop

Join us in the shop, OR shop online

www.friendsaroundtheblock.com

We also offer classes and longarm services.

Friends Around the Block (530) 458-7467

friendsaroundtheblock@outlook.com

211 8th Street, Colusa, CA 95932

OPEN: Monday - Friday 9 - 3

CLOSED SATURDAY & SUNDAY



<https://www.facebook.com/friendsaroundtheblock>



www.moonlightquilters.com

530-809-2578

We love hearing from you! Please call during business hours, message our Instagram/Facebook us, or snail mail. Getting letters is fun! If you use our products and post a picture, please tag or #moonlightquilters. If you have any questions, please contact us:

Phone: Monday to Friday 9–6 PST, 530-809-2578. We love talking to customers about your projects.

Address: Moonlight Quilters, PO Box 701, Durham CA 95938

Facebook: Moonlight Quilters

Instagram: [@MoonlightQuilters](https://www.instagram.com/MoonlightQuilters)



View our class calendar online!

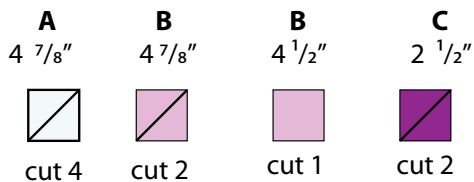
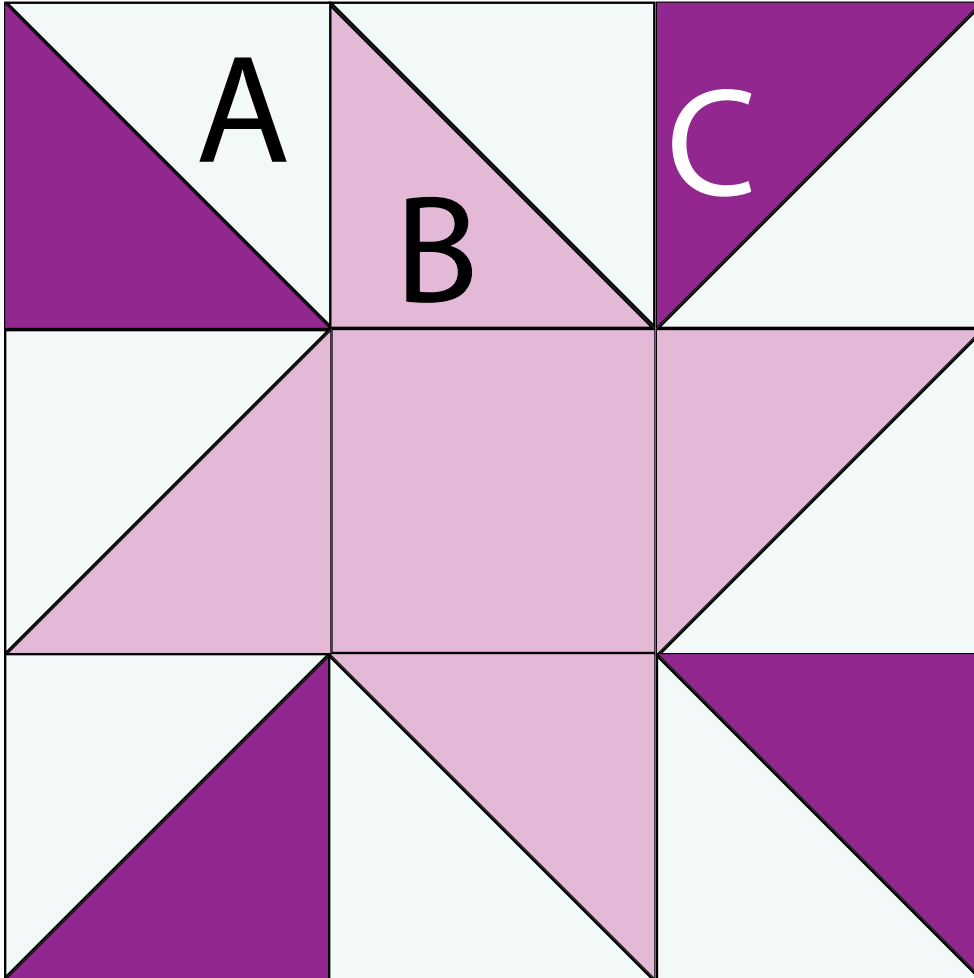
2418 Cohasset Rd., Chico
530-895-8055
cathyssewvac@aol.com

Honey Run Quilters
530-342-5464
honeyrunquilters@gmail.com

Newsletter Block: Eccentric Star

Due at August meeting.

The Eccentric Star is the June Newsletter block. The background should be white. The star color is your choice - it should be a medium-light shade and the corner triangles should be a medium-dark shade of the same color. This is a 12 inch block. Contact Jeanne Haber with any questions, or email anniesstarquiltguild@gmail.com



Trim HSTs to 4-1/2"

Finished block size is 12"

