

Annie's Star Quilt Guild

August 2024 • Volume 47, Issue 2

asqg.org


From Your President

Peggy Arms, President



Lucy

August



Roo-ben

Hydrate and stay cool!!! A sewing space with AC or a fan is the perfect place to be during the HOT summer we have been having! On the bright side it is PERFECT weather for drying clothes on the line!!



My latest quilting projects have included finishing my President's Quilt (2023-2024) for the quilt show (be sure to get your entries ready!), working on Community Service Christmas placemats with my Loose Threads small group, and making star blocks to exchange with those in my Sergin' Virgins small group friends. Plus I have finished my afghan crochet project (learned over 45 new stitches!).

At our August meeting we will be voting on our new slate of executive officers for the guild. New

officers will take over at the September meeting. PLUS, we will be meeting in the main meeting



room of our new venue (the Center for Spiritual Living, 14 Hillary Lane at 7 PM), where the chairs are comfortable! Also, Arlene Arnold is going to be our guest speaker as she shares patriotic quilts in honor of our country.

In closing, I cannot say it enough, THANK YOU to each and every one of you who have made my presidency a time of joy, fulfillment, learning and friendship!

Thankful and grateful,
Peggy Arms, President



Scoop from the Coop — HOT! HOT! HOT!

Despite the many measures I have taken in the war against intense summer heat, we have three chickens who have lost the battle... Roo-Ben (he/she had been showing signs of illness), Dot (white chicken with a black feather in her tail...who always laid her eggs in the manger in the barn and liked to perch on Tom's head) and Lucy (who, since hatching, had a beak that didn't close all the way, so frequently ate scratch from my hand) . Plus, Buffy and Blackie are missing! Just GONE! They are all missed...but there are new baby chicks (that I have been eyeing!) now in at the feed store!!!!



Dot had no fear of humans!

around my legs when being near Harry, have kept him at bay...but he still takes a wary look at me!!

The rest of the flock is hanging in there. We will ALL welcome the relief of cooler temperatures!!

One battle I HAVE won is against attacks from Harry! The leather gaiters I made (from welding gloves) to Velcro



Leather gaiters

Vice President

Laura Yanez, Vice President

Dear ladies of Annie's Star Quilt Guild, such a bittersweet feeling to write my final newsletter column. It has been quite the two year journey as your Vice President. At times, my learning curve was quite steep. Just when I felt like I was hitting stride, a new challenge would show itself. It is my sincere hope that I fulfilled this position as well as my predecessors. Peggy has been my mentor, confidante, and friend throughout my term. I am grateful for her talking me off the ledge more than once. I send best wishes to our incoming Vice President and I look forward to continuing as webmaster for the guild.

Our August speaker, one of my all-time favorites, is Arlene Arnold. Arlene carries with her an encyclopedic knowledge of quilting, history of quilting, US history, and has a contact list for practically every quilter in California. She will be presenting a trunk show with our country's 250th birthday theme. There will be a quilt from every decade shown, along with a biography of the quilter who made it. Please come ready to laugh and be dazzled by her extensive collection of quilts. It promises to be a fun and informative evening.

I joined the guild to meet like-minded sewers and share my love for quilting. What I have gained was beyond my wildest hopes. There are so many highly creative ladies in our guild. For an added bonus, I've made friends. Quilting + friends = A Happy Life.

Small Groups

Betty Volker, Small Group Coordinator

New/returning member? Or just finding more time for fun.

Join a small group!

Call or text Betty for more info. 530-588-8918.

<https://asqg.org/small-groups>

August Speaker

Arlene Arnold

250 Years of Quilts

The History of the Women that Made Them

Arlene's presentation focuses on our country's 250th birthday in July 2026. While best known for her collection of pre-Civil War quilts, she will bring a quilt from every decade of our nation's life, as well as a history of the woman who created the quilt.

You will not want to miss Arlene's creative and always humorous presentation!

For more information on Arlene, please visit her website at <https://valleyquiltguild.com/heritage-oaks-quilts/>

Current Events

Missie Carpenter

As of this date, these events are still happening, but before hitting the road to go, it might be wise to verify via the internet that there have been no cancellations.

July 24–27: Pacific International Quilt Festival, Santa Clara Convention Center, Santa Clara.

Aug. 31–Sept. 1: Shasta Lily quilt show, Mt. Shasta High School gymnasium, Mt. Shasta.

Sept. 20–21: Quilters Sew-Ciety of Redding quilt show, Shasta District Fairgrounds, Anderson.

Nov. 2–3: Annie's Star Quilt Guild quilt show, Silver Dollar Fairgrounds, Chico.

Workshops

Teresa Yocum, Workshops Chair

Pumpkin workshop taught by Donna Greenwald

August 2, Friday 10-2

Honeyrun Quilter's Classroom

Fractured Crystals taught by Linda Ballard

September 6, Friday 10-4

\$40.00 for members, \$45.00 for nonmember's.

Please sign up and support your guild.

Quilt Show 2024

Judy Riley, 2024 Quilt Show Coordinator

At Least One Quilt from each ASQG member for the Quilt show!

We are Four months from our quilt show. Quilt Registration is open. The July Guild newsletter contains the registration documents. You can download the documents from the asqg.org website. Quilt Registration documents will be available at the Aug. guild meeting.

The next quilt show meeting is July 30, 6:30 p.m. at Cindy Needham's Studio on Mangrove.

The quilt show meetings are open to all interested guild members. You do not have to be on a quilt show committee to attend. So come observe, learn what it is all about!

The August 1st guild meeting starts the volunteer sign-ups for working the ASQG committee spaces present at the quilt show. The committee chairs will be present at the sign-up table to answer any questions you may have about the committee they chair. Not only is working the quilt show fun you get free admission to the quilt show after your shift to browse and shop. The typical work shift is two hours. Join in!

The committees that will be asking for volunteers are:

Admissions: Volunteers will greet guests, sell admission tickets, attach wristbands, distribute programs, and answer questions regarding the quilt show.

Annie's Attic: The flea market of gently used quilting related items. Volunteers assist our guests at checkout, keep the items for sale stocked and neat. The first shift of Annie's on Saturday is a lively place.

Boutique: New items made by our members for sale to our guests at the show. Volunteers assist guests at checkout and keep the items for sale well stocked and tidy.

Community Service: Guild members are onsite to answer questions from our guests about Annie's Star Quilt Guild and our ongoing commitment to our community.

Decorations: A small group that will decorate the education building on the Friday afternoon prior to the quilt show. On Sunday, after the show closes, the group will reform to remove the decorations.

Elder liaison: A small group will be on hand on Saturday morning prior to the opening of our quilt show to the public. They will shepherd guests from our local assisted living establishments through our quilt show.

Fat Quarter Towers: Member volunteers sell tickets to guests for the opportunity to win the 'towers' of fabric.

Food Court: Volunteers will keep the food court area neat and tidy. This also involves managing the trash cans at the venue.

Pick-a-Prize: Sell tickets to guests for the opportunity to win one of beautiful baskets of goodies.

Vendors: Volunteer members will be helping hands as needed. We offer bottled water and snacks to our vendors. Offer a coffee run to the lovely layers truck on the patio. Assist the vendors with their lunch orders on Saturday and Sunday.

Quilt Registration: Volunteers work on Friday morning prior to the quilt show to receive and process our members' quilts for placement in the quilt show. On Sunday, after the show closes the group reforms to distribute the quilts back to the members.

Setup/Takedown: Member volunteers will work in teams for approx. 4 hours to put up the quilts on the Friday morning prior to the show. On Sunday after the quilt show closes the groups will reform and take the quilts down. Approximately thirty members are needed. We will have students on hand to assist our members as well. This is a physically demanding committee.


Continues on next page...

Key Dates for our quilt show cycle:

- July - **Quilt Registration begins.**
- August guild meeting – quilt show committee volunteer sign-ups.
- August – Distribute Quilt Show Posters to quilt shops.
- September guild meeting – **Quilt registration closes.**
- September guild meeting – quilt show committee volunteer sign-ups.
- October guild meeting. – quilt show committee volunteer sign-ups.
- October – Distribute yard signs and banner, small posters to other locations.
- October 29th – quilt show setup activities begin at Ed. Bldg.
- October 31st – **Quilts Judged at Cathy's.**
- November 1st – quilt show setup day.
Members deliver their quilts to the fairgrounds ED. Bldg.
- Nov. 2-3 – ASQG 2024 Quilt Show.



Suzanne Steel's quilt at the 2022 ASQG Quilt Show



Missie Carpenter's Quilt at the 2022 ASQG Quilt Show

Quilt Show Decorations Committee

Please sign up and help us decorate for the quilt show! If you have your pumpkins and wreaths finished, you may bring all to the upcoming meetings (Look for the DECORATIONS laundry basket!), and we are also going to need your help setting things up before the show. We will have a clip-board for sign-ups!

Thank you, Peggy Arms & Rochelle Livingston.



Fat Quarter Towers!

PLEASE, if you have fabric you wish to donate for our booth, we need solids and batiks as well as jelly rolls, layer cakes and fat quarters. All can be brought to upcoming meetings! (Look for the FAT QUARTER laundry basket!) Thank you in advance! We are also going to ask for members to sign-up to help in the booth at the show.

Thank you, Loose Threads.



ASQG –Pick-a-Prize Donations

Char Miller, Pick A Prize

Char Miller is visiting many businesses in Chico and the north state asking for donations for our Pick a Prize baskets for our Quilt Show. Katie Vaclavik is sending out emails to many corporate businesses too! **But we also Need Your Help! In fact more than most years, we will be relying on members for donations and making up Baskets.** Items you might donate that are next to new could be fat quarters, fabric, kits you thought you would make and now have lost interest or changed your mind!! Someone else will love them! So look for Almost NEW Fat quarters, fabrics, rulers, gift items, or specialty items maybe for a Cat or Dog basket or Baby items for Baby Basket, Fishing, Gardening, etc. Small groups can make up whole baskets. Char will put it all together if you bring the items!!

Please let her know if you or your small group are able to collect items for a Pick a Prize Basket.

Thank you everyone for helping make this booth a success at our quilt show.

Char Miller 530-570-6499

Volunteer Job Openings:

Newsletter Block

Newsletter Block gals have done this job for 2 years now and would like someone else to take over. If interested, please come and see us at the next Guild meeting in August.

Workshops Chair

We need someone to become the new Workshop Chair, this will be my last time hosting our workshops. It's a fun job! —Teresa Yocum

August Birthdays



1876 Ellen Harding Baker's "Solar System" Quilt
National Museum of American History

Happy Birthday!

Mary McCune	1
Bonnie Crocker	3
Sue McHarg	3
Sheryl Lee.....	6
Betty Dimmitt	9
Sue Good	10
Karen Giles	18
Yvette Borden	20
Betty Volker	20
Amanda Andres.....	24
Donna Fox.....	24
Gay Evans	30


Reminder: Our next meeting is August 1, and will be at The Center for Spiritual Living, 14 Hillary Lane.

Quilters with August Birthdays, please bring a refreshment to share.

Officers & Chairs for 2023–2024

Officers

President • Peggy Arms
Vice President • Laura Yanez
Treasurer • Linda Austin
Secretary • Missie Carpenter (Guild),
Judy Riley (Board)
Corresponding Secretary • Yvette Borden



Committee Chairwomen

Block of the Month • Judy Riley and Carol Golden
Boutique • Teresa Yocum
Community Service • Kathy Thomas
and Denise VanLaan
Current Events • Missie Carpenter
Fat Quarters • Ronda Mensching & Karen Giles
Hospitality • Betty Dimmitt, Betty Volker, Judy Noble
Librarian • Jean Ping
Membership • Linda Austin
Newsletter Editor • Carla Resnick
Newsletter Block • Frances Perata, Nancy McCartney,
and Karen Crabtree
Opportunity Quilt • **OPEN**
Venue Coordinator • Molly Fuller
Parliamentarian • Judy Riley
Property Manager • Kristy Thomas
Quilt Challenge • Beth Carlson and Appliqué group
Quilt Show 2024 • Judy Riley
Quilt Guilds of North Quarter Rep • Sue Good
Refreshments • Suzanne Steel
Small Group • Betty Volker
Social Media • Carol Golden (Facebook)
Webmaster • Laura Yanez
Workshops • Teresa Yocum

Message From Correspondence Secretary Yvette Borden

If you know anyone that needs a little cheer or
get-well message, please contact me by cell or
text at: (530) 781 3612, or email
at: uncreyente@yahoo.com.

General Information

Meetings

Guild meetings are held at 7 p.m. on the first
Thursday of the month at The Center for Spiritual
Living, 14 Hillary Lane, Chico, CA 95973.
Doors open at 6:30 p.m. Visitors are welcome;
however, if we have a guest speaker there is a
\$5.00 charge per person.
Annual Dues: \$35.00

Social Media / Facebook by Carol Golden

I try to stay current with events and happenings of
our ASQG members and post them on our ASQG
Facebook page. If you have quilts or examples of
pieces you have done from a guild workshop or
class at a quilt shop, please email your photo and
a brief explanation to: carolgolden69@gmail.com
to be included on our Facebook page:

[https://www.facebook.com/
AnniesStarQuiltGuild/](https://www.facebook.com/AnniesStarQuiltGuild/)

You don't have to have an account to see what is
there; just click on link.

Newsletter Submissions

Submissions are due the second Saturday of the
month. **Email submissions to Carla Resnick at**
cfresnick@gmail.com

Newsletter Advertisements

For advertising information, please contact:
Linda Austin

Business card: \$7/mo or \$75/year

Quarter page: \$12/mo or \$139/year

Half page: \$17/mo or \$180/year

Whole page: \$22/mo or \$240/year



ASQG Pumpkin Workshop With Donna Greenwald

We are lucky to have Donna Greenwald do her unique pumpkins workshop. Donna is a member of both ASQG and Ridge Quilters Quilts. She is known for being a creative teacher who gives attention to every student and makes sure you have a successful experience.

WHEN: FRIDAY, AUGUST 2, 2024

WHERE: HONEY RUN QUILTERS CLASSROOM

COST: \$25 FOR MEMBERS AND NON MEMBERS


Donna will provide the pattern as well as all the materials for the two embellishments on the pumpkins she is teaching which include 'gold leaf' and felt/wool stems . She also is providing wire and yarn and curly cues etc. This is a UNIQUE PUMPKIN! Get a head start on your home Fall decorations. Samples show both art fabric and woven cotton—what will you use? Cotton? Wool? Velvet?

Please contact Carol Golden to reserve a spot or have questions. You can make the check out to Donna Greenwald and I will send you a materials list.

Carol Golden: Carolgolden69@gmail.com 530-518-8193

Next Meeting • Thursday, August 1, 2024 at 7 p.m.
The Center for Spiritual Living, 14 Hillary Lane

Quilters with August Birthdays, please bring a refreshment to share.



Find us on 

<https://www.facebook.com/AnniesStarQuiltGuild/>

Check Number: _____
Cash: _____
Credit card: _____
Date Paid: _____
Amount: _____

ANNIE'S STAR QUILT GUILD

MEMBERSHIP FORM

Welcome to Annie's Star Quilt Guild. Please fill in the following form, even if you are a returning member. Please write as clearly as possible, especially email addresses and phone numbers. Dues for the 2024-2025 membership are \$35.00. Senior members are free, if they choose. Please make checks payable to ASQG. Dues are due Sept. 1, 2024, and considered delinquent by Nov. 1, 2024. You may turn in your completed form and payment in person at Guild meetings or mail it to: Ronda Mensching 4153 Rio Grande Dr., Chico 95973 or Peggy Arms, 5609 Anita Road, Chico 95973. If you have any questions, call Ronda at 530-774-4705 or Peggy at 530-327-8954. If you know of someone who might be interested in joining the guild, please provide them with this form.

Returning member _____ New member _____ Senior Member (80 and over) _____

Name: _____

Address: _____

Home Phone: _____ Cell Phone: _____

E-Mail: _____ Birthday (Month) _____ (Day) _____

(Newsletters are sent electronically; emails are not shared.)

Quilting Level: Beginner Intermediate Advanced

Do you have an area of special interest? _____ (e.g., applique, art quilts, hand or machine quilting)

I am interested in serving as an officer:

Pres. _____ Vice-Pres. _____ Treasurer _____ Secretary _____ Corresponding Sec. _____

I am interested in serving on the following committee(s):

Quilt Show _____ Community Service _____ Block of the Month _____ Newsletter Block _____ Boutique _____

Workshops _____ Membership _____ North Quarter Rep. _____ Refreshments _____ Hospitality/Greeters _____

Expectations of ASQG membership: know and follow our bylaws and standing rules. Participate in community service projects. *Participate in our quilt show and sell or purchase your allotted opportunity quilt tickets.*

Signed _____ Date _____

GUIDELINES**QUILT REGISTRATION DEADLINE: THURSDAY, SEPTEMBER 5th, 2024**

Quilt Registration Forms: Quilt Registration forms are available in the ASQG newsletter, at the July and at the August General Meetings. Note: A separate form is required for each quilt being submitted.

Master or Artisan: To determine Master or Artisan classification refer to the chart on the back.

Quilt Category Definitions:

Applique:

- ☐ Hand Applique: More than 50% of the work in these quilts is hand applique.
- ☐ Machine Applique: In these quilts, more than 50% is machine applique work.

Art: These quilts are non-traditional in form and composition. They may include embellishments and elements other than fabric. Examples of these quilts are landscapes, collages, etc.

- ☐ The design for this quilt is the exhibitor's original work.
- ☐ The design for this quilt was created by someone other than the exhibitor.
- ☐ Group/Challenge: Three or more individuals have made these quilts. Examples are round robin, progressive or challenge quilts as well as small group projects. The intent is to display them together.
- ☐ Hand Embroidery: Hand embroidery appears in more than 50% of these quilts.
- ☐ Innovative: In these quilts, traditional blocks have been modified by different techniques including but not limited to having different angles, curves, off-kilter piecing, or 3-D in appearance, etc.
- ☐ Mixed (Applique and Pieced)
- ☐ Pieced: More than 50% of these quilts are made up of recognizable traditional blocks.
- ☐ Other: Other includes wool, whole cloth, stenciled, stamped, painted, machine embroidery, and kits.

Quilt Preparation☐ **ALL QUILTS:**

- Attach a 4" sleeve along the top of the quilt on the back
- Attach a label on the back of the quilt with your name, address and phone number.
- Place your quilt in a pillowcase and identify the pillowcase with your name and phone number

☐ **JUDGED QUILTS:**

- Cover the label on the back of the quilt that has your name, address and phone number.
 - Deliver your quilt to Honey Run Quilters between 9 and 10 a.m. **Thursday, October 31st**
 - \$8.00 Entry Fee for each Judged Quilt (Checks payable to ASQG)
- Mail to: Cynthia Carlson, 2386 Moyer Way, Chico, CA 95926 OR bring to ASQG Meeting

☐ **EXHIBIT ONLY QUILTS:**

Deliver your quilts to the Silver Dollar Fairgrounds **Friday November 1st** as follows:

Last Name 9 - 10 am (A - L) 10 - 11 am (M - Z)

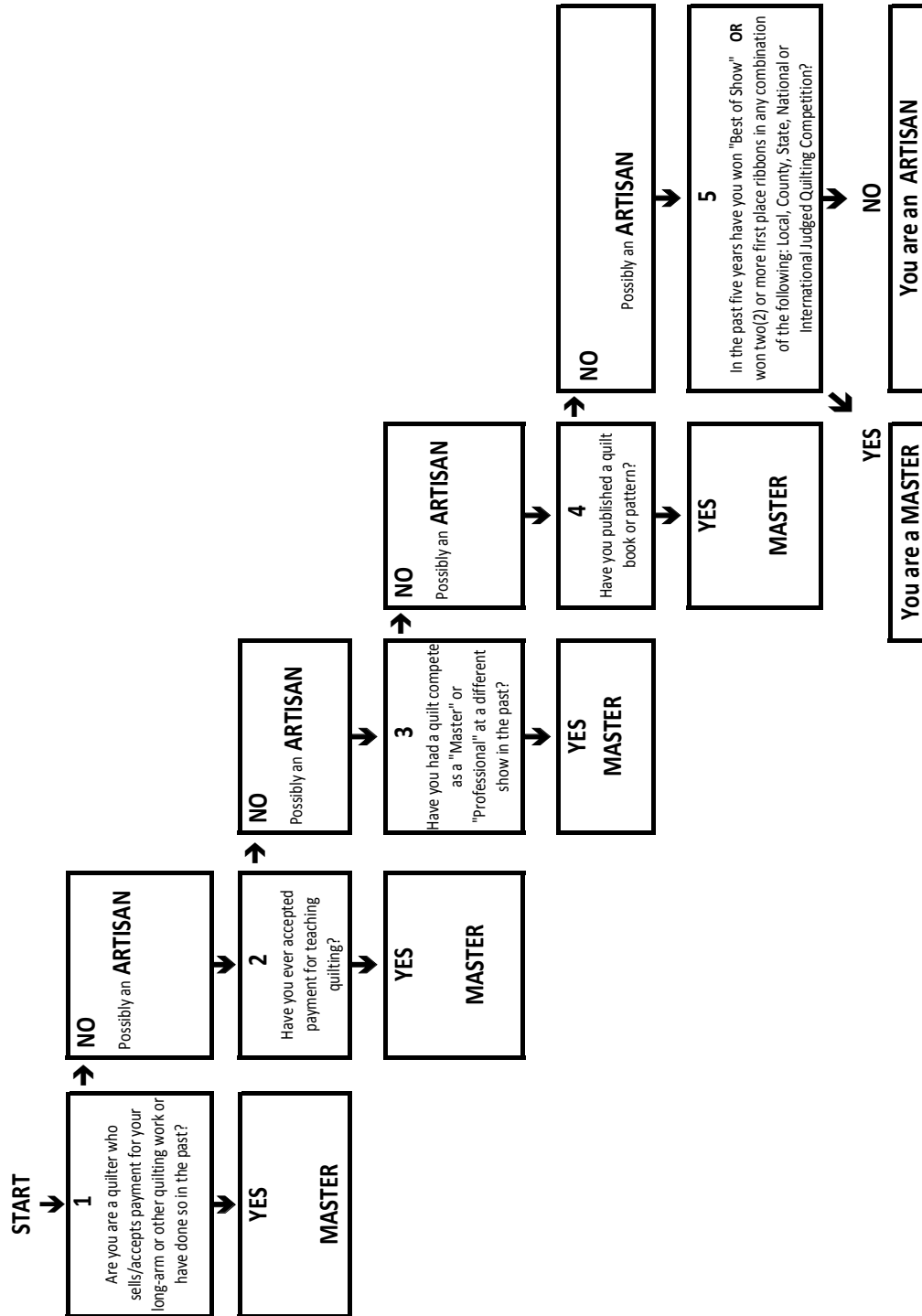
☐ **QUILT RETURN:**

- Quilt pick-up will begin **no earlier than 5:00 pm Sunday, November 3rd, 2024.**
- The owner's receipt must be presented at the time of pickup.

If you have any questions or cannot deliver the quilt for any reason please call Cynthia Carlson at 707-888-0474

Annie Star Harvest Quilt Show 2024

How to determine into which grouping, (MASTER or ARTISAN) to place your quilt.



If you have any questions or cannot deliver the quilt for any reason please call Cynthia Carlson at 707-888-0474

Printed: 4/24/24

ANNIE'S STAR QUILT GUILD (ASQG)

Quilt Show: November 2nd and 3rd, 2024 Registration Form

QUILT REGISTRATION DEADLINE IS: THURSDAY, SEPTEMBER 5th, 2024

*** Use a separate form for each quilt being exhibited or judged ***

Exhibitor Name: _____ Preferred Phone # _____

(Exhibitor must be an ASQG member)

Classification: (Select one): ☐ Master ☐ Artisan

(Refer to ASQG Guidelines for explanation.)

Entry: (Select one): ☐ Exhibit Only (No Fee) ☐ Judged and Exhibited (\$8.00 fee) _____

☐ If you are submitting more than one quilt, circle the priority number for this quilt: 1 2 3 4 5 6

Name of the Quilt: _____

(Quilts may not be previously shown in an ASQG Quilt Show)

Pattern Name/Designer: _____ Year Made: _____ Quilt Color: _____

Quilt Category: (Select one) Refer to ASQG Guidelines for definitions	Width:	Length:	Quilting Technique (Select one)
Applique (More than 50%) <input type="checkbox"/> Hand Applique (More than 50%) <input type="checkbox"/> Machine Applique (More than 50%) Art <input type="checkbox"/> Exhibitor's Original Design <input type="checkbox"/> Design reproduced by exhibitor <input type="checkbox"/> Group/Challenge Project * Group Name _____ <input type="checkbox"/> Hand Embroidery (More than 50%) <input type="checkbox"/> Innovative <input type="checkbox"/> Mixed (Applique and Pieced) <input type="checkbox"/> Pieced (More than 50%) <input type="checkbox"/> Other			<input type="checkbox"/> Hand quilted <input type="checkbox"/> Machine quilted by the exhibitor <input type="checkbox"/> Machine quilted by a professional _____ (name)
	(Measurements to be rounded up to the nearest whole inch)		
	* Displayed Together		

☐ QUILT STORY (The story/history of this quilt; 50 words or less)

NOTE: More Information →

If you have any questions or cannot deliver the quilt for any reason please call Cynthia Carlson at 707-888-0474

☐ **ALL QUILTS:**

REMEMBER TO

- Attach a 4" sleeve along the top of the quilt on the back
- Attach a label on the back of the quilt with your name, address and phone number.
- Place your quilt in a pillowcase and identify the pillowcase with your name and phone number

☐ **JUDGED QUILTS:**

- Cover the label on the back of the quilt that has your name, address and phone number.
- Deliver your quilt to Honey Run Quilters between 9 and 10 a.m. on **Thursday, October 31st**
- \$8.00 Entry Fee for each Judged Quilt (Checks payable to ASQG)
Mail to: Cynthia Carlson, 2386 Moyer Way, Chico, CA 95926 OR bring to ASQG Meeting
- By signing below, I agree to abide by the rules and decisions of the Judge.
I understand that the Judge and Judging Committee has the right to re-categorize any entry.

_____ Date: _____
Signature

☐ **EXHIBIT ONLY QUILTS:**

Deliver your quilts to the Silver Dollar Fairgrounds on
Friday, November 1st as follows by last name:
9 - 10 am (A - L)
10 - 11 am (M - Z)

☐ **QUILT RETURN:**

- Quilt pick-up will begin **no earlier than 5:00 pm Sunday, November 3rd, 2024.**
- The owner's receipt must be presented at the time of pickup.

If you have any questions or cannot deliver the quilt for any reason please call Cynthia Carlson at 707-888-0474



Upcoming Classes for August 2024:

Halloween Mystery Quilt

Make a different block
each month!

**Instructor: Annette
Guffy**

Cost: \$20 per session
August 3rd & 31st



Riley Blake Door Banner/Wall Hanger Monthly

We'll be making a
different door banner/
wall hanger each month!

Instructor: Annette Guffy

Cost: \$30

August 4th



Pawsitively Heartfelt Kitten

Create an adorable felt
kitten through sewing or
with fabric glue.

Instructor: Kristie Miller

Cost: \$15

August 5th



Machine Embroidery UFO & Kimberbell

Digital Dealer Exclusive
Get help with this month's
DDE or any other
embroidery project.

Instructor: Annette Guffy

Cost: \$20

August 9th



Fearless Serging w/Janice

Learn some great techniques &
make some festive placemats
for your dining table!

Instructor: Janice West

Cost: \$35

August 11th



Wild Women Wednesday

Hands-on learning in IQ
Designer for Solaris.

Instructor: Janice West

Cost: \$40

August 14th



The Bind Ambition Tour

Having you dreamed of
being a binding rock star?
You can be!

Instructor: Kelly Knox

Cost: \$30

August 14th



Beginning Quilt Piecing

Learn beginning quilt
piecing.

Instructor: Patti Taylor

Cost: \$35

August 16th



Sol Sisters Saturday

Hands-on learning in IQ
Designer for Solaris.

Instructor: Janice West

Cost: \$40

August 17th



Terri Clary's Classes:

UFO w/Terri

Bring your quilting projects
and get help finishing them!

Instructor: Terri Clary

Cost: \$16 per session

August 26th



Visit cathyssewandvac.com for more information



The Quilt Corral
(530) 934-8116 quiltcorral2488@att.net
245 W. Wood Street, Willows, CA, 95988
Current Hours:
Monday-Saturday: 10 a.m.-3 p.m.
Closed Sunday

sew smart
SUPPLIES
8064 Hwy 99E Los Molinos, CA. 96055

NEW
New Fabric Weekly

Joyce

We hope to see you all soon!

Tammy

Hours
Tues. - Sat.
10:00 AM - 3:00 PM
After Hours Appointments Available

Amanda

Bring Coupon in for 20% Off Purchase
Expires 2/1/2022

75319523848



The Quilt Basket

www.thequiltbasket.net

530-586-4111 • angie.thequiltbasket@gmail.com

* Online Shopping * Register for Classes Online

Our online store is still open.

Our block of the month will be taught at Sew Smart Supplies in Los Molinas.

We will be still sending emails, and posting a calendar of event on our website.

If you don't find what you need call the shop number

530-586-4111 Angie will get back to you as soon as possible.

The Quilt Basket

Shop Online

www.thequiltbasket.net

angie.thequiltbasket@gmail.com



Friends Around the Block Quilt Shop

Join us in the shop, OR shop online

www.friendsaroundtheblock.com

We also offer classes and longarm services.

Friends Around the Block (530) 458-7467

friendsaroundtheblock@outlook.com

211 8th Street, Colusa, CA 95932

Hours: Monday – Friday, 9am – 4pm

Saturday 10am – 2pm

Closed Sunday



<https://www.facebook.com/friendsaroundtheblock>



View our class calendar [online!](#)

2418 Cohasset Rd., Chico

530-895-8055

cathyssewvac@aol.com



Honey Run Quilters

Honey Run Quilters

530-342-5464

honeyrunquilters@gmail.com



**Open Monday-Friday 10 a.m. – 3 p.m.
Saturdays by appointment only**

“Culture” can be defined as all the ways of life including arts, beliefs and institutions of a population that are passed down from generation to generation.

Sign up online for our monthly newsletter!

Ongoing class list on our website

Check us out on Facebook and Instagram

Natalie@quiltculture.art (530) 321-8833

Website www.quiltculture.art

YouTube <https://www.youtube.com/channel/UCdd9T4cSHMnBxytnkEfYk3g>

Facebook <https://www.facebook.com/quiltculturejoy>

Instagram [@quilt_culture](https://www.instagram.com/quilt_culture)



www.moonlightquilters.com

530-809-2578

We love hearing from you! Please call during business hours, message our Instagram/Facebook us, or snail mail. Getting letters is fun! If you use our products and post a picture, please tag or #moonlightquilters. If you have any questions, please contact us:

Phone: Monday to Friday 9–6 PST, 530-809-2578. We love talking to customers about your projects.

Address: Moonlight Quilters, PO Box 701, Durham CA 95938

Facebook: Moonlight Quilters

Instagram: @MoonlightQuilters

Newsletter Block: Sunshine and Water

Due at our September Meeting

SUNSHINE AND WATER

Make in July – turn in at August mtg

From yellow, tone on tone, make: 4 – 4 inch sqs and 4 – 2 ½ inch sqs

From Turquoise batik make : 4 - 4 inch sqs and 4- 2 ½ inch sqs

On four large yellow sqs: snowball a 2 ½ turquoise on one corner

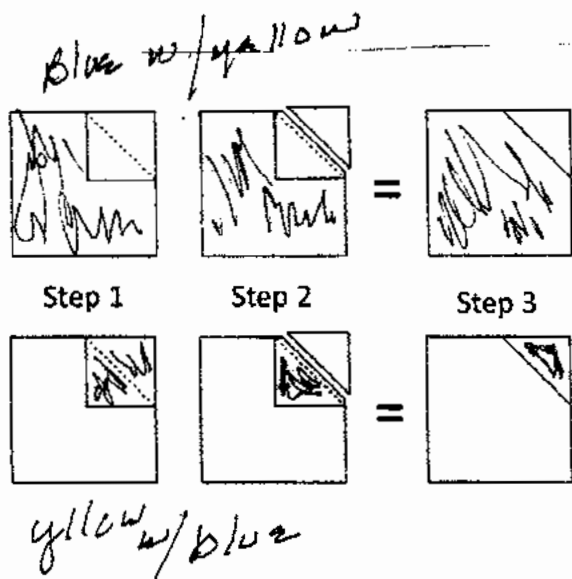
On four large turquoise sqs: snowball a 2 ½ yellow on one corner

Trim and press to corner

4 blocks make 1 lg block

There are several ways to set this block, One is pictured but winner will get printout of all variations

Call: nancy mccartney:530-566-5045 for questions



Newsletter Block gals have done this job for 2 years now and would like someone else to take over. If interested, please come and see us at the next Guild meeting in August.