

# Annie's Star Quilt Guild

July 2024 • Volume 47, Issue 1

asqg.org

## From Your President Peggy Arms, President



# July



Thank you to **ALL** who attended the June Community Service meeting (we filled our new space with fun and productive time that flew by!)! **(REMEMBER...There is NO JULY MEETING!)**

As stated in our By-laws, the deadline for nominating new guild officers is the end of the June meeting. Since there were no new nominations made or submitted, the slate of officers for the September 2024 – August 2025 year is as follows: President: Kelly Knox, Vice President: Sharon Ouimet, Treasurer: Missie Carpenter, Secretary: Rochelle Livingston and Corresponding Secretary: Suzanne Steel. At the August meeting a motion will be encouraged to accept the slate of officers as listed. The new officers will receive their job titles at the August Board meeting, August 8 (which will be attended by all outgoing and incoming officers). Office duties for new officers commence with the September guild meeting.

Our quilt show is just around the corner! Be sure to enter a quilt...at least ONE!! (Entry forms may

be found at our website). Please be thinking where/when you will sign up to help! Put up/take down is ALWAYS fun! It's exciting to see the quilts coming in and being hung. There are many times to fill in a variety of booths (Fat Quarter Towers, Boutique, Annie's Attic, Pick-a-Prize) and stations (door monitors, admissions table, food court, vendor relief, guide for care facility visitors). If you've signed up you will receive a wrist band for show entry!

As my second term as president draws to a close, I count my blessings...becoming better acquainted with many members, the dedication and commitment of involved officers and committee members, the outpouring of care for each other, your flexibility and creative productivity, and above all, the **FUN** it has been to be President (despite the MANY challenges which have made me a stronger person 😊). I take this opportunity to say .....



Thankful and grateful,  
Peggy Arms, President



## Scoop from the Coop

**HOT! HOT! HOT!** With temperatures reaching above 100°, measures have been taken to keep the flock cool. A fan has been installed just outside the coop...a sprinkler goes for an



hour in the morning to dampen a shady area where the hens take dust baths...frozen water bottles are placed in their watering barrel. On their own

they have taken to ranging far into the prune orchard during irrigation. They appear to be adjusting.

Recently our granddaughter Alexis visited a petting zoo set up on the UC Davis campus (where she is a student) and was surprised at the fluffy feather features of a hen she held. Do we have another chicken lover?? 😊



## Quilt Show 2024

Judy Riley, 2024 Quilt Show Coordinator

### At Least One Quilt from each ASQG member for the Quilt show!

The next quilt show meeting is July 30th. 6:30PM at Cindy Needham's Studio on Mangrove.

The quilt show meetings are open to all interested guild members. You do not have to be on a quilt show committee to attend. So come observe, learn what it is all about!

### Key Dates for our quilt show cycle:

- July - **Quilt Registration begins**
- Aug. guild meeting – quilt show committee volunteer sign-ups.
- Aug. – Distribute Quilt Show Posters to quilt shops.
- Sept. guild meeting – **Quilt registration closes.**
- Sept. guild meeting – quilt show committee volunteer sign-ups.
- Oct. guild meeting. – quilt show committee volunteer sign-ups.
- Oct. – Distribute yard signs and banner, small posters to other locations.
- Oct. 29th – quilt show setup activities begin at Ed. Bldg.
- Oct. 31st – **Quilts Judged at Cathy's.**
- Nov. 1st – quilt show setup day. **Members deliver their quilts to the fairgrounds ED. Bldg.**
- Nov. 2–3 – ASQG 2024 Quilt Show.

## Small Groups

Betty Volker, Small Group Coordinator

New/returning member? Or just finding more time for fun.

Join a small group!

Call or text Betty for more info. 530-588-8918.

<https://asqg.org/small-groups>

## July Birthdays



Pineapple quilt gifted to Lucy Hardiman Roundtree from Lydia Hardiman  
National Museum of African American History and Culture

## Happy Birthday!

Jenny Amerine.....	28
Molly Fuller.....	8
Marilyn Heidemeyer.....	16
Marion Mohle.....	25
Marta Wheeler.....	2
Frieda White.....	2

**Reminder: Our next meeting is August 1, and will be at The Center for Spiritual Living, 14 Hillary Lane.**

## Current Events

---

Missie Carpenter

As of this date, these events are still happening, but before hitting the road to go, it might be wise to verify via the internet that there have been no cancellations.

June 22–23: Amador Valley Quilters quilt show, Trinity Church Gymnasium, Livermore.

June 28–29: Ocean Waves Quilt Guild quilt show, Ft. Bragg.

July 24–27: Pacific International Quilt Festival, Santa Clara Convention Center, Santa Clara.

Aug. 31–Sept. 1: Shasta Lily quilt show, Mt. Shasta High School gymnasium, Mt. Shasta.

Sept. 20–21: Quilters Sew-Ciety of Redding quilt show, Shasta District Fairgrounds, Anderson.

Nov. 2–3: Annie's Star Quilt Guild quilt show, Silver Dollar Fairgrounds, Chico.

## ASQG General Meeting Minutes • Thursday, June 6, 2024

---

Missie Carpenter, Recording Secretary

President Peggy Arms called the meeting to order at 7 p.m. in our new meeting place, The Center for Spiritual Living. It is our annual Community Service Sew Night, approximately 35 members were in attendance.

The minutes of the May meeting were approved.  
M: Char Miller, 2nd: Kathryn Hislop.

### ANNOUNCEMENTS:

Carol Golden announced a pumpkin workshop to be taught by Donna Greenwald at Honey Run on Friday, August 2, cost \$25. She will teach 2 different embellishment methods, how she makes her felt stems. She will supply the felt and the yarn to tie your pumpkin sections. There is a material list available.

Sue Good has Opportunity Quilt tickets (subbing for Kristy Thomas).

Peggy commented on the new venue: the tables were set up for our workstations (plus we added some more). The auditorium seats are very comfy.

### OLD BUSINESS:

We now have the square for purchases from the Boutique and at our quilt show. All accessories are to be kept together in their assigned bag. There will be instructions as to its use. There is

no reliable wifi at the fairgrounds, a cell phone hotspot is needed.

The June meeting is your last chance to submit names for the slate of 2024-25 officers.

There will be no Board meeting in June. Newsletter articles are due by Sat. June 15.

There will be no July meeting, as it falls on the Fourth. There is also no Board meeting in July.

Forms to submit quilts to our quilt show will be in the newsletter.

Kathy Thomas/Community Service thanked all who came. She spoke about items available to work on this evening. There are also several kits available for Boutique items.

Newsletter Block/Frances Perata: the black and white blocks will be raffled in August.

Workshops/Teresa Yocum: showed class sample for September workshop with Lori Gould. Class is \$40.

We need to vacate the meeting space by 9 p.m.

Meeting adjourned at 8:45 p.m.

Respectfully Submitted,

Missie Carpenter, Recording Secretary



## **ASQG Pumpkin Workshop With Donna Greenwald**

We are lucky to have Donna Greenwald do her unique pumpkins workshop. Donna is a member of both ASQG and Ridge Quilters Quilts. She is known for being a creative teacher who gives attention to every student and makes sure you have a successful experience.

WHEN: FRIDAY, AUGUST 2, 2024

WHERE: HONEY RUN QUILTERS CLASSROOM

COST: \$25 FOR MEMBERS AND NON MEMBERS


Donna will provide the pattern as well as all the materials for the two embellishments on the pumpkins she is teaching which include 'gold leaf' and felt/wool stems. She also is providing wire and yarn and curly cues etc. This is a UNIQUE PUMPKIN! Get a head start on your home Fall decorations. Samples show both art fabric and woven cotton—what will you use? Cotton? Wool? Velvet?

Please contact Carol Golden to reserve a spot or have questions. You can make the check out to Donna Greenwald and I will send you a materials list.

Carol Golden: Carolgolden69@gmail.com 530-518-8193

**Next Meeting • Thursday, August 1, 2024 at 7 p.m.  
The Center for Spiritual Living, 14 Hillary Lane**

**Quilters with August Birthdays, please bring a refreshment to share.**



Find us on 

<https://www.facebook.com/AnniesStarQuiltGuild/>

Check Number: \_\_\_\_\_  
Cash: \_\_\_\_\_  
Credit card: \_\_\_\_\_  
Date Paid: \_\_\_\_\_  
Amount: \_\_\_\_\_

ANNIE'S STAR QUILT GUILD  
MEMBERSHIP FORM

Welcome to Annie's Star Quilt Guild. Please fill in the following form, even if you are a returning member. Please write as clearly as possible, especially email addresses and phone numbers. Dues for the 2024-2025 membership are \$35.00. Senior members are free, if they choose. Please make checks payable to ASQG. Dues are due Sept. 1, 2024, and considered delinquent by Nov. 1, 2024. You may turn in your completed form and payment in person at Guild meetings or mail it to: Ronda Mensching 4153 Rio Grande Dr., Chico 95973 or Peggy Arms, 5609 Anita Road, Chico 95973. If you have any questions, call Ronda at 530-774-4705 or Peggy at 530-327-8954. If you know of someone who might be interested in joining the guild, please provide them with this form.

Returning member \_\_\_\_\_ New member \_\_\_\_\_ Senior Member (80 and over) \_\_\_\_\_

Name: \_\_\_\_\_

Address: \_\_\_\_\_  
\_\_\_\_\_

Home Phone: \_\_\_\_\_ Cell Phone: \_\_\_\_\_

E-Mail: \_\_\_\_\_ Birthday (Month) \_\_\_\_\_ (Day) \_\_\_\_\_

(Newsletters are sent electronically; emails are not shared.)

Quilting Level: Beginner Intermediate Advanced

Do you have an area of special interest? \_\_\_\_\_ (e.g., applique, art quilts, hand or machine quilting)

I am interested in serving as an officer:

Pres. \_\_\_\_\_ Vice-Pres. \_\_\_\_\_ Treasurer \_\_\_\_\_ Secretary \_\_\_\_\_ Corresponding Sec. \_\_\_\_\_

I am interested in serving on the following committee(s):

Quilt Show \_\_\_\_\_ Community Service \_\_\_\_\_ Block of the Month \_\_\_\_\_ Newsletter Block \_\_\_\_\_ Boutique \_\_\_\_\_

Workshops \_\_\_\_\_ Membership \_\_\_\_\_ North Quarter Rep. \_\_\_\_\_ Refreshments \_\_\_\_\_ Hospitality/Greeters \_\_\_\_\_

**Expectations of ASQG membership: know and follow our bylaws and standing rules. Participate in community service projects. *Participate in our quilt show and sell or purchase your allotted opportunity quilt tickets.***

Signed \_\_\_\_\_ Date \_\_\_\_\_

**GUIDELINES****QUILT REGISTRATION DEADLINE: THURSDAY, SEPTEMBER 5th, 2024**

**Quilt Registration Forms:** Quilt Registration forms are available in the ASQG newsletter, at the July and at the August General Meetings. Note: A separate form is required for each quilt being submitted.

**Master or Artisan:** To determine Master or Artisan classification refer to the chart on the back.

**Quilt Category Definitions:**

Applique:

- Hand Applique: More than 50% of the work in these quilts is hand applique.
- Machine Applique: In these quilts, more than 50% is machine applique work.

**Art:** These quilts are non-traditional in form and composition. They may include embellishments and elements other than fabric. Examples of these quilts are landscapes, collages, etc.

- The design for this quilt is the exhibitor's original work.
- The design for this quilt was created by someone other than the exhibitor.
- Group/Challenge: Three or more individuals have made these quilts. Examples are round robin, progressive or challenge quilts as well as small group projects. The intent is to display them together.
- Hand Embroidery: Hand embroidery appears in more than 50% of these quilts.
- Innovative: In these quilts, traditional blocks have been modified by different techniques including but not limited to having different angles, curves, off-kilter piecing, or 3-D in appearance, etc.
- Mixed (Applique and Pieced)
- Pieced: More than 50% of these quilts are made up of recognizable traditional blocks.
- Other: Other includes wool, whole cloth, stenciled, stamped, painted, machine embroidery, and kits.

**Quilt Preparation**

- ALL QUILTS:**
  - Attach a 4" sleeve along the top of the quilt on the back
  - Attach a label on the back of the quilt with your name, address and phone number.
  - Place your quilt in a pillowcase and identify the pillowcase with your name and phone number
- JUDGED QUILTS:**
  - Cover the label on the back of the quilt that has your name, address and phone number.
  - Deliver your quilt to Honey Run Quilters between 9 and 10 a.m. **Thursday, October 31<sup>st</sup>**
  - \$8.00 Entry Fee for each Judged Quilt (Checks payable to ASQG)  
Mail to: Cynthia Carlson, 2386 Moyer Way, Chico, CA 95926 OR bring to ASQG Meeting
- EXHIBIT ONLY QUILTS:**

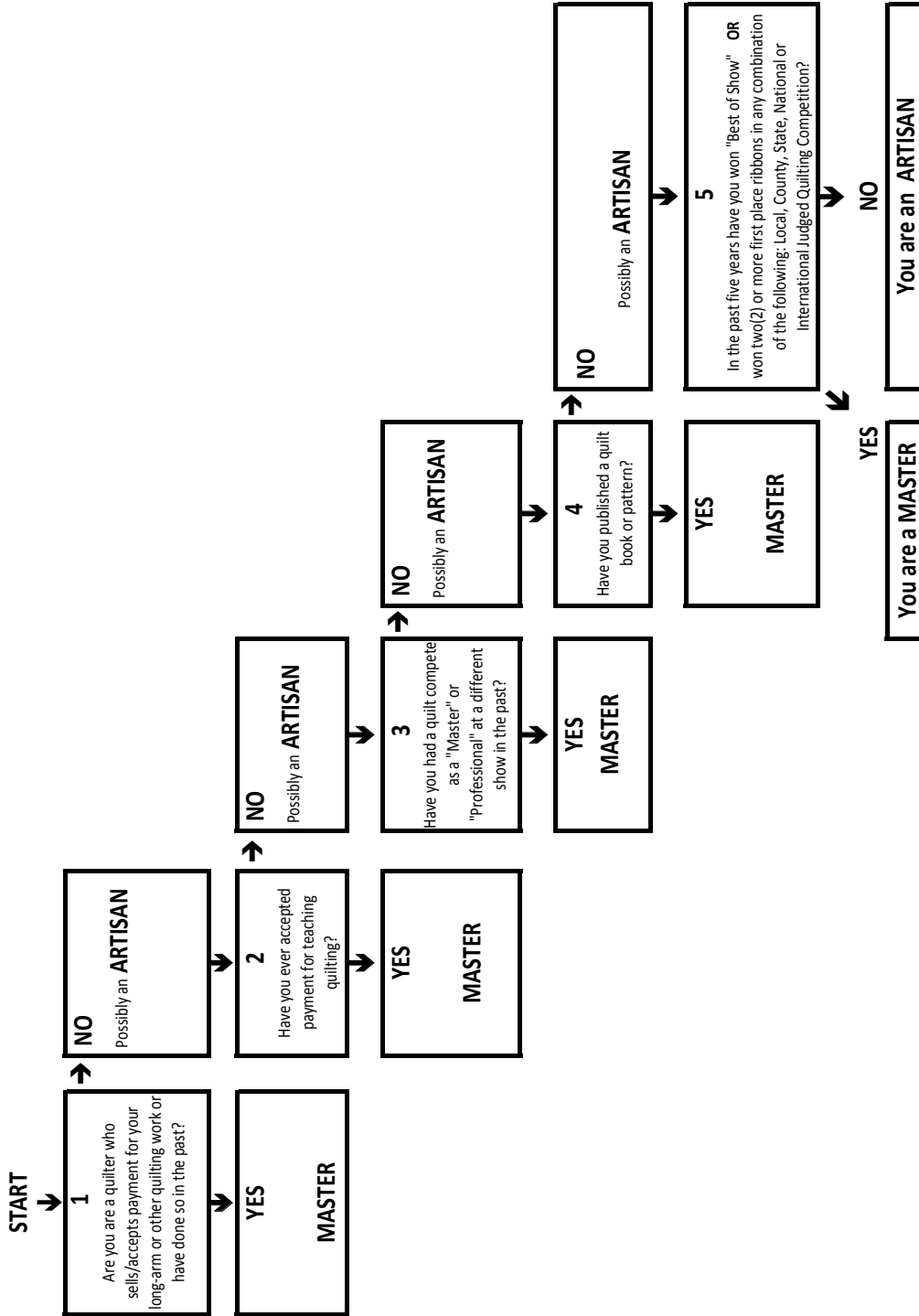
Deliver your quilts to the Silver Dollar Fairgrounds **Friday November 1st** as follows:

Last Name	9 - 10 am (A - L)	10 - 11 am (M - Z)
-----------	-------------------	--------------------
- QUILT RETURN:**
  - Quilt pick-up will begin **no earlier than 5:00 pm Sunday, November 3<sup>rd</sup>, 2024.**
  - The owner's receipt must be presented at the time of pickup.

*If you have any questions or cannot deliver the quilt for any reason please call Cynthia Carlson at 707-888-0474*

## Annie Star Harvest Quilt Show 2024

How to determine into which grouping, (MASTER or ARTISAN) to place your quilt.



If you have any questions or cannot deliver the quilt for any reason please call Cynthia Carlson at 707-888-0474

**ANNIE'S STAR QUILT GUILD (ASQG)**

Quilt Show: November 2nd and 3rd, 2024 Registration Form

QUILT REGISTRATION DEADLINE IS: THURSDAY, SEPTEMBER 5th, 2024

\*\*\* Use a separate form for each quilt being exhibited or judged \*\*\*

**Exhibitor Name:** \_\_\_\_\_ **Preferred Phone #** \_\_\_\_\_

*(Exhibitor must be an ASQG member)*

**Classification:** (Select one):  Master  Artisan

*(Refer to ASQG Guidelines for explanation.)*

**Entry:** (Select one):  Exhibit Only (No Fee)  Judged and Exhibited (\$8.00 fee) \_\_\_\_\_

If you are submitting more than one quilt, circle the priority number for this quilt: 1 2 3 4 5 6

**Name of the Quilt:** \_\_\_\_\_

*(Quilts may not be previously shown in an ASQG Quilt Show)*

**Pattern Name/Designer:** \_\_\_\_\_ **Year Made:** \_\_\_\_\_ **Quilt Color:** \_\_\_\_\_

<b>Quilt Category:</b> (Select one) <i>Refer to ASQG Guidelines for definitions</i>	<b>Width:</b>	<b>Length:</b>	<b>Quilting Technique</b> (Select one)
Applique (More than 50%) <input type="checkbox"/> Hand Applique (More than 50%) <input type="checkbox"/> Machine Applique (More than 50%) Art <input type="checkbox"/> Exhibitor's Original Design <input type="checkbox"/> Design reproduced by exhibitor <input type="checkbox"/> Group/Challenge Project *  Group Name _____ <input type="checkbox"/> Hand Embroidery (More than 50%) <input type="checkbox"/> Innovative <input type="checkbox"/> Mixed (Applique and Pieced) <input type="checkbox"/> Pieced (More than 50%) <input type="checkbox"/> Other	(Measurements to be rounded <b>up</b> to the nearest whole inch)	* Displayed Together	<input type="checkbox"/> Hand quilted <input type="checkbox"/> Machine quilted by the exhibitor <input type="checkbox"/> Machine quilted by a professional  _____ (name)

**QUILT STORY** (The story/history of this quilt; 50 words or less)

NOTE: More Information →

*If you have any questions or cannot deliver the quilt for any reason please call Cynthia Carlson at 707-888-0474*



**ALL QUILTS:**

**REMEMBER TO**

- Attach a 4" sleeve along the top of the quilt on the back
- Attach a label on the back of the quilt with your name, address and phone number.
- Place your quilt in a pillowcase and identify the pillowcase with your name and phone number

**JUDGED QUILTS:**

- Cover the label on the back of the quilt that has your name, address and phone number.
- Deliver your quilt to Honey Run Quilters between 9 and 10 a.m. on **Thursday, October 31<sup>st</sup>**
- \$8.00 Entry Fee for each Judged Quilt (Checks payable to ASQG)  
Mail to: Cynthia Carlson, 2386 Moyer Way, Chico, CA 95926 OR bring to ASQG Meeting
- By signing below, I agree to abide by the rules and decisions of the Judge.  
I understand that the Judge and Judging Committee has the right to re-categorize any entry.

\_\_\_\_\_ Date: \_\_\_\_\_  
Signature

**EXHIBIT ONLY QUILTS:**

Deliver your quilts to the Silver Dollar Fairgrounds on  
**Friday, November 1st** as follows by last name:  
9 - 10 am (A - L)  
10 - 11 am (M - Z)

**QUILT RETURN:**


- Quilt pick-up will begin **no earlier than 5:00 pm Sunday, November 3<sup>rd</sup>, 2024.**
- The owner's receipt must be presented at the time of pickup.

*If you have any questions or cannot deliver the quilt for any reason please call Cynthia Carlson at 707-888-0474*

## Officers & Chairs for 2023–2024

### Officers

President • Peggy Arms  
Vice President • Laura Yanez  
Treasurer • Linda Austin  
Secretary • Missie Carpenter (Guild),  
Judy Riley (Board)  
Corresponding Secretary • Yvette Borden



### Committee Chairwomen

Block of the Month • Judy Riley and Carol Golden  
Boutique • Teresa Yocum  
Community Service • Kathy Thomas  
and Denise VanLaan  
Current Events • Missie Carpenter  
Fat Quarters • Ronda Mensching & Karen Giles  
Hospitality • Betty Dimmitt, Betty Volker, Judy Noble  
Librarian • Jean Ping  
Membership • Linda Austin  
Newsletter Editor • Carla Resnick  
Newsletter Block • Frances Perata, Nancy McCartney,  
and Karen Crabtree  
Opportunity Quilt • **OPEN**  
Venue Coordinator • Molly Fuller  
Parliamentarian • Judy Riley  
Property Manager • Kristy Thomas  
Quilt Challenge • Beth Carlson and Applique group  
Quilt Show 2024 • Judy Riley  
Quilt Guilds of North Quarter Rep • Sue Good  
Refreshments • Suzanne Steel  
Small Group • Betty Volker  
Social Media • Carol Golden (Facebook)  
Webmaster • Laura Yanez  
Workshops • Teresa Yocum

## Message From Correspondence Secretary Yvette Borden

If you know anyone that needs a little cheer or  
get-well message, please contact me by cell or  
text at: (530) 781 3612, or email  
at: uncreyente@yahoo.com.

## General Information

### Meetings - No July Meeting

Guild meetings are held at 7 p.m. on the first  
Thursday of the month at The Center for Spiritual  
Living, 14 Hillary Lane, Chico, CA 95973.  
Doors open at 6:30 p.m. Visitors are welcome;  
however, if we have a guest speaker there is a  
\$5.00 charge per person.  
Annual Dues: \$35.00

### Social Media / Facebook by Carol Golden

I try to stay current with events and happenings of  
our ASQG members and post them on our ASQG  
Facebook page. If you have quilts or examples of  
pieces you have done from a guild workshop or  
class at a quilt shop, please email your photo and  
a brief explanation to: carolgolden69@gmail.com  
to be included on our Facebook page:

[https://www.facebook.com/  
AnniesStarQuiltGuild/](https://www.facebook.com/AnniesStarQuiltGuild/)

You don't have to have an account to see what is  
there; just click on link.

### Newsletter Submissions

Submissions are due the second Saturday of the  
month. **Email submissions to Carla Resnick at**  
[cfresnick@gmail.com](mailto:cfresnick@gmail.com)

### Newsletter Advertisements

For advertising information, please contact:  
Linda Austin

Business card: \$7/mo or \$75/year

Quarter page: \$12/mo or \$139/year

Half page: \$17/mo or \$180/year

Whole page: \$22/mo or \$240/year



**Upcoming Classes for  
July 2024:**

**Halloween Mystery  
Quilt**

Make a different block  
each month!

**Instructor: Annette  
Guffy**

**Cost: \$20 per session  
July 6th & 13th**



**Beginning Sewing**

Learn or re-learn the basics  
of successfully using your  
machine.

**Instructor: Patti Taylor**

**Cost: \$30  
July 12th**



**Machine Embroidery  
UFO & Kimberbell**

**Digital Dealer Exclusive**  
Get help with this month's  
DDE or any other  
embroidery project.

**Instructor: Annette Guffy**

**Cost: \$20  
July 12th**



**Riley Blake Door  
Banner/Wall Hanger  
Monthly**

We'll be making a  
different door banner/  
wall hanger each month!

**Instructor: Annette Guffy**

**Cost: \$30  
July 14th**



**Wild Women Wednesday**

Hands-on learning in IQ  
Designer for Solaris.

**Instructor: Janice West**

**Cost: \$40  
July 17th**



**Sol Sisters Saturday**

Hands-on learning in IQ  
Designer for Solaris.

**Instructor: Janice West**

**Cost: \$40  
July 20th**



**Fearless Serging w/Janice**

Learn some great techniques &  
make some festive placemats  
for your dining table!

**Instructor: Janice West**

**Cost: \$35  
July 21st**



**Terri Clary's Classes:**

**UFO w/Terri**

Bring your quilting projects  
and get help finishing them!

**Instructor: Terri Clary**

**Cost: \$16 per session  
July 15th**



**Follow us on**



**Instagram**

Visit [cathyssewandvac.com](http://cathyssewandvac.com) for more information



The Quilt Corral  
(530) 934-8116 quiltcorral2488@att.net  
245 W. Wood Street, Willows, CA, 95988  
Current Hours:  
Monday-Saturday: 10 a.m.-3 p.m.  
Closed Sunday

**sew smart**  
SUPPLIES  
8064 Hwy 99E Los Molinos, CA. 96055

**Joyce**

**New Fabric Weekly**

**We hope to see you all soon!**

**Tammy**

**Hours**  
**Tues. - Sat.**  
**10:00 AM - 3:00 PM**  
After Hours Appointments Available

**Amanda**

Bring Coupon in for 20% Off Purchase  
Expires 2/1/2022

75319523848

# The Quilt



# Basket

The Quilt Basket  
Shop Online

[www.thequiltbasket.net](http://www.thequiltbasket.net)

[angie.thequiltbasket@gmail.com](mailto:angie.thequiltbasket@gmail.com)

## The Quilt Basket

[www.thequiltbasket.net](http://www.thequiltbasket.net)

**530-586-4111 • [angie.thequiltbasket@gmail.com](mailto:angie.thequiltbasket@gmail.com)**

\* Online Shopping \* Register for Classes Online

Our online store is still open.

Our block of the month will be taught at Sew Smart Supplies in Los Molinas.

We will be still sending emails, and posting a calendar of event on our website.

If you don't find what you need call the shop number

530-586-4111 Angie will get back to you as soon as possible.



## Friends Around the Block Quilt Shop

Join us in the shop, OR shop online

[www.friendsaroundtheblock.com](http://www.friendsaroundtheblock.com)

We also offer classes and longarm services.

Friends Around the Block (530) 458-7467

[friendsaroundtheblock@outlook.com](mailto:friendsaroundtheblock@outlook.com)

211 8th Street, Colusa, CA 95932

Hours: Monday – Friday, 9am – 4pm

Saturday 10am – 2pm

Closed Sunday



<https://www.facebook.com/friendsaroundtheblock>



**View our class calendar online!**

**2418 Cohasset Rd., Chico**

**530-895-8055**

**[cathyssewvac@aol.com](mailto:cathyssewvac@aol.com)**



Honey Run Quilters

**Honey Run Quilters**

**530-342-5464**

**[honeyrunquilters@gmail.com](mailto:honeyrunquilters@gmail.com)**



Open Monday-Friday 10 a.m. – 3 p.m.  
Saturdays by appointment only

“Culture” can be defined as all the ways of life including arts, beliefs and institutions of a population that are passed down from generation to generation.

Sign up online for our monthly newsletter!

Ongoing class list on our website

Check us out on Facebook and Instagram

[Natalie@quiltculture.art](mailto:Natalie@quiltculture.art) (530) 321-8833

**Website** [www.quiltculture.art](http://www.quiltculture.art)

**YouTube** <https://www.youtube.com/channel/UCdd9T4cSHMnBxytnkEfYk3g>

**Facebook** <https://www.facebook.com/quiltculturejoy>

**Instagram** [@quilt\\_culture](https://www.instagram.com/quilt_culture)



[www.moonlightquilters.com](http://www.moonlightquilters.com)

530-809-2578

We love hearing from you! Please call during business hours, message our Instagram/Facebook us, or snail mail. Getting letters is fun! If you use our products and post a picture, please tag or #moonlightquilters. If you have any questions, please contact us:

Phone: Monday to Friday 9–6 PST, 530-809-2578. We love talking to customers about your projects.

Address: Moonlight Quilters, PO Box 701, Durham CA 95938

Facebook: Moonlight Quilters

Instagram: @MoonlightQuilters

## Newsletter Block

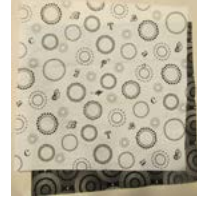
---

### Due at our August Meeting

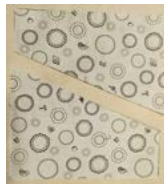
Two pieces of fabric: one mostly black and one mostly white

Cut these pieces 9-1/2" square

Place both RIGHT SIDES UP, one on top of the other.



Align these squares and both pieces.




make a diagonal cut across

Cut a bright piece of solid

fabric 1-1/2" x 12".

Sew one of these in between one white and one black piece of fabric.



You will have 2 blocks. Square up to 9" x 9

Questions: call Frances Perata at 893-5231