

Annie's Star Quilt Guild

September 2024 • Volume 47, Issue 3

asqg.org

From Your President

Kelly Knox, President

Hello Annie's Star!

I am honored to serve as your president for the 2024–2025 term. With our quilt show just around the corner, we have much to do! I know that the combined efforts of each and every member will ensure that we have another successful show. This is our opportunity to share our love of quilt making with the greater community, to inspire creativity in others and to welcome new folks into our organization. It is also a wonderful opportunity to celebrate each other and to shop, shop, shop.

We have a terrific team for this term and still have some room for those of you interested in becoming more involved. Please consider the following open committee positions: Newsletter Block, Opportunity Quilt 2026, Property Manager, and Refreshments. Your time, talent and input

is what makes our guild successful and more importantly, something special that we are all a part of.

It is my hope that this new term brings an abundance of good works, collegiality, laughter and kindness. I want each and every member to feel pride and acceptance and I want to see our guild grow! Let's all plant the seeds and spread the love of quilt making throughout our towns and open our doors to many new members!

September's meeting will be a busy one. Having your membership paperwork and quilt registration forms completed prior to the meeting will expedite processes. Don't forget to bring your Community Service projects and donations for Annie's Attic and the Boutique. I look forward to seeing each and every one of you on the 5th.

Newsletter Contents

From Your President	1	Opportunity Quilt sale tickets	4
A Letter from your Vice President	2	Quilt Show Pre-sale Tickets	4
Current Events	2	Christmas Placemats Update	4
Pick-a-Prize	2	Community Service Report	4
Workshops	2	ASQG General Meeting Minutes	5
Quilt Show 2024	3	Officers & Chairs for 2024–2025	6
Check in at Meetings	4	General Information	6
Small Groups	4	September Birthdays	7
Annie's Attic	4	Newsletter Block: Halloween	17

A Letter from your Vice President

Sharon Ouimet, Vice President

I am very excited to be setting up the speakers for 2025-2026. I recently retired from a career as a Flight Attendant for a major airline. As such, I lived in various places during my career. While living in Houston, I very much enjoyed attending the International Quilt Festival in Texas for two years in a row. It was there that I bought my Brother sewing machine. I listened to some wonderful speakers and volunteered to help hang the quilts pre-show. Not all the speaker sessions were full, so I was able to drop-in on some unfilled sessions. I learned so much at Festival and loved everything about it.

I also attended the Modern Quilt Guild international show in Austin, Texas during my time in Houston. It was fabulous and for a much smaller show, it was enthralling.

Later, while living in Chicago, I attended the Chicago International Quilt Festival and had a great time learning to long-arm in a two-day class there.

I have been quilting since about 2008 and started by hand-piecing my first quilt in a weekly beginner class featuring the book, It's "El"ementary, by

Eleanor Burns. I was able to keep up with the machine sewing in that class, but soon bought my first sewing machine for piecing; a "Hello Kitty" sewing machine by Janome.

As we plan out our speakers, I have noticed that not all the workshops are well attended. I would love your input on this. Is it because you are too busy, or the workshops are too expensive? Do you work on Fridays and cannot attend? Is the quilting too hard or too easy? Drop me a text and let me know. 530-774-0106. Your opinion will remain confidential. Include your first name so I can respond back.

Linda Ballard is our speaker for September 2024.

Linda holds retreats and cruises and the price of our workshop is such a deal. Normally a three-day retreat with Ms. Ballard runs \$295 to \$275. What a deal we are getting for our workshop in September. I sure hope you sign up as we have not filled the workshop yet. Linda's website is Letsquilt.com. Check it out.

That's all for now. Happy Sewing!

Current Events

Missie Carpenter

As of this date, these events are still happening, but before hitting the road to go, it might be wise to verify via the internet that there have been no cancellations.

Aug. 31–Sept. 1: Shasta Lily quilt show, Mt. Shasta High School gymnasium, Mt. Shasta.

Sept. 20–21: Quilters Sew-Ciety of Redding quilt show, Shasta District Fairgrounds, Anderson.

Sept. 20–21: Sierra Quilt Guild of Tuolumne County quilt show, Mother Lode Fairgrounds, Sonora.

Oct. 19–20: Ridge Quilters of Paradise quilt show, Elks Lodge, Paradise.

Nov. 2–3: Annie's Star Quilt Guild quilt show, Silver Dollar Fairgrounds, Chico.

Pick-a-Prize

Char Miller

Quilters! I need your help. If everyone donated at least one item for Pick-a-Prize just think how stuffed our baskets would be! I know there's a cat basket, dog basket, a doll basket, and a barbecue basket. I accept everything: lotion, fabric patterns, bedding.

Make a hot pad, apron, placemats, microwave hot bowls. Please bring it to Septembers meeting and I would like to see a lot items. Thank you!

Workshops

Teresa Yocum

Fractured Crystals taught by Linda Ballard

September 6, Friday 10–4

\$40.00 for members, \$45.00 for non-members.

Please sign up and support your guild.

Quilt Show 2024

Judy Riley, 2024 Quilt Show Coordinator

At Least One Quilt from each ASQG member for the Quilt show!

We are three months from our quilt show.

Quilt Registration is open until the September Guild meeting. Please get your quilts registered (forms are in this newsletter). We need your quilts to make our show a success!

We have good news! We are moving the Quilt Show from the Education bldg. to the Commercial Building at the Silver Dollar fairgrounds! A well-lit building that does not leak when it rains and without cracked and uneven floors. The education building has served the guild very well over the years and I will miss its spacious halls, but the time has come for it to be torn down and replaced.

And more good news. If you wish to offer your quilts placed in the show for sale, You can! Please read and follow the guideline to sell your quilts at the 2024 ASQG Quilt Show.

Quilt for Sale by Owner Guidelines.

- The owner of the quilt will attach the For Sale by Owner tag to their quilt. ASQG will supply the For Sale by Owners tags. (available at the quilt show table)
- Attach the tag to the front of the quilt in the bottom left corner.
- The owner will use safety pins to attach the tag. NO STRAIGHT PINS.
- The tag MUST be on the quilt at the time the owner submits the quilt for Quilt Registration on Friday, Nov. 1.
- ASQG is NOT responsible for collecting any monies for the sale of member quilts.
- The ASQG member/owner will NOT transfer ownership of the quilt until AFTER the member has retrieved their quilts at the conclusion of the show.
- The transfer of ownership will occur OUTSIDE of the Commercial bldg.

The Key Dates for our quilt show cycle are:

- Aug. guild meeting – Quilt show committee volunteer signups.
- Aug. – Distribute Quilt Show Posters to quilt shops.
- **Sept. guild meeting – Quilt registration closes.**
- Sept. guild meeting – Quilt show committee volunteer signups.
- Oct. guild meeting – Quilt show committee volunteer signups.
- Oct. – Distribute yard signs and banner, small posters to other locations.
- Oct. 31st – Quilt show setup activities begin at Commercial Bldg.
- Oct. 31st – **Quilts Judged at Cathy's**
- Nov. 1st – Quilt show setup day. **Members deliver their quilts to the fairgrounds Commercial Bldg.**
- Nov. 2 – 3 – ASQG 2024 Quilt Show

The next quilt show meeting is Aug. 28th.

6:30 p.m. at Cindy Needham's Studio on Mangrove

It Takes a Village to Put On a Quilt Show

The August 1st meeting started the sign-ups to work the Quilt Show at our various Annie's committees. A big thank you to all who signed up! But we need more of you to please volunteer. Committee chairs will be present at the sign-up table at the September guild meeting so come and sign up to work at the show. Not only is working the quilt show fun you get free admission to the quilt show after your shift to browse and shop. The typical work shift is two hours. Join in!

Check in at Meetings

SIGN-IN, please! The Hostess Committee would like to remind you to check in with us at the front door before the meeting! Thank you.

Small Groups

Betty Volker, Small Group Coordinator

New/returning member? Or just finding more time for fun.

Join a small group!

Call or text Betty for more info. 530-588-8918.

<https://asqg.org/small-groups>

Annie's Attic

Kristy Thomas

Thank you, everyone for your donations. They are wonderful.

The September guild meeting will be the last time donations will be excepted. Need time to price items.

If you still need to clean out that closet time is running out!

Don't forget to sign up to work your favorite venue, like Annie's Attic.

Call Kristy Thomas 530-774-7618 for pickup.

Opportunity Quilt sale tickets

Please remember to turn in your ticket money at the next two guild meetings.

Quilt Show Pre-sale Tickets

Pre-sale tickets go on sale September 5th.

\$8.00 good for both days. Buy them at the September or October guild meetings or call Kristy Thomas, 530-774-7618

Christmas Placemats Update

Frances Perata

Thanks to all you quilters who made Christmas placemats. I'm in awe! Incredible! You really came through for me (and Meals on Wheels). I have 98 of them now, so I'm good until next year. If you have some of my kits, please complete and turn them in. I can always use them next year.

Community Service Report

Kathy Thomas, Community Service Chair

Many of you may not know, but I have agreed to continue as the Chairperson for the Community Service Committee. I very much enjoy this position and am proud of what our Guild does for our community. The success of our service is only possible with the help of all of our members. Denise Van Laan and Dorothy Van Pelt have volunteered to assist me with my duties.

Following are the recipients of our donations **and** the leaders of each of our projects:

Meals on Wheels: Frances Perata

The Esplanade House: Nancy McCartney

Butte County Youth and Family Programs: Millie Lofgren and Nancy McCartney

Sutter Health Center Child Life Program: Karen Van Sickle (Pillow Cases), Dianne Fritter (Heart Pillows), Sue McHarg (Bead Bags), Teresa Yokum and Tania Nichols (Dolls)

GWARP Salvation Army: Barbara Kelly

North Valley Catholic Social Services, Baby Steps Program: Kathy Thomas

Butte Humane Society: Donna Fox

Catalyst: Chris Gulick

Enloe Hospital: Kathy Moran

September 1st is the beginning of a new fiscal year for our Guild. In order for me to complete the year-end report, I will need all distribution receipts as soon as possible. If you have delivered any donations and have not yet turned in the paperwork, please send me a text or email.

Any member interested in getting more involved with the Community Service Committee, can contact me at the next meeting, by email, text or phone.

ASQG General Meeting Minutes

August 1, 2024

Missie Carpenter, Recording Secretary

President Peggy Arms called the meeting to order at 7 p.m. She welcomed everyone to our new meeting place, Center for Spiritual Living. There were 8 guests present, 57 members present.

Trevor is our audio-visual aide for our meetings.

The minutes of the June meeting were approved. M: Janet Bertagna, 2nd: Char Miller.

The break room (adjacent room) has all the committee tables and activities.

Old Business:

Linda Austin, the present Treasurer, is in possession of "The Square" credit card reader. Peggy has made a special bag for it and all its accessories, zippered, labeled and instructions affixed. The Treasurer is in charge of this device. At the quilt show it will be used at the Boutique and Annie's Attic. Users will be given training on how to use it.

There are wreaths available to be taken and decorated to be used for decorations at the quilt show.

New Business:

Jean Ping/incoming Parliamentarian, Judy Riley/outgoing Parliamentarian and Peggy Arms met to review our by-laws. They have made some revisions which will be emailed to members in a blast, and they will be voted on at the Sept. meeting.

New Slate of Officers for 2024-2025:

President: Kelly Knox

Vice-President: Sharon Ouimet

Treasurer: Missie Carpenter

Recording Secretary: Rachelle Livingston

Corresponding Secretary: Suzanne Steel

The new slate of officers for 2024-2025 is accepted. M: Ronda Mensching, 2nd: Judy Noble

All members are invited to attend board meetings. The August board meeting is our In-Out meeting where outgoing board members hand off their duties to the new incoming board members. It will be held Thursday, August 8 at Sewmates Studio.

Committee Reports:

FQ/Ronda Mensching: needs customers!!! Come see her in next room! \$1.50/ticket.

Workshops/Teresa Yocum: tomorrow is pumpkin workshop with Donna Greenwald (\$25). Sept. workshop is Linda Ballard "Fractured Crystals", \$40.

Boutique/Teresa Y.: next event is Durham Harvest Festival on Sept. 15. Need volunteers to work the shifts;

clipboard is being circulated for sign-ups.

Kristy Thomas/Opportunity Quilt ticket sales: turn in your tickets! Quilt show pre-sale tickets will be available in Sept. for \$8. Beth Carlson showed the "Mini OQ" (made by Applique Group) to be awarded to seller of most tickets as incentive.

BOM/Carol Golden, Judy Riley: this is their last time doing the block.

Community Service/Millie Lofgren spoke for Kathy Thomas and Dorothy VanPelt. Stash/Workday is always first Tuesday of the month at Honey Run classroom, from 9-4. Tonight there are 7 quilt tops that needing binding. Quite a few quilts were turned in tonight.

Library/Jean Ping: has 2 books available for drawing tonight.

Quilt Show/Judy Riley: quilt show is in 3 months! Sign ups to work the show are in the break room. The different jobs have job descriptions to help you know your duties. If you wish to sell one of your quilts during the show, there are guidelines available as to how to go about this. Suzanne Steel has posters (2 sizes) available for distribution, the smaller ones will go out in Oct.

Membership/Ronda Mensching, Peggy Arms are accepting membership forms/dues.

Visiting Opportunity Quilt from Folsom Quilt Guild. Buy tickets!

Frances Perata/ Placemats (Meals on Wheels), I Spy kits available.

Newsletter Block/Frances Perata, Karen Crabtree, Nancy McCartney would like to "retire" from this job. Next month's block samples available for viewing.

VP Laura Yanez presented outgoing president Peggy Arms with President's blocks in appreciation for all her hard work the past year.

VP Laura Y introduced our speaker, Arlene Arnold, whose lecture celebrates our 250th anniversary in 2026.

BREAK.

Drawings: BOM: Dorothy VanPelt

Library: Char Miller, Cathy Jenks

Newsletter Block: Missie Carpenter


FQ: Janet Bertagna, Sue Juanarena, Frieda White, Bonnie Crocker

Meeting adjourned at 9:10 p.m.

Officers & Chairs for 2024–2025

Officers

President • Kelly Knox
Vice President • Sharon Ouimet
Treasurer • Missie Carpenter
Secretary • Rochelle Livingston
Corresponding Secretary • Suzanne Steel



Committee Chairwomen

Block of the Month • Amanda Andres
Boutique • Teresa Yocum
Community Service • Kathy Thomas
Current Events • Missie Carpenter
Fat Quarters • Ronda Mensching & Karen Giles
Hospitality • Betty Volker, Judy Noble, Peggy Arms
Librarian • Jean Ping
Membership • Peggy Arms & Ronda Mensching
Newsletter Editor • Carla Resnick
Newsletter Block • **OPEN**
Opportunity Quilt • **OPEN**
Venue Coordinator • Molly Fuller
Parliamentarian • Jean Ping
Property Manager • **OPEN**
Quilt Challenge • Grace & Bonnie Crocker
Quilt Show 2024 • Judy Riley
Quilt Guilds of North Quarter Rep • Sue Good
Refreshments • **OPEN**
Small Groups • Betty Volker
Social Media • Carol Golden (Facebook)
Webmaster • Laura Yanez
Workshops • Chris Gullick, Frieda White

General Information

Meetings

Guild meetings are held at 7 p.m. on the first Thursday of the month at The Center for Spiritual Living, 14 Hillary Lane, Chico, CA 95973. Doors open at 6:30 p.m. Visitors are welcome; however, if we have a guest speaker there is a \$5.00 charge per person.
Annual Dues: \$35.00

Social Media / Facebook by Carol Golden

I try to stay current with events and happenings of our ASQG members and post them on our ASQG Facebook page. If you have quilts or examples of pieces you have done from a guild workshop or class at a quilt shop, please email your photo and a brief explanation to: carolgolden69@gmail.com to be included on our Facebook page:

<https://www.facebook.com/AnniesStarQuiltGuild/>

You don't have to have an account to see what is there; just click on link.

Newsletter Submissions

Submissions are due the second Saturday of the month. **Email submissions to Carla Resnick at cfresnick@gmail.com**

Newsletter Advertisements

For advertising information, please contact:
Linda Austin

Business card: \$7/mo or \$75/year

Quarter page: \$12/mo or \$139/year

Half page: \$17/mo or \$180/year

Whole page: \$22/mo or \$240/year

September Birthdays

Happy Birthday

Pam Bush	6
Rochelle Livingston	7
Leatha King	13
Marti Retzer	13
Robbie Libby	16
Marie Schymberg	18
Judy Noble	21
Ria Poldervaart	23
Linda Austin	26
Ann Slocum	27
Cyndy Wright	28
Meg Wyeth	28




Lone Star, Unidentified Maker (Pennsylvania)
ca. 1850-1875

Smithsonian American Art Museum, Gift of Raymond
Vlasin and family, with deepest appreciation for the many
friends with whom Claire Vlasin quilted

Next Meeting • Thursday, September 5, 2024 at 7 p.m.

The Center for Spiritual Living, 14 Hillary Lane

Quilters with September Birthdays, please bring a refreshment to share.



Find us on 

<https://www.facebook.com/AnniesStarQuiltGuild/>

Check Number: _____

Cash: _____

Credit card: _____

Date Paid: _____

Amount: _____

ANNIE'S STAR QUILT GUILD

MEMBERSHIP FORM

Welcome to Annie's Star Quilt Guild. Please fill in the following form, even if you are a returning member. Please write as clearly as possible, especially email addresses and phone numbers. Dues for the 2024-2025 membership are \$35.00. Senior members are free, if they choose. Please make checks payable to ASQG. Dues are due Sept. 1, 2024, and considered delinquent by Nov. 1, 2024. You may turn in your completed form and payment in person at Guild meetings or mail it to: Ronda Mensching 4153 Rio Grande Dr., Chico 95973 or Peggy Arms, 5609 Anita Road, Chico 95973. If you have any questions, call Ronda at 530-774-4705 or Peggy at 530-327-8954. If you know of someone who might be interested in joining the guild, please provide them with this form.

Returning member _____ New member _____ Senior Member (80 and over) _____

Name: _____

Address: _____

Home Phone: _____ Cell Phone: _____

E-Mail: _____ Birthday (Month) _____ (Day) _____

(Newsletters are sent electronically; emails are not shared.)

Quilting Level: Beginner Intermediate Advanced

Do you have an area of special interest? _____ (e.g., applique, art quilts, hand or machine quilting)

I am interested in serving as an officer:

Pres. _____ Vice-Pres. _____ Treasurer _____ Secretary _____ Corresponding Sec. _____

I am interested in serving on the following committee(s):

Quilt Show _____ Community Service _____ Block of the Month _____ Newsletter Block _____ Boutique _____

Workshops _____ Membership _____ North Quarter Rep. _____ Refreshments _____ Hospitality/Greeters _____

Expectations of ASQG membership: know and follow our bylaws and standing rules. Participate in community service projects. *Participate in our quilt show and sell or purchase your allotted opportunity quilt tickets.*

Signed _____ Date _____

GUIDELINES**QUILT REGISTRATION DEADLINE: THURSDAY, SEPTEMBER 5th, 2024**

Quilt Registration Forms: Quilt Registration forms are available in the ASQG newsletter, at the July and at the August General Meetings. Note: A separate form is required for each quilt being submitted.

Master or Artisan: To determine Master or Artisan classification refer to the chart on the back.

Quilt Category Definitions:

Applique:

- ☐ Hand Applique: More than 50% of the work in these quilts is hand applique.
- ☐ Machine Applique: In these quilts, more than 50% is machine applique work.

Art: These quilts are non-traditional in form and composition. They may include embellishments and elements other than fabric. Examples of these quilts are landscapes, collages, etc.

- ☐ The design for this quilt is the exhibitor's original work.
- ☐ The design for this quilt was created by someone other than the exhibitor.
- ☐ Group/Challenge: Three or more individuals have made these quilts. Examples are round robin, progressive or challenge quilts as well as small group projects. The intent is to display them together.
- ☐ Hand Embroidery: Hand embroidery appears in more than 50% of these quilts.
- ☐ Innovative: In these quilts, traditional blocks have been modified by different techniques including but not limited to having different angles, curves, off-kilter piecing, or 3-D in appearance, etc.
- ☐ Mixed (Applique and Pieced)
- ☐ Pieced: More than 50% of these quilts are made up of recognizable traditional blocks.
- ☐ Other: Other includes wool, whole cloth, stenciled, stamped, painted, machine embroidery, and kits.

Quilt Preparation

- ☐ **ALL QUILTS:**
 - Attach a 4" sleeve along the top of the quilt on the back
 - Attach a label on the back of the quilt with your name, address and phone number.
 - Place your quilt in a pillowcase and identify the pillowcase with your name and phone number
- ☐ **JUDGED QUILTS:**
 - Cover the label on the back of the quilt that has your name, address and phone number.
 - Deliver your quilt to Honey Run Quilters between 9 and 10 a.m. **Thursday, October 31st**
 - \$8.00 Entry Fee for each Judged Quilt (Checks payable to ASQG)

Mail to: Cynthia Carlson, 2386 Moyer Way, Chico, CA 95926 OR bring to ASQG Meeting
- ☐ **EXHIBIT ONLY QUILTS:**

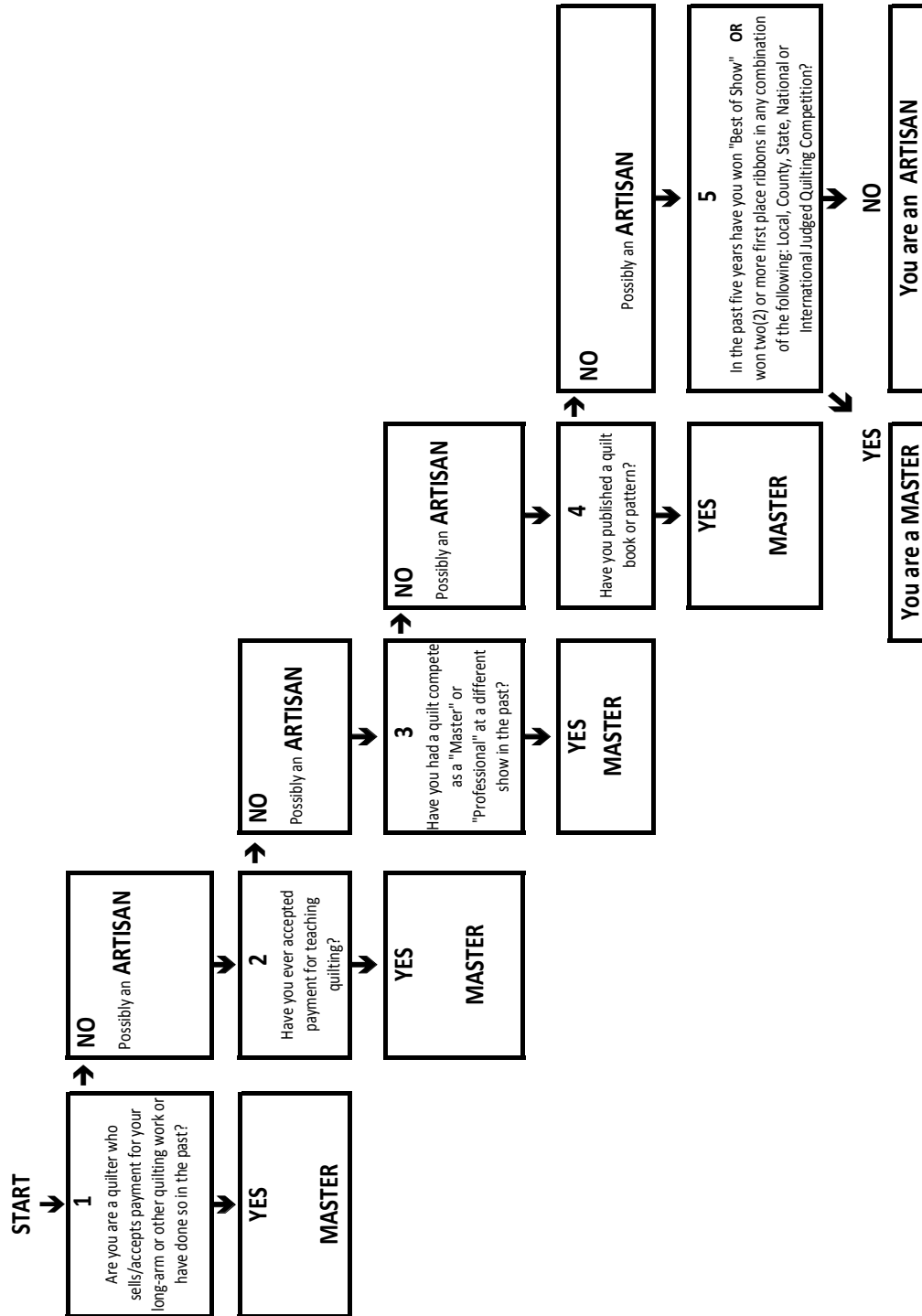
Deliver your quilts to the Silver Dollar Fairgrounds **Friday November 1st** as follows:

Last Name	9 - 10 am (A - L)	10 - 11 am (M - Z)
-----------	-------------------	--------------------
- ☐ **QUILT RETURN:**
 - Quilt pick-up will begin **no earlier than 5:00 pm Sunday, November 3rd, 2024.**
 - The owner's receipt must be presented at the time of pickup.

If you have any questions or cannot deliver the quilt for any reason please call Cynthia Carlson at 707-888-0474

Annie Star Harvest Quilt Show 2024

How to determine into which grouping, (MASTER or ARTISAN) to place your quilt.



Printed: 4/24/24

If you have any questions or cannot deliver the quilt for any reason please call Cynthia Carlson at 707-888-0474

ANNIE'S STAR QUILT GUILD (ASQG)

Quilt Show: November 2nd and 3rd, 2024 Registration Form

QUILT REGISTRATION DEADLINE IS: THURSDAY, SEPTEMBER 5th, 2024

*** Use a separate form for each quilt being exhibited or judged ***

Exhibitor Name: _____ Preferred Phone # _____

(Exhibitor must be an ASQG member)

Classification: (Select one): ☐ Master ☐ Artisan

(Refer to ASQG Guidelines for explanation.)

Entry: (Select one): ☐ Exhibit Only (No Fee) ☐ Judged and Exhibited (\$8.00 fee) _____

☐ If you are submitting more than one quilt, circle the priority number for this quilt: 1 2 3 4 5 6

Name of the Quilt: _____

(Quilts may not be previously shown in an ASQG Quilt Show)

Pattern Name/Designer: _____ Year Made: _____ Quilt Color: _____

Quilt Category: (Select one) Refer to ASQG Guidelines for definitions	Width:	Length:	Quilting Technique (Select one)
Applique (More than 50%) <input type="checkbox"/> Hand Applique (More than 50%) <input type="checkbox"/> Machine Applique (More than 50%) Art <input type="checkbox"/> Exhibitor's Original Design <input type="checkbox"/> Design reproduced by exhibitor <input type="checkbox"/> Group/Challenge Project * Group Name _____ <input type="checkbox"/> Hand Embroidery (More than 50%) <input type="checkbox"/> Innovative <input type="checkbox"/> Mixed (Applique and Pieced) <input type="checkbox"/> Pieced (More than 50%) <input type="checkbox"/> Other			<input type="checkbox"/> Hand quilted <input type="checkbox"/> Machine quilted by the exhibitor <input type="checkbox"/> Machine quilted by a professional _____ (name)
	(Measurements to be rounded up to the nearest whole inch)		
	* Displayed Together		

☐ QUILT STORY (The story/history of this quilt; 50 words or less)

NOTE: More Information →

If you have any questions or cannot deliver the quilt for any reason please call Cynthia Carlson at 707-888-0474

☐ **ALL QUILTS:**

REMEMBER TO

- Attach a 4" sleeve along the top of the quilt on the back
- Attach a label on the back of the quilt with your name, address and phone number.
- Place your quilt in a pillowcase and identify the pillowcase with your name and phone number

☐ **JUDGED QUILTS:**

- Cover the label on the back of the quilt that has your name, address and phone number.
- Deliver your quilt to Honey Run Quilters between 9 and 10 a.m. on **Thursday, October 31st**
- \$8.00 Entry Fee for each Judged Quilt (Checks payable to ASQG)
Mail to: Cynthia Carlson, 2386 Moyer Way, Chico, CA 95926 OR bring to ASQG Meeting
- By signing below, I agree to abide by the rules and decisions of the Judge.
I understand that the Judge and Judging Committee has the right to re-categorize any entry.

_____ Date: _____
Signature

☐ **EXHIBIT ONLY QUILTS:**

Deliver your quilts to the Silver Dollar Fairgrounds on

Friday, November 1st as follows by last name:

9 - 10 am (A - L)

10 - 11 am (M - Z)

☐ **QUILT RETURN:**

- Quilt pick-up will begin **no earlier than 5:00 pm Sunday, November 3rd, 2024.**
- The owner's receipt must be presented at the time of pickup.

If you have any questions or cannot deliver the quilt for any reason please call Cynthia Carlson at 707-888-0474

Upcoming Classes for September 2024:

Halloween Mystery Quilt

Make a different block
each month!

**Instructor: Annette
Guffy**

Cost: \$20 per session
September 7th & 15th



Riley Blake Door Banner/Wall Hanger Monthly

We'll be making a
different door banner/
wall hanger each month!

Instructor: Annette Guffy

Cost: \$30
September 8th



Paper Pieced Sewing Machine

Come paper piece this
adorable sewing machine.

Instructor: Lauren

Cost: \$10
September 12th



Halloween Scan 'N Cut Table Runner

Make this boo-tiful table
runner w/your Scan 'N Cut

Instructor: Lynette Kitajima

Cost: \$20
September 13th



Machine Embroidery UFO & Kimberbell

Digital Dealer Exclusive
Get help with this month's
DDE or any other
embroidery project.

Instructor: Annette Guffy

Cost: \$20
September 13th



Best Friends Quilt Along

Paper piecing at its best! This
is a 6 month class with some
free time to finish the quilt.

Instructor: Cindy Thompson

Cost: \$15 per class
September 14th



Get Acquainted or Reacquainted With Your Solaris

New to using your Solaris
or need a refresher? These
classes are for you!

Instructor: Lynette Kitajima

Cost: \$40 for both sessions
September 17th & 19th



Wild Women Wednesday

Hands-on learning in IQ
Designer for Solaris.

Instructor: Janice West

Cost: \$40
September 18th



Sol Sisters Saturday

Hands-on learning in IQ
Designer for Solaris.

Instructor: Janice West

Cost: \$40
September 21st



Kimberbell Pumpkins & Potions

Come work on this quilt!

Instructor: Lauren

Cost: FREE
September 27th & 28th



Fearless Serging w/Janice
Learn some great techniques &
make some festive placemats
for your dining table!

Instructor: Janice West

Cost: \$35
September 29th



Visit cathyssewandvac.com for more information



The Quilt Corral
(530) 934-8116 quiltcorral2488@att.net
245 W. Wood Street, Willows, CA, 95988
Current Hours:
Monday-Saturday: 10 a.m.-3 p.m.
Closed Sunday

sew smart
SUPPLIES
8064 Hwy 99E Los Molinos, CA. 96055

NEW
New Fabric Weekly

Joyce

We hope to see you all soon!

Tammy

Hours
Tues. - Sat.
10:00 AM - 3:00 PM
After Hours Appointments Available

Amanda

Bring Coupon in for 20% Off Purchase
Expires 2/1/2022

75319523048



The Quilt Basket

www.thequiltbasket.net

530-586-4111 • angie.thequiltbasket@gmail.com

* Online Shopping * Register for Classes Online

Our online store is still open.

Our block of the month will be taught at Sew Smart Supplies in Los Molinas.

We will be still sending emails, and posting a calendar of event on our website.

If you don't find what you need call the shop number


530-586-4111 Angie will get back to you as soon as possible.

The Quilt Basket

Shop Online

www.thequiltbasket.net

angie.thequiltbasket@gmail.com



Friends Around the Block Quilt Shop

Join us in the shop, OR shop online

www.friendsaroundtheblock.com

We also offer classes and longarm services.

Friends Around the Block (530) 458-7467

friendsaroundtheblock@outlook.com

211 8th Street, Colusa, CA 95932

Hours: Monday – Friday, 9am – 4pm

Saturday 10am – 2pm

Closed Sunday



<https://www.facebook.com/friendsaroundtheblock>



View our class calendar [online!](#)

2418 Cohasset Rd., Chico

530-895-8055

cathyssewvac@aol.com



Honey Run Quilters

Honey Run Quilters

530-342-5464

honeyrunquilters@gmail.com



**Open Monday-Friday 10 a.m. – 3 p.m.
Saturdays by appointment only**

“Culture” can be defined as all the ways of life including arts, beliefs and institutions of a population that are passed down from generation to generation.

Sign up online for our monthly newsletter!

Ongoing class list on our website

Check us out on Facebook and Instagram

Natalie@quiltculture.art (530) 321-8833

Website www.quiltculture.art

YouTube <https://www.youtube.com/channel/UCdd9T4cSHMnBxytnkEfYk3g>

Facebook <https://www.facebook.com/quiltculturejoy>

Instagram [@quilt_culture](https://www.instagram.com/quilt_culture)



www.moonlightquilters.com

530-809-2578

We love hearing from you! Please call during business hours, message our Instagram/Facebook us, or snail mail. Getting letters is fun! If you use our products and post a picture, please tag or #moonlightquilters. If you have any questions, please contact us:

Phone: Monday to Friday 9–6 PST, 530-809-2578. We love talking to customers about your projects.

Address: Moonlight Quilters, PO Box 701, Durham CA 95938

Facebook: Moonlight Quilters

Instagram: @MoonlightQuilters

Newsletter Block: Halloween

Due at our October Meeting

Cut an 8" square piece of fabric and decorate with any Halloween figure (witch, witch's hat, pumpkin, cat, spider, web, ghost, haunted house, etc). Use any method you prefer: appliqué, wonder under, paper pieced.



OR, OR IN ADDITION, make a 9 patch out of orange and black fabrics. Cut each piece 3" square. Position any way you like (orange on the outside or black on the outside).



Any questions, call Frances Perata (530) 893-5231