

Annie's Star Quilt Guild

April 2024 • Volume 46, Issue 10

asqg.org

From Your President Peggy Arms, President

APRIL

Don't be fooled!! Spring is here!

Hopefully many of you are busy making pumpkins for the quilt show decorations.

I will bring batting scraps to the April meeting for anyone who needs stuffing. Thank you everyone! We are looking forward to displaying a whole pumpkin patch!

At our April meeting we will have current officers and committee chairs giving pep talks (beyond what's listed here) on their positions in hopes of gaining some volunteers for open spots. We are looking for a new president (the position is really the easiest and loads of fun!), a vice president (to line up speakers...another exciting office!), secretaries for the general meetings and the board meetings, community service (a rewarding job necessary for our non-profit standing), property management (keeper of the storage unit), workshops (lining up workshops with the speakers and sign-ups from members to participate). We have already had some volunteers come forward for a few of the vacant spots! Thank you so much!!!!

Scoop from the Coop:

Harry is 'feeling his oats' and defending his flock! For the first time he attacked me from the back with his spurs! Drew blood and it HURT! Since then I've been feeding him walnuts from my hand and he is now behaving.

The hens have upped their egg laying, which is great, but they've also been finding places besides the nest to hide their treasures! When we find an out of place clutch of eggs, I scramble them up with the shells and give them a crunchy breakfast. The four 'youngins' I got in September have begun laying their first SMALL eggs.

New Meeting Venue in June


Our meeting will be held at the Center for Spiritual Living beginning in June.....14 Hillary Lane (off Burnap Ave.)



Kitchen



Work/gathering room (kitchen in the back). This is the room where we will hold our June Community Sew Day meeting. It has a door to the parking lot, as does the kitchen.



Sew-In Retreat

The guild is holding a member's sewing retreat at the Ord Bend Community Hall on Friday, April 19 and Saturday, April 20, from 9:30 a.m. to ? (when we get tired and want to go home). This is a pot luck, so bring a dish to share. Bring your own project to work on and the tools you'll need (sewing machine, cutting mat, rotary cutter, etc.) It is probably a good idea to bring an extension cord: there are a lot of outlets, but not all convenient to work stations. It's also a good idea to bring a seat cushion; the chairs are pretty hard. The hall has a full kitchen (microwave, ovens, stove, fridges, coffeemaker, hot water pot), and there are also ironing boards and irons available. There are some paper goods still available for use and there are dishes/utensils if we fall short. There is no fee to attend, but I will be taking signups, just so I have an idea of how many tables to set up. The space is pretty large, so I don't think we need to limit attendance. The rules of the Ord Hall are that we clean up after ourselves: bathroom, kitchen, floors, tables, trash. Some folks will leave early; if you do, make sure you tidy up your work space and take all your food/dishes with you.

The Ord Bend Community Hall is located at 3241 Highway 45 (the zip code is 95943 if you're plugging it into a navigation system), next door to the Ord Bend Fire Station, between County Road 31 and County Road 30. I will have a signup sheet at the April meeting, but feel free to contact me (email or cell) with questions or have me put you down on the list.

Missie Carpenter mcquilter@pulsarco.com
cell/text: 530-570-8225.

Small Groups

Betty Volker, Small Group Coordinator

New/returning member? Or just finding more time for fun.

Join a small group!

Call or text Betty for more info. 530-588-8918.

<https://asqg.org/small-groups>



Star of Bethlehem Quilt.
The Metropolitan Museum
of Art.

April Birthdays

Happy Birthday!

Connie Adams 9	Frances Perata 29
Valerie Capp 29	Jill Ramsey 28
Beth Carlson 25	Suzanne Steel 24
Ruth Dunlap 27	Barbara Thomas 15
Cathryn Hepburn 11	Dorothy Van Pelt 6
Corky LeTellier 1	Teresa Yocum 21
Millie Lofgren 12	

Boutique News

By Teresa Yocum, Boutique Chair

Next outing is April 6, 10 a.m. – 4 p.m. at the Wildflower Festival in Oroville at River Bend Park. Thanks to those members already signed up to work a 2 hour slot

May 11 Durham Park, 10 a.m. – 4 p.m.

The sign-up sheet will be at next guild meeting.

Another opportunity to show off the talent we have in our guild and recruit new members.

I will have an empty box for donated boutique items at our next meeting. It will be located at the workshop table.

Workshops

Teresa Yocum, Workshop Chair

Please join us and learn a new skill or improve your technique.

April 4: "Intro to foundation piecing" CANCELED, unable to fill workshop

May 3: 10 a.m. – 2 p.m.

Kathy Allen Modern Scot Patchwork, Honeyrun Classroom

June & July no workshops

Quilt Show 2024

Judy Riley, 2024 Quilt Show Coordinator

One Quilt from each ASQG member for the Quilt show!

We are just eight months from our quilt show. We are actively recruiting vendors for our show. Seven have paid already. Kristy has started the Annie's Attic collection of gently used quilting items. Teresa is taking the Boutique and Opportunity Quilt to the Wildflower Festival in Oroville on Saturday, April 6. You can help by making something for the Boutique and/or volunteer to sit the quilt.

The next quilt show meeting is Wednesday, March 27. 6:30PM at Cindy Needham's Studio on Mangrove.

Key Dates for our quilt show cycle:

- July - **Quilt Registration begin**
- Aug. guild meeting – quilt show committee volunteer sign-ups
- Aug. – Distribute Quilt Show Posters to quilt shops
- Sept. guild meeting – **Quilt registration closes**
- Sept. guild meeting – quilt show committee volunteer sign-ups
- Oct. guild meeting. – quilt show committee volunteer sign-ups
- Oct. – Distribute yard signs and banner, small posters to other locations
- Oct. 29th – quilt show setup activities begin at Ed. Bldg.
- Oct. 31st – **Quilts Judged at Cathy's**
- Nov. 1st – quilt show setup day. **Members deliver their quilts to the fairgrounds ED. Bldg.**
- Nov. 2–3 – ASQG 2024 Quilt Show

And remember, if we are not having fun, we are not doing it right!

Annie's Attic

Kristy Thomas

Annie's attic is accepting donations of your unwanted quilting notions, fabric and patterns. Bring them to guild meetings or call Kristy Thomas 530-774-7618

North Quarter

Sue Good, North Quarter Representative

Ladies of the Lake will be hosting the April meeting in Lakeport. This will be the 2024 Meet The Teacher event.

More details will be in the North Quarter meeting which will come out the beginning of April.

If you think you would like to attend, let me know.

Current Events

Missie Carpenter

As of this date, these events are still happening, but before hitting the road to go, it might be wise to verify via the internet that there have been no cancellations.

April 2024

Apr. 6–7: [Carquinez Strait Stitchers Quilters Guild](#) quilt show, Benicia Clock Tower, Benicia.

Apr. 6–7 [Guild of Quilters of Contra Costa County](#) quilt show, Elks Lodge (1475 Creekside Dr.), Walnut Creek.

Apr. 27–28: [Pine Tree Quilt Guild](#) quilt show, Nevada County Fairgrounds, Grass Valley.

May 2024

May 4–5: [Grapevine Quilters](#) quilt show, Ukiah Valley Conference Center, Ukiah.

May 11–12: [Flying Needles Quilt Guild](#) quilt show, Yolo County Fairgrounds, Woodland.

June 2024

June 28–29: [Ocean Waves Quilt Guild](#) quilt show, Ft. Bragg.

ASQG General Meeting Minutes • Thursday, March 7, 2024

Missie Carpenter, Recording Secretary

President Peggy Arms called the meeting to order at 7 p.m. There were 4 guests, 72 members and 1 new member in attendance.

The minutes of the February meeting were approved.

M: Janet Bertagna,

2nd: Judy Noble.

ANNOUNCEMENTS:

The Sutter Buttes Opportunity Quilt is our visiting OQ this month.

Missie Carpenter presented the idea of having a guild sewing retreat at the Ord Bend Community Hall in either April or May. A show of hands indicated interest in going forward. An announcement/article in newsletter will give the details.

OLD BUSINESS:

Peggy Arms said that further investigation into whether the guild wanted to join Grouper led to the decision to not pursue membership. So for now, it is tabled as it entails too much work on the guild's part.

Slate of Officers for upcoming year is being handled by a Nominating Committee (Jill Ramsey, Ronda Mensching). President, Vice President, Recording Secretary, Corresponding Secretary, Treasurer are open. There are nominating forms in the newsletter and also on the table by the door. Please see Jill or Ronda if you are interested in becoming an officer. There are several Committee chairs on the Board which are open: Workshops, Community Service, Block of the Month, Parliamentarian, Property Manager. See Peggy A. if interested in one of these positions (the outgoing chairs will be happy to explain the duties and help ease you into the new position).

REPORTS:

Quilt Show/Judy Riley reports that all committee chairs are filled! The

next quilt show committee meeting will be Wed., March 27 at 6:30 p.m. at Cindy Needham's studio on Mangrove.

Quilt Show Decorations chairs are Peggy Arms and Rochelle Livingston. They are asking members to make pumpkins and have kits w/ a signup sheet available. They are also proposing a challenge to make leaf wreaths.

BOM/Carol Golden, Judy Riley is sold out for this month.

Placemats/Frances Perata: has kits available.

Newsletter Block/Frances P, Karen Crabtree has a scrappy neutral block due next month.

Workshops/Teresa Yocum said she needs signups for April's intro to paper piecing w Nancy Duncan or it will be canceled. May's workshop is Celtic Tartan Plaids with Kathy Allen.

Boutique/Teresa Y needs volunteers to work at the Wildflower Festival in Oroville Riverbend Park April 6. She is passing around a signup sheet.

Beth Carlson from the Applique' Group presented the mini Opportunity Quilt, made by members of the Applique' Group, to be awarded to the person selling the most quilt tickets.

Kristy Thomas still has member packets of Opp. Quilt tickets yet to be picked up. If you know someone who hasn't picked theirs up, please help her out in getting them to that member.

Annie's Attic/Kristy Thomas has a table for collecting items for sale in Annie's Attic. Please help her out by donating gently used/new items that you no longer want/need.

FQ/Karen Giles has fat qtrs. from Villa Rosa: aboriginal prints and Kaffe.

Library/Jean Ping announced that the Library will have to be dissolved as we no longer have storage to keep it. She will be bringing books to the meetings and liquidating them. Tonight she has 2 books and one kit for raffle. Peggy Arms spoke of perhaps having a free circulating library of quilt related novels available for sharing amongst members.

Community Service/Kathy Thomas is "retiring" and needs a replacement. There are quilts available for binding, heart pillows, quilt kits, rag quilt kits. She asked if there is interest in starting a new project: Fidget Quilts for Alzheimer patients. Yes, there is interest.

VPLaura Yanez introduced our speaker, Scarlett Rose, topic "Celtic Quilt Journey".

BREAK.

Pres. Peggy Arms presented a quilt as appreciation to Katherine who has been our very helpful custodian while at Little Chico Creek Elementary School.

DRAWINGS:

BOM: Missie Carpenter

FQ: Stella Nelson, Jan Hildenbrand, Carol Jemison, Elise Gladia

Newsletter Block: Phoebe Winter

Library: Sue McHarg, Char Miller, Bonnie Crocker

Peggy A. said another idea for Decorations at the quilt show is to display quilts/quilted items for sale in the eating area. She showed some ideas: placemats, tablerunners, wall hangings with a leaf theme.

SHOW AND TELL.

Meeting adjourned at 8:50 p.m.


Respectfully submitted,

Missie Carpenter, Recording Secretary

Officers & Chairs for 2023–2024

Officers

President • Peggy Arms
Vice President • Laura Yanez
Treasurer • Linda Austin
Secretary • Missie Carpenter (Guild),
Judy Riley (Board)
Corresponding Secretary • Yvette Borden



Committee Chairwomen

Block of the Month • Judy Riley and Carol Golden
Boutique • Teresa Yocum
Community Service • Kathy Thomas
and Denise VanLaan
Current Events • Missie Carpenter
Fat Quarters • Ronda Mensching & Karen Giles
Hospitality • Betty Dimmitt, Betty Volker, Judy Noble
Librarian • Jean Ping
Membership • Linda Austin
Newsletter Editor • Carla Resnick
Newsletter Block • Frances Perata, Nancy McCartney,
and Karen Crabtree
Opportunity Quilt • **OPEN**
Venue Coordinator • Molly Fuller
Parliamentarian • Judy Riley
Property Manager • Kristy Thomas
Quilt Challenge • Beth Carlson and Applique group
Quilt Show 2024 • Judy Riley
Quilt Guilds of North Quarter Rep • Sue Good
Refreshments • Suzanne Steel
Small Group • Betty Volker
Social Media • Carol Golden (Facebook)
Webmaster • Laura Yanez
Workshops • Teresa Yocum

Message From Correspondence Secretary Yvette Borden

If you know anyone that needs a little cheer or
get-well message, please contact me by cell or
text at: (530) 781 3612, or email
at: uncreyente@yahoo.com.

General Information

Meetings

Guild meetings are held at 7 p.m. on the first
Thursday of the month at Little Chico Creek
Elementary 2090 Amanda Way, Chico, CA 95928.
Doors open at 6:30 p.m. Visitors are welcome;
however, if we have a guest speaker there is a
\$5.00 charge per person.
Annual Dues: \$35.00

Social Media / Facebook

 by Carol Golden

I try to stay current with events and happenings of
our ASQG members and post them on our ASQG
Facebook page. If you have quilts or examples of
pieces you have done from a guild workshop or
class at a quilt shop, please email your photo and
a brief explanation to: carolgolden69@gmail.com
to be included on our Facebook page:
[https://www.facebook.com/
AnniesStarQuiltGuild/](https://www.facebook.com/AnniesStarQuiltGuild/) You don't have to have an
account to see what is there; just click on link.

Newsletter Submissions

Submissions are due the second Saturday of the
month. **Email submissions to Carla Resnick at
cfresnick@gmail.com**

Newsletter Advertisements

For advertising information, please contact:
Linda Austin

Business card: \$7/mo or \$75/year

Quarter page: \$12/mo or \$139/year

Half page: \$17/mo or \$180/year

Whole page: \$22/mo or \$240/year

Nominating Form for ASQG Elected Board Members

It is a new calendar year and time to think about filling the slate of ASQG elected officers for the year 2024-2025. Please consider participating in the operations of your guild; you will be glad you did. Or maybe you know a member you would like to nominate who you think would be good at filling one of the offices. Any member nominated will be contacted by the Nominating Committee to confirm their willingness to run. All positions have the responsibility to attend Board meetings (2nd Thursday of the month) when possible. Descriptions and responsibilities of the offices are on the reverse side of this form.

Member Name _____

Office (for which you would like to run or nominate someone)

Return this form to Peggy Arms by email at peggyarms123@gmail.com or by USPS to Peggy Arms, 5609 Anita Rd., Chico, 95973 by the June General ASQG meeting. The form can also be turned in at any meeting including the June meeting. Floor nominations will also be taken at the June general meeting.

The slate of officers recommended by the Nominating Committee as well as any additional candidates will be published in the July newsletter. Voting will take place at the August general meeting of ASQG and the new slate announced. Transfer of officers will take place at the August Board Meeting.

Submitted by _____

Annie's Star Quilt Guild

Vendor Application

2024 Quilt Show ~ November 2nd & 3rd, Sat. & Sun.
Silver Dollar Fairgrounds, Chico California

Business Name _____

Vendor's Name _____

Mailing address _____

Phone _____

Email _____

Website _____

Booth space size requested _____ Business card size ad \$20.
_____ 10' x 10' \$150 in quilt show program
_____ 10' x 20' \$250
_____ 10' x 30' \$400

Tables and chairs requested (maximum of 3 tables, no charge)
Additional tables may be rented
_____ 8' tables
_____ folding chairs

Electrical Outlet Required? ____ no ____ yes (please provide your own cords)

Please provide a description of the products you will be selling and a photo of your booth so that we can locate each vendor appropriately.

Other comments or questions:

Checks payable to Annie's Star Quilt Guild
Send check, application and business card to:
Annie's Star Quilt Guild P.O. Box 4318 Chico, CA 95927

This form may be accessed online by clicking [here](#).

**Upcoming Classes for
April 2024:**

Holiday Projects w/Annette
Each month, we'll be working on a different holiday embroidery project.
Instructor: Annette Guffy
Cost: \$30
April 6th



Riley Blake Door Banner/Wall Hanger Monthly
We'll be making a different door banner/wall hanger each month!
Instructor: Annette Guffy
Cost: \$30
April 7th



Machine Embroidery UFO & Kimberbell Digital Dealer Exclusive
Get help with this month's DDE or any other embroidery project.
Instructor: Annette Guffy
Cost: \$20
April 12th



Fearless Serging w/Janice
Learn tips & tricks and make fun projects!
Instructor: Janice West
Cost: \$35
April 14th



Wild Women Wednesday
Hands-on learning in IQ Designer for Solaris.
Instructor: Janice West
Cost: \$40
April 17th



Sol Sisters Saturday
Hands-on learning in IQ Designer for Solaris.
Instructor: Janice West
Cost: \$40
April 20th



Kimberbell's Day at the Spa One-Day Event
Make three luxurious and beautiful projects!
Instructor: Janice West
Cost: \$119.99
April 21st



Kimberbell's Mini Quilts With a Twist
We'll change up Kimberbell's mini quilts patterns.
Instructor: Annette Guffy
Cost: \$30
April 27th



Terri Clary's Classes:
UFO w/Terri
Bring your quilting projects and get help finishing them!
Instructor: Terri Clary
Cost: \$16 per session
April 29th



**Annie's Star Quilt Guild
Exclusive Coupon**
Honey Run Quilters
April 15th, 2024
TAX DAY SPECIAL
24% OFF
Yardage Cut From The Bolt

OFFER GOOD 04/15/2024. SINGLE USE COUPON ONLY. LIMIT 1 COUPON PER PERSON. VALID FOR CURRENT ANNIE'S STAR QUILT GUILD MEMBERS ONLY AND MUST BE PRESENTED AT TIME OF PURCHASE. 1 YARD CUT MINIMUM. 5 TOTAL YARDS MAXIMUM. EXCLUDES PRE-CUTS, CLEARANCE & CUDDLE/MINKY. NOT VALID WITH ANY OTHER OFFERS. SEE STORE ASSOCIATE FOR FULL DETAILS AND EXCLUSIONS.

Visit cathyssewandvac.com for more information



The Quilt Corral
(530) 934-8116 quiltcorral2488@att.net
245 W. Wood Street, Willows, CA, 95988
Current Hours:
Monday-Saturday: 10 a.m.-3 p.m.
Closed Sunday

Quality Quilts by Yvonne
Specializing in long arm quilting
Yvonne Ogletree
Owner/quilter
Oroville, CA
530-353-3438
yvonneogletree@hotmail.com
Competitive pricing for all sizes



8064 Hwy 99E Los Molinos, CA. 96055

Joyce

New Fabric Weekly

We hope to see you all soon!

Tammy

Hours
Tues. - Sat.
10:00 AM - 3:00 PM
After Hours Appointments Available

Amanda

Bring Coupon in for 20% Off Purchase.
Expires 2/1/2022



75319523048



The Quilt



Basket

The Quilt Basket
Shop Online

www.thequiltbasket.net

angie.thequiltbasket@gmail.com

The Quilt Basket

www.thequiltbasket.net

530-586-4111 • angie.thequiltbasket@gmail.com

* Online Shopping * Register for Classes Online

Our online store is still open.

Our block of the month will be taught at Sew Smart Supplies in Los Molinas.

We will be still sending emails, and posting a calendar of event on our website.

If you don't find what you need call the shop number

530-586-4111 Angie will get back to you as soon as possible.



Friends Around the Block Quilt Shop

Join us in the shop, OR shop online

www.friendsaroundtheblock.com

We also offer classes and longarm services.

Friends Around the Block (530) 458-7467

friendsaroundtheblock@outlook.com

211 8th Street, Colusa, CA 95932

Hours: Monday – Friday, 9am – 4pm

Saturday 10am – 2pm

Closed Sunday



<https://www.facebook.com/friendsaroundtheblock>



View our class calendar online!

2418 Cohasset Rd., Chico

530-895-8055

cathyssewvac@aol.com



Honey Run Quilters

Honey Run Quilters

530-342-5464

honeyrunquilters@gmail.com



Open Monday-Friday 10 a.m. – 3 p.m.
Saturdays by appointment only

“Culture” can be defined as all the ways of life including arts, beliefs and institutions of a population that are passed down from generation to generation.

Sign up online for our monthly newsletter!

Ongoing class list on our website

Check us out on Facebook and Instagram

Natalie@quiltculture.art (530) 321-8833

Website www.quiltculture.art

YouTube <https://www.youtube.com/channel/UCdd9T4cSHMnBxytnkEfYk3g>

Facebook <https://www.facebook.com/quiltculturejoy>

Instagram @quilt_culture



www.moonlightquilters.com

530-809-2578

We love hearing from you! Please call during business hours, message our Instagram/Facebook us, or snail mail. Getting letters is fun! If you use our products and post a picture, please tag or #moonlightquilters. If you have any questions, please contact us:

Phone: Monday to Friday 9–6 PST, 530-809-2578. We love talking to customers about your projects.

Address: Moonlight Quilters, PO Box 701, Durham CA 95938

Facebook: Moonlight Quilters

Instagram: @MoonlightQuilters

Annie's Star Quilt Guild
2024 Quilt Show

November 2-3, 2024

Silver Dollar Fairgrounds • Chico, California



Birds and Flowers


2024 Opportunity Quilt 62" x 73"

Adapted by a pattern by Kim Mclean • Crafted by: Judy Johnson

Next Meeting

April 4, 2024 at 7 p.m. at Little Chico Creek Elementary School

Quilters with April Birthdays, please bring a refreshment/snack.



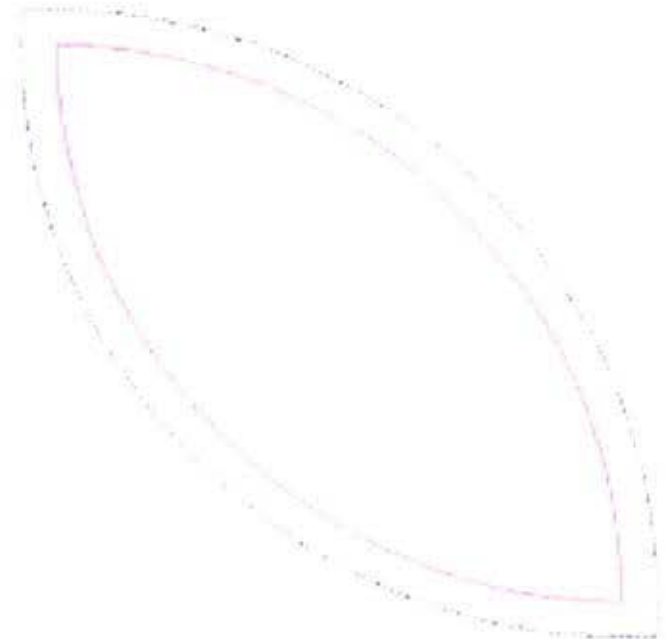
Find us on 

<https://www.facebook.com/AnniesStarQuiltGuild/>

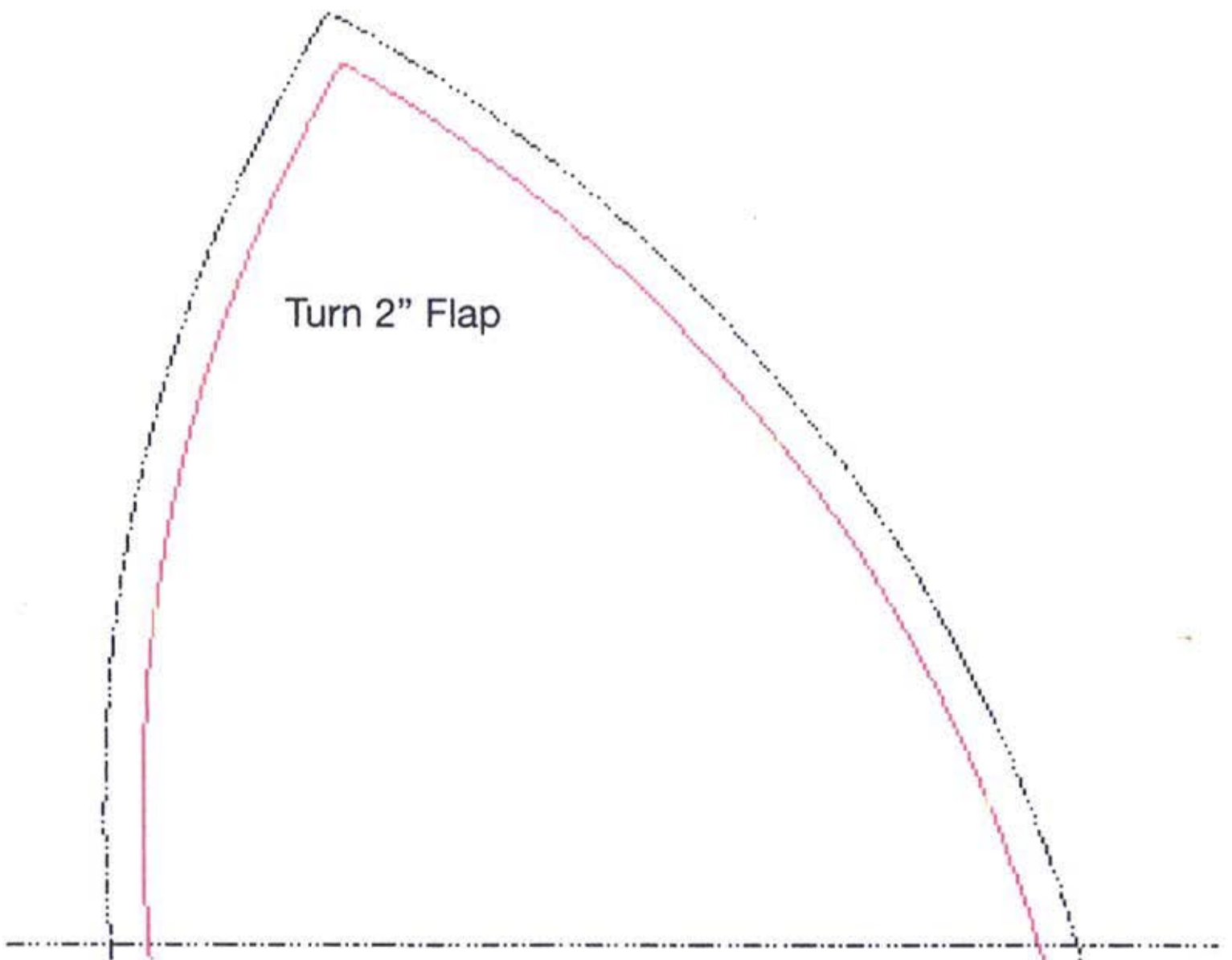
ASQG Quilt Show Pumpkin


1. Six pieces are needed per pumpkin (included in this kit).
2. Turn one point of each pumpkin piece down 2" and sew this flap 1/2 inch from the top edge.
3. Line up the quilted fabric pieces and sew together with a 1/2" seam allowance. **Don't sew closed the sides of the flaps we made on the top of the pumpkin- we need those!** Leave the top of the pumpkin open (flap side). Back stitch at the start and stop of each seam. It is easier to sew 3 pieces together (half of the pumpkin) and then sew the other 3 pieces together. Pin the 2 halves right sides together and sew to complete the pumpkin.
4. Using twine and a safety pin, tie the twine around the pin. Push the pin and twine around the top of the pumpkin through the channels made by the turned flaps.
5. Turn the pumpkin right sides out.
6. Stuff your pumpkin with fabric scraps, batting scraps and/or Poly-fil.
7. Place a stick for the stem into the pumpkin.
8. Cinch the top of the pumpkin around the stem and tie, closing the opening and securing the stem. You may want to add a dab of glue.
9. Hide all the twine knots around the stem with decorative leaves glued or sewn to the pumpkin.

LEAF TEMPLATE



LARGE PUMPKIN TEMPLATE





Newsletter Block

Due at our May Meeting

Churn Dash Block - Finished 9 1/2 Block

Please use small florals and white background.

Cut 2 white background 4 1/4"

Cut 2 print at 4 1/4"

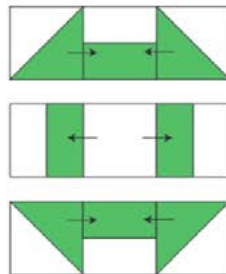
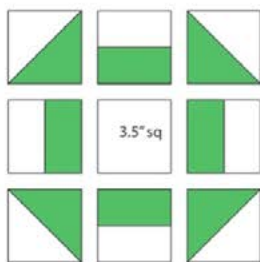
Cut 1 white at 3 1/2"

Cut 4 print at 2" X 3 1/2"

Cut 4 white at 2" X 3 1/2"

Block construction

1. To make corner HST (half square triangles) draw a line from corner to corner on each of the 4.25" background squares.
2. Place RST with a 4.25" print square and sew 1/4" away on BOTH sides of the line. Cut along drawn line. Press HST open and trim to 3.5" square. This makes 2 HST. Repeat to make all HST.
You need 4 HST for each churn dash block .
2. Sew each white 2" x 3.5" rectangle to a 2" x 3.5" print rectangle along the long edge. Press seam to one side.
This unit will measure 3.5" square.
3. Layout block elements as shown in diagram. Sew into rows. Press seams as shown to help seams nest together in next step. Sew rows together, matching seams. Press.



Backyard Roses churn dash pattern pg 2



block should measure 9.5"