

Annie's Star Quilt Guild

July 2025 • Volume 48, Issue 1

asqg.org

From Your President

Kelly Knox, President

By the time this message arrives in your mailbox, it will be summer. The time of year when we quilt makers, close up the house, crank up the air conditioning and piece to heart's content. That is certainly my goal for the summer. If only work didn't get in the way!

Please remember that our July meeting was re-scheduled for the 10th so that everyone can enjoy the Independence Day Holiday weekend. Our anniversary pot-luck will be held at Faith Lutheran Church at 667 E. 1st Ave. In addition to the culinary delights that we share, there will be cake! This is a social meeting where we can spend some quality time getting to know each other and sharing our love of the wonderful world of quilt making. Our anniversary meeting provides ample time for Show & Tell, so bring those projects! We want to see them all!

Our Nominating Committee has made great strides in getting a slate of candidates for the elected board positions and I am confident they will have everything sewn up by the 10th when they announce the candidates to membership. If you are eager, or perhaps mildly interested, in filling a board or committee position for 2025-2026, fantastic! Many of our intrepid committee members have volunteered to continue in their positions for another year, but don't despair, there


are positions to be filled and I think you would be a great fit! There is no better way to get to know your guild and fellow members or to make an impact in our community while having fun than chairing an ASQG committee. Come on in, the water's fine.

Team Opportunity Quilt knocked it out of the park! Our top is pieced and after a lot of auditioning, a border combination was selected! Once the quilt is complete, it is going to need someone to coordinate marketing. The Opportunity Quilt is a major revenue source for ASQG and we must see to it that everyone in the land has the chance to purchase the winning ticket. Typically the quilt travels to other area guilds, festivals and community events. If you are interested, let's chat at the meeting.

I am happy to report that I have completed the top of one of my Challenge pieces! I am having so much fun with this project and I am filling a notebook with ideas and history and ideas for more quilts. I am very much looking forward to our Challenge show in December. Holy smokes! It is just around the corner! Back to my Juki.

Happy Birthday USA, happy summer and happy making.

Kelly



Next Meeting

Anniversary Potluck at Faith Lutheran, 667 E 1st Ave, Chico
Thursday, July 10, 2025 at 6:30 p.m.

Block of the Month Volunteer(s) Needed

Amanda Andres

After a wonderful run, Amanda and Jean are stepping away from leading the Block of the Month. It's been a joy finding fun patterns, coordinating fabrics, and—most of all—seeing the beautiful work you all have created! Now it's your turn—if you're interested in taking over starting in August, let us know! It's a great way to get involved and inspire fellow members.

Help with Guild Publicity

Chris Gullick, Publicity Chair

For a number of years (I am really not sure how many!), I have done a haphazard job as Publicity Chair for the Guild, including coordinating much of the publicity for our quilt shows. I would like to increase our publicity efforts to attract new members and let the general public know what we are all about, but I need help in a specific way. My idea is to get a photo or two included in the Enterprise-Record's Community Groups section. I need someone to take photos (as I am pathetic at taking pictures!) and submit them to the newspaper. Instructions on how to submit are in the newspaper on the weekly Community page. Photos could be of our presenter, our opportunity quilt, or something related to our community service. We could even include photos of items we donate, such as quilts being given to one of our non-profit recipients. Please contact me if you can take on this task. I think it would benefit our Guild significantly.

Quilt Show 2026 Chair Needed

We are already behind the date for forming the quilt show committee which, as stated in the standing rules, should be done in May of the year prior to the show.

Baby Steps

Ronda Mensching and Karen Giles

A big thanks to all who picked up Baby Steps projects. We were able to provide 23 self binding blankets, 6 rag quilts, 19 burp cloths, 8 bibs and 5 washcloths. We truly appreciate your time and effort to turn the parts into useful items that Northern Valley Catholic Social Services distribute to their clients. We would love to have those items returned by the August meeting. It would be nice to end our fiscal year with a big donation! If you have any questions, don't hesitate to ask.

Current Events

Missie Carpenter

As of this date, these events are still happening, but before hitting the road to go, it might be wise to verify via the Internet that there have been no cancellations.

June 26–28: Road 2 VA Quilt Show, Greater Richmond Convention Center, Richmond VA.

June 28–29: Ocean Waves Quilt Guild quilt show, Dana Gray Elementary School, Ft. Bragg

July 10–13: Log Cabin Quilters quilt show, Trinity County Fairgrounds, Hayfork.

July 19–20: Heart of the Redwoods Quilt Show, Arcata Community Center, Arcata.

Aug. 28–Sept. 1: Mountain Quail Quilters Guild quilt show, Inner Mountain Fairgrounds, MacArthur.

Oct. 4–5: Ladies of the Lake quilt show, Lake County Fairgrounds, Lakeport.

Oct. 18–19: Mountain Quilt and Craft Guild show, Ponderosa Community Center, Brownsville.

Corresponding Secretary

Suzanne Steel

Please let me know via text or call (530-519-1361) when an ASQG member deserves a card of encouragement, sympathy, or congratulations. I will reply to let you know I got your message. If you don't receive my reply, please let me know again.

Workshops

Chris Gullick and Frieda White

Sign-ups for our August workshop are under way and it is already about half full! The teacher, Linda Schmidt from Dublin, CA, is a highly acclaimed fiber artist whose quilts have won hundreds of ribbons at shows across the nation and have been featured in books and magazines. She was also chosen as Quilting Teacher of the Year by The Professional Quilter Magazine in 2003. Check out her website, which she titles "Short Attention Span Quilting," at <http://www.shortattentionspanquilting.com>, to see some of her wonderful fabric art! Her workshop, Fantasy Falls, will teach numerous techniques, such as making burnt-edge applique trees and puff paint trees with Lutradur leaves, using roving and Angelina fiber, heated sheer fabrics, and melted cellophane; and other methods to create the art quilt. We will have the sample of her work (as shown in the picture here) at our July meeting and you can sign up then, or email Chris or Frieda. The cost for the workshop is \$45 for members and \$50 for non-members.



P.S. We are looking for someone willing to take over Workshop responsibilities for next year, or to co-chair the committee. It's a fun position, as you get to meet each teacher and see what the workshops are about, even if you don't participate in them.

Small Groups

Betty Volker, Small Group Coordinator

Are you new to Annie's Star Quilt Guild? Would you like to join a small group with other new people?

All levels of sewing skills are welcome. If interested text Betty at 530 588 8918 or email Bettyinchico@gmail.com

July Birthdays

Happy Birthday

Jenny Amerine	28
Molly Fuller	8
Cindy Green	20
Marilyn Heidemeyer	16
Melissa Maxey	3
Marion Mohle	25
Marta Wheeler	2
Frieda White	2



Quilt, Album pattern

Members of the First Reform Churches of Fishkill and Hopewell

American

ca. 1855–60

The Metropolitan Museum of Art

Community Service

Kathy Thomas, Community Service Chair

Thank you to all the members who attended the June Community Service sew meeting on the 5th. It was a good turnout and we accomplished lots.

I had lots of input from members regarding the restructuring of duties within Community Service. Following of some of the changes so far:

- Mellisa Maxey will be accepting ALL completed pillowcases at the general meetings. Members will NO LONGER need to wash and iron the pillowcases that they sew. Finished pillowcases are to be given to Melissa and she will wash, iron and insert them into clean zip lock bags and then give them to the appropriate member for distribution.
- Cinnamon McDonald will be the liaison to Sutter Health Center in Sacramento. She will accept all finished SMALL heart pillows, dolls and bead bags from members at the general meeting. Please note that currently the dolls and bead bags are on HOLD. Cinnamon will let us know when Sutter requires more of those items. Please let Cinnamon know if you would like to assist in the delivery of the items to Sacramento.
- Valerie Capp is now the liaison for Enloe Hospital. Please turn in the completed LARGE heart pillows and fidget quilts to her at the general meeting. She will also be putting together kits for fidget quilts that will be available to pick up from the CS tables at the general meeting.
- Carol Jemison has agreed to be the liaison for the Jesus Center and Everheart Village and will be delivering quilts to them.
- The "STASH" will now be maintained by Melissa Maxey, Cheryl Kiesel, and Joan Hasek. More information on this to follow.
- Dorothy Van Pelt will be my assistant. She will be at the Community Service tables to answer any questions and to cover for me when I am unable to be at the meetings. She has also stated that she would be willing to coordinate our "sew/stash" days at Cathy's Sew and Vac if there is any interest to continue with them. They currently have been canceled until further notice.

Thank you to everyone that stepped up to help with this. We still have lots of jobs available. Please feel free to contact me if you have questions or suggestions or are interested in helping.

530-519-8494 or kathysews@att.net

Community Service sew meeting in June — Photos by Carol Golden



Karen & Ronda



Sharon & Rochelle



Kathy & Sharon

2025 Challenge of the "Century"

Happy Birthday America and Happy Birthday to us!

Kelly, Grace, and I would like to celebrate each and every one of you. We love being part of this guild and we are overjoyed to be able to contribute to the collegiality of our guild by facilitating this year's challenge. We are here to help, encourage, answer any questions you might have, and hand out an obscene amount of candy. Please remember it's not too early to start or too late to sign up. We're halfway there!

Kelly



Circa 1910's

Grace



Circa 1940's

Bonnie



ca 1960's




Circa 1970's

Officers & Chairs for 2024–2025

Officers

President • Kelly Knox
Vice President • Sharon Ouimet
Treasurer • Missie Carpenter
Secretary • Rochelle Livingston
Corresponding Secretary • Suzanne Steel



Committee Chairwomen

Block of the Month • Amanda Andres
Boutique • Suzanne Steele & Seams to Sew Small Group
Community Service • Kathy Thomas
Current Events • Missie Carpenter
Fat Quarters • Ronda Mensching & Karen Giles
Hospitality • Betty Volker, Judy Noble, Peggy Arms
Librarian • Jean Ping
Membership • Peggy Arms & Ronda Mensching
Newsletter Editor • Carla Resnick
Newsletter Block • Jeanne Haber
Opportunity Quilt • **OPEN**
Venue Coordinator • Molly Fuller
Parliamentarian • Jean Ping
Property Manager • Karen Giles
Quilt Challenge • Grace & Bonnie Crocker
Quilt Show 2024 • Judy Riley, Quilt Show 2026 • **OPEN**
Quilt Guilds of North Quarter Rep • Sue Good
Refreshments • Sue Juanarena
Small Groups • Betty Volker
Social Media • Carol Golden (Facebook)
Webmaster • Laura Yanez
Workshops • Chris Gullick, Frieda White

2025 ASQG

General & Board Meeting Schedule

General 6:30 p.m.	Board 6:30 p.m.
Thursday 7/10/25	No Board Meeting in July
Thursday 8/7/25	Thursday 8/14/25

(Dates and Time are subject to change)

Beginning August 7 we will be meeting at Trinity United Methodist Church at 285 E 5th St.

General Information

Meetings

Beginning August 7, guild meetings are held at 6:30 p.m. on the first Thursday of the month at Trinity United Methodist Church at 285 E 5th St, Chico.

Doors open at 6 p.m. Visitors are welcome; however, if we have a guest speaker there is a \$5.00 charge per person.

Annual Dues: \$35.00

Social Media / Facebook by Carol Golden

I try to stay current with events and happenings of our ASQG members and post them on our ASQG Facebook page. If you have quilts or examples of pieces you have done from a guild workshop or class at a quilt shop, please email your photo and a brief explanation to: carolgolden69@gmail.com to be included on our Facebook page:

<https://www.facebook.com/AnniesStarQuiltGuild/>

You don't have to have an account to see what is there; just click on link.

Newsletter Submissions

Email submissions to Carla Resnick at
cfresnick@gmail.com

Newsletter Advertisements

For advertising information, please contact:
Missie Carpenter

Business card: \$7/mo or \$75/year

Quarter page: \$12/mo or \$139/year

Half page: \$17/mo or \$180/year

Whole page: \$22/mo or \$240/year

Find us on 

<https://www.facebook.com/AnniesStarQuiltGuild/>

Upcoming Classes for July 2025:

Kids Camp: Learning To Sew

This 4 day class will teach kids 10-18 how to sew and make 3 different projects.

Instructor: Patti Taylor

Cost: \$100

July 8th-11th



Kids Camp Quilting

This 4 day class will teach kids 10-18 how to make a quilt from beginning to end.

Instructor: Patti Taylor

Cost: \$100

July 8th-11th



Christmas Tree Skirt

North Pole Village
Christmas Tree skirt
from Designs by Juju!
You pick the size!

Instructor: Annette

Cost: \$20

July 12th



Riley Blake Table Top Banner Monthly

Each month, we'll make a fun tabletop banner!

Instructor: Annette

Cost: \$15

July 13th



More Getting Acquainted/ Reacquainted With IQ Designer Series

Learn how to use IQ Designer.

Instructor: Lynette

Cost: \$10 for both sessions

July 15th & 16th



Harvest Glow

We are taking a regular sewing pattern & applying Accuquilt techniques instead of traditional sewing methods of cutting fabric.

Instructor: Lynette & Lauren

Cost: \$10 per class

July 17th & 31st



Crafy B.A.B.E.S. July

Join us for our monthly B.A.B.E.S (Baby Lock And Brother Embroidery and Sewing) class where we learn about the capabilities of these awesome machines!

Instructor: Lynette

Cost: \$20

July 19th



Beginning Quilt Piecing

This class will cover the basics of how to read a quilt pattern, how to use rotary cutters and rulers to cut pieces, and how to sew a simple quilt.

Instructor: Patti

Cost: \$35

July 30th



Terri Clary's Classes:

UFO w/Terri

Bring your quilting projects and get help finishing them!

Cost: \$16 per session

July 7th



Visit cathyssewandvac.com for more information



The Quilt Corral
(530) 934-8116 quiltcorral2488@att.net
245 W. Wood Street, Willows, CA, 95988
Current Hours:
Monday-Saturday: 10 a.m.-3 p.m.
Closed Sunday

sew smart
SUPPLIES
8064 Hwy 99E Los Molinos, CA. 96055

Joyce

New Fabric Weekly

We hope to see you all soon!

Tammy

Hours
Tues. - Sat.
10:00 AM - 3:00 PM
After Hours Appointments Available

Amanda

www.sewsmartsupplies.com

75319523848



The Quilt Basket

www.thequiltbasket.net

530-586-4111 • angie.thequiltbasket@gmail.com

* Online Shopping * Register for Classes Online

Our online store is still open.

Our block of the month will be taught at Sew Smart Supplies in Los Molinas.

We will be still sending emails, and posting a calendar of event on our website.

If you don't find what you need call the shop number

530-586-4111 Angie will get back to you as soon as possible.

The Quilt Basket

Shop Online

www.thequiltbasket.net

angie.thequiltbasket@gmail.com

SPECIAL SUMMER HOURS!

Mon - Fri, 10 am - 4 pm

Saturday, 10 am - 2 pm

Sundays, Holidays Closed



Friends Around the Block Quilt Shop

Join us in the shop, OR shop online

www.friendsaroundtheblock.com

We also offer classes and longarm services.

Friends Around the Block (530) 458-7467

friendsaroundtheblock@outlook.com

211 8th Street, Colusa, CA 95932

OPEN: Monday - Friday 9 - 3

CLOSED SATURDAY & SUNDAY



<https://www.facebook.com/friendsaroundtheblock>



www.moonlightquilters.com

530-809-2578

We love hearing from you! Please call during business hours, message our Instagram/ Facebook us, or snail mail. Getting letters is fun! If you use our products and post a picture, please tag or #moonlightquilters. If you have any questions, please contact us:

Phone: Monday to Friday 9–6 PST, 530-809-2578. We love talking to customers about your projects.

Address: Moonlight Quilters, PO Box 701, Durham CA 95938

Facebook: Moonlight Quilters

Instagram: @MoonlightQuilters



View our class calendar online!

2418 Cohasset Rd., Chico

530-895-8055

cathyssewvac@aol.com

Honey Run Quilters

530-342-5464

honeyrunquilters@gmail.com

Newsletter Block: Aunt Dinah

Due at August Meeting

Finished Size: 12" x 12"

Skill level: Beginner

Cutting Instructions

☒ = cut in half twice diagonally

☐ = cut in half diagonally

Black print

4 squares $2\frac{1}{2}" \times 2\frac{1}{2}"$ (1A)

2 squares $4\frac{7}{8}" \times 4\frac{7}{8}"$ ☐ (1B)

1 square $5\frac{1}{4}" \times 5\frac{1}{4}"$ ☒ (1C)

White


2 squares $4\frac{7}{8}" \times 4\frac{7}{8}"$ ☐ (2B)

1 square $5\frac{1}{4}" \times 5\frac{1}{4}"$ ☒ (2C)

4 squares $2\frac{7}{8}" \times 2\frac{7}{8}"$ ☐ (2D)

Teal

1 square $4\frac{1}{2}" \times 4\frac{1}{2}"$ (3E)



Assembly Instructions

Step 1. Using **Diagram I** as a guide, assemble 4 corner pieced squares.




Diagram I

Step 2. Using **Diagram II** as a guide, assemble 4 side pieced squares.



Diagram II

Step 3. Using **Assembly Diagram** as a guide, sew pieced-square units together to make rows. Sew rows together to make Aunt Dinah block.



Assembly Diagram