

# Annie's Star Quilt Guild

April 2025 • Volume 47, Issue 10

[asqg.org](http://asqg.org)

## From Your President

Kelly Knox, President

April already? Yikes, 2025 is moving right along. I know that I say this often and I truly mean it when I tell folks about the tremendous talent within our guild. Beth Carlson gave a wonderful presentation and wowed us all with her blue collection! I come home from our meetings feeling so inspired, I just want to leave everything else behind, sit in front of my beloved Juki and make, make, make. Alas, responsibilities beckon.

Before we get down to business, I want to once again welcome our newest members, Cyndy M., Elise G. and welcome back to Judy M.! We are so pleased you are a part of our organization!

Let's get down to business. Our lovely and talented Hospitality Team has served a good long while and has decided to pass the gauntlet. They are looking for a replacement team to take over responsibilities as soon as possible. This is a great opportunity for folks to dip their toes into a committee position without taking on an entire year's obligation. The Hospitality team welcomes members to the meeting, takes attendance from a pre-printed roster and welcomes guests. The Hospitality Team is the first point of contact at our general meetings. Being a part of this team will provide you with the opportunity to meet every member of ASQG and to set the tone of warmth, kinship and collegiality we strive for. The new team may start as soon as the April meeting. I can assure you that the existing team will provide everything you need to take on this committee. You may hold the position through August, or if you like, you may continue on through the next year. The choice is yours.

Speaking of the new year, it is getting to be that time when we start thinking about our new slate of officers. A Nominating Committee will be formed at the April meeting. You will read more about this in Ronda's message. A "member at large" has volunteered to be a part of the team, we simply need two board members to climb aboard. Let me know if you are interested.

At our meetings, I have spoken often about the Opportunity Quilt, the 2026 Quilt Show and a Featured Quilter. The search is on for our next Quilt

Show Chairman, we are forming an Opportunity Quilt Committee and at the April meeting will be voting on our 2026 Featured Quilter. I am accepting nominations for Featured Quilter through 12 noon, Friday, March 28, 2025. If you would like to nominate a member, or yourself, please send me an email; [knoxblocks@yahoo.com](mailto:knoxblocks@yahoo.com) with the subject, FEATURED QUILTER or send a text to 530.965.2997. Please include a brief note explaining why you believe the nominee is deserving of this honor. Featured Quilters must be ASQG members in good standing. We are looking for members who embody the ideals of ASQG, service to the community and representative of the abundance of artistic talent that runs through our collective veins. In addition to the nominations received throughout the month, we will accept nominations from the floor. Voting will commence after our newly extended break time on April 3. If you are nominated, you will be contacted prior to the April meeting. Featured Quilter is a huge honor and does come with responsibilities. We want to be sure that the person chosen will accept the designation.

The 2026 Opportunity Quilt situation is still in flux, though we are inching closer to a committee. Please be on the lookout for a blast asking for those interested to attend a "workshop" where we will discuss ideas for our next quilt and how we are going to organize the committee. This is meant to be a collective effort. I would like to see many of our members participate in the design and production of the 2026 Opportunity Quilt.

A quick update on my Challenge journey. The idea stage is complete. Sizes have been decided upon and some fabric has been set aside. I hope you are all still as excited as I am to be a part of The Challenge of the Decades!

See you soon!

Kelly Knox

(530) 965-2997

[knoxblocks@yahoo.com](mailto:knoxblocks@yahoo.com)

## **A Letter from Your Vice President**

Sharon Oiumet, Vice President

Don't you want to be remembered for your quilts? Or perhaps you would like to remember a relative or loved one who quilted in the past.

This month we will be hearing all about the California Heritage Quilt Project: documenting California's quilts. Arlene Arnold will be with us on April 3rd to explain how exciting and important it is to document your quilts on the quilt index. Arlene is an entertaining and interesting speaker. Check out the website at [chqp.org](http://chqp.org). Also, look at the national quilt index brought to you by Michigan State University at [quiltindex.org](http://quiltindex.org)

We hope you are starting work on your challenge quilts. A little bird (Missie) told me that Quiltfolk magazine will be covering quilting through the decades in their Block of the Month this year. <https://www.facebook.com/Quiltfolk/posts/announcingquilt-the-decades-a-brand-new-block-of-the-month-from-quiltfolkthrough/1015782197262919/>

Remember that we normally meet at the Italian Cottage in Chico prior to the meeting at 4 p.m. for dinner with the speaker. Watch for an email in the days prior to the general guild meeting.

As always, happy quilting!

## **"EGGS"-actly the place for YOU!!!**

The Loose Threads group has enjoyed greeting and



checking you in at each meeting for the last few years and we are now ready to allow someone else to have the pleasure. For all of you who are somewhat new to the guild, this is the perfect place to learn names and meet other members! Plus, seasoned members can sit and welcome new and old friends. If you and a friend or your small group are interested, please call and let me know.

Peggy Arms 530-327-8954 (position is open NOW!)

## **Nominating Committee**

Ronda Mensching

Hello Guild Members,

I am writing to you to recruit a nominating committee for this year. The duties of the Nominating Committee are as follows:

1. Solicit candidates for each office (President, Vice President, Treasurer, Recording Secretary and Corresponding Secretary). This may include current officers staying on for a second term.
2. Coordinate the election process (this process is defined in our By-Laws).
3. Submit a nomination form to the newsletter editor by the April deadline to be published in the May newsletter.
4. Receive and organize the completed nomination forms.
5. Verify that the candidates are members in good standing.
6. Monitor the election.
7. Count the ballots.
8. Report the results to the president.

While there are many steps to follow, it is not a difficult task to complete. You have the opportunity to talk to many of the members to see who is interested. Some of the offices will be self nominated and other offices will have member recommendations. This job is a great opportunity to interact with all of our members. Keep in mind that each of these offices can be filled by one individual or a group. Our By-Laws spell out the process clearly.

As a member of the last nominating committee, I am happy to help get you started. Keep in mind that we do not have a guild going forward without this important committee. We need two board members and one member at large. Please reach out to me or Kelly if you are interested.

## Workshops

---

Chris Gullick and Frieda White

Our next workshop is scheduled for May 2 with Anelie Belden, who will be teaching a Dresden Plate pattern. Anelie has taken the traditional Dresden Plate and created new updated designs that use a unique piecing technique to improve speed and accuracy. At the class, you will be able to choose among three patterns that use her technique. Many of you saw her beautiful samples at our February meeting, but I am including some pictures here. The cost of this workshop will be \$45 for members and \$50 for non-members. Email Chris or Frieda to sign up, or do it at our April meeting. We will have supply lists to hand out then. Visit her website at [abquilt.com](http://abquilt.com) and check out more of her beautiful designs.



## Boutique

---

Suzanne Steele

First of all, we want to thank all of those who made the Ord Bend Boutique Sew Day happen. Missie Carpenter, as usual, worked very hard to have the Ord Bend Community Center ready for the members to sew away, along with taking on kitchen duty with Linda Austin and Sue Good. Beforehand Carol Golden prepared over 15 pillowcase kits, and Linda Austin helped members sew them together. Carla Resnick demonstrated how to make zipper pouches from embellished quilted panels. Some of her artwork was available for others to create zipper pouches. Nancy McCartney coordinated the construction of fun fabric postcards from some of her mini-panels quilted along with the multiple layers. Judy Riley challenged us with her version of pincushion/scrap catchers. Six were made by following Judy's well-written directions. Suzanne Steel brought multiple reusable snack/sandwich bag kits. Thank you, Ladies, the Boutique inventory has grown with well made, attractive items to have for sale at our upcoming venues. Can't forget all the delicious potluck dishes.

Thank you to the 20 members who spent their Saturday learning and sewing. Time well-spent.

**While creating items for the Boutique, think Spring and Summer!**

## Baby Steps

---

Ronda Mensching

Thank you to all who volunteered to complete one of the Baby Steps project bags. I was able to pass out 12 project bags containing: 6 washcloths, 9 changing pads, 26 burp cloths and 38 bibs. Feel free to make updates on the directions if you feel they need some clarification. Please return the bags in the next couple of months. If you would like a pattern to make some of these items from your own stash, please let me know and I will get you the pattern pieces you want. I hope you enjoyed sewing these quick little projects.



# **ASQG General Meeting Minutes – Thursday, March 6, 2025**

---

Rochelle Livingston, Recording Secretary

President Kelly Knox called the meeting to order at 6:32 p.m. She welcomed everyone to the meeting. There were 53 members, including 2 new members, and 4 guests present.

Minutes of the February 6 meeting were approved. M: Peggy Arms; 2nd: Judy Noble with 1 member, Amanda Andres, abstaining.

## **ANNOUNCEMENTS:**

The Alphabet Boutique Quilt made by Judy Johnson is on display tonight with tickets being sold. The quilt will be drawn for in December of 2025.

President Kelly Knox announced the Board approved payment of \$250 to Carin Dougherty for photography during the 2024 Quilt Show.

The Boutique Sew Day will be Saturday, March 8 at the Ord Bend Community Hall.

The Yuba-Sutter Valley Quilt Guild Show is this weekend, March 8-9 at the Yuba-Sutter Fairgrounds.

## **OLD BUSINESS:**

Kelly reminded members we are still in need of a Chairperson/team for the 2026 Opportunity Quilt. Sue Good has volunteered to make reservations for the Opportunity Quilt to travel to other guild meetings and events and Katie Vaclavik has volunteered to be responsible for the quilt to get to the destinations. Thank you Sue and Katie.

## **NEW BUSINESS:**

The Nominating Committee for 2025-2026 will begin in April. If anyone is interested in serving as an officer or chair of a committee, please let Kelly know.

The Featured Quilter for the 2026 Quilt Show will be selected in the next couple months.

## **COMMITTEE REPORTS:**

Block of the Month: Amanda Andres & Jean Ping. This month features a Picket Fence block. Blocks are due at the April General Meeting.

Boutique: Suzanne Steel spoke representing Seams to Sew Small Group about the Boutique Sew Day Saturday, March 8, 10-3 in Ord Bend. The sew day will include a potluck lunch. There will be five stations, please pick up a supply list in the break room for the projects you may be interested in working on to be sold at future events for the Boutique. Bring your own sewing machine and supplies.

The Boutique will be at the National Quilt Day Festival in Lincoln March 15, the Wildflower and Nature Festival in Oroville on April 5, and the Chico Artisan Faire May 9-10.

Community Service: Kathy Thomas reminded members about the incentive drawing for those that return completed Community Service projects. The drawing this month is a Moda Layer Cake packet.

Ronda Mensching, representing Sew Mates Small Group, encouraged members to pick up a project packet for the North Valley Catholic Children Services Baby Steps program.

Fat Quarters: Ronda Mensching & Karen Giles. This month's Fat Quarters are from Villa Rosa in Grass Valley and are Aboriginal or Anna Marie Horton fabrics.

Librarian: Jean Ping had 2 books for the drawing this month, Barn Star Sampler and Quilt Grandeur.

Membership: Peggy Arms welcomed new members that have joined the Guild this Guild year and asked that they stand in introduce themselves. It is exciting to watch our Guild grow!

Quilt Challenge: Grace & Bonnie Crocker were unable to attend tonight but will have a report next month.

Workshops: Chris Gullick & Frieda White had a sample of the Dresden Plate Workshop being offered May 2 in the Break Room. The workshop is being taught by Anelie Belden and will be \$45.

PROGRAM: Sharon introduced Beth Carlson with her 'Blues and News' Trunk Show, which was enjoyed by all. Beth is a member of Annie's Star Quilt Guild and in several small groups. Thank you Beth for sharing your beautiful quilts with us.

## **BREAK**

## **DRAWINGS:**

Block of the Month: Char Miller

Community Service Incentive: Melissa Maxey

Fat Quarters: Nancy McBean, Char Miller, Barbara Rosamond, and Rose Fulton

Library: Sandy Parsons for both books

Newsletter Block: Peggy Arms and Phoebe Winter

## **SHOW & TELL**

ADJOURN: Meeting adjourned at 8:11 p.m.

Respectfully Submitted,

Rochelle Livingston, Recording Secretary

## Small Groups

Betty Volker, Small Group Coordinator

Are you new to Annie's Star Quilt Guild? Would you like to join a small group with other new people?

All levels of sewing skills are welcome. If interested text Betty at 530 588 8918 or email Bettyinchico@gmail.com

## Annie's Star Fund Raising

I am going to have a fundraising table at guild. All monies will go into the guild's main fund. At the April guild meeting I will be raffling off some of Judy Johnson's quilts. Tickets will be \$1 each.

Thank you, Carol Golden

## Corresponding Secretary

Please let me know via text or call (530-519-1361) when an ASQG member deserves a card of encouragement, sympathy, or congratulations. I will reply to let you know I got your message. If you don't receive my reply, please let me know again.

Suzanne Steel

## Current Events

Missie Carpenter

As of this date, these events are still happening, but before hitting the road to go, it might be wise to verify via the Internet that there have been no cancellations.

**April 5-6:** Sun Country Quilters quilt show, Tehama District Fairgrounds, 650 Antelope Blvd, Red Bluff

**Apr. 10-13:** Quilt Rush 2025, 10 participating shops, lots of prizes. [www.quiltrush.org](http://www.quiltrush.org)

**Apr. 26-27:** Pine Tree Quilt Guild quilt show, Nevada County Fairgrounds, Grass Valley

**May 3-4:** Foothill Quilters Guild quilt show, Auburn Veteran's Memorial Hall, 100 East St., Auburn


**May 9-10:** Roseville Quilters Guild quilt show, William Jessup University, Roseville

**May 17-18:** Sierra Mountain Quilters quilt show, Oakhurst Community Center, Oakhurst

**June 28-29:** Ocean Waves Quilt Guild quilt show, Dana Gray Elementary School, Ft. Bragg

## April Birthdays Happy Birthday

Corky LeTellier	.....1
Elise Gladu	.....1
Dorothy Van Pelt	..... 6
Connie Adams	..... 9
Cathryn Hepburn	..... 11
Laura Burghardt	.....12
Millie Lofgren	..... 12
Teresa Yocum	.....21
Suzanne Steel	..... 24
Beth Carlson	..... 25
Ruth Dunlap	.....27
Jill Ramsey	..... 28
Barbara Adams	..... 29
Valerie Capp	..... 29
Frances Perata	..... 29
Diane Silver	..... 29



Thirteen-patch block quilt  
Unknown maker  
ca. 1886  
Metropolitan Museum

## Community Service Report

Kathy Thomas, Community Service Chair

Community Service work days are held at Cathy's Sew and Vac classroom, 2418 Cohasset Rd, Chico. Please join us. Following are the scheduled dates and times:

Tuesday, April 1, 2025, 9 a.m. – 2 p.m.  
Monday, April 14, 2025, noon – 4 p.m.  
Tuesday, May 6, 2025, 9 a.m. – 2 p.m.  
Monday, May 12, 2025, noon – 4 p.m.  
Tuesday, June 3, 2025, 9 a.m. – 2 p.m.  
Monday, June 2, 2025, noon – 4 p.m.  
Tuesday, July 1, 2025, 9 a.m. – 2 p.m.  
Tuesday, August 5, 2025, 9 a.m. – 2 p.m.  
Tuesday, September 2, 2025, 9 a.m. – 2 p.m.  
Tuesday, October 7, 2025, 9 a.m. – 2 p.m.  
Tuesday, November 4, 2025, 9 a.m. – 2 p.m.  
Tuesday, December 2, 2025, 9 a.m. – 2 p.m.

I have added the Monday dates to accommodate those that said they are unable to come on Tuesdays. Cathy's Sew and Vac is very generous by allowing us to use their classroom free of charge for these dates, so it is important that I know if any members will be attending. I will try to send out a reminder at least 5 days before the scheduled dates. **Please text or email me at least two days before, if you WILL be attending. MARK YOUR CALENDARS!**

Following is some information about our Dog/Cat Bed Program:

The dog/cat beds made by ASQG members are donated to the Butte County Humane Society.

ASQG often receives donations of heavier fabrics such as canvas, upholstery and drapery fabric that are not suitable for quilts, but are perfect for this project. You may also use your own fabrics if you desire. Once the beds are sewn, they are stuffed with bits of scrap fabric from your sewing projects. This allows us to use up our scraps instead of sending them to the landfill. A win-win.

Donna Fox is the project leader for this program. Fabric kits are available at the general meeting on the Community Service tables. Finished beds should be turned into Donna at the meeting. If you have any questions or suggestions, or would like further details on how to sew a bed please feel free to contact **Donna:**

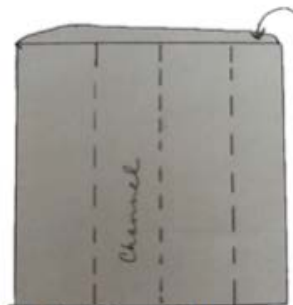
**PHONE/TEXT: (209)402-8543**

**EMAIL: donnaleefox8@gmail.com.**

## How To Make The Dog/Cat Beds

Beds can be any size or dimension: square, rectangle, round, oval. The size needed for the crates at the Humane Society is 24" x 24". Larger beds should have sections sewn into them to prevent the "filling" from shifting too much. See example below. The "filling" scraps MUST be cut into small pieces with a rotary cutter to prevent

the beds from becoming too lumpy. Scrap fabric, batting or poly fil can be used...even old pillows. Please remember to sew "MADE BY ASQG" label onto the bed. This is easily done if you sew a second top stitch around the edge of the bed. See the example below:



Example of stitching  
For a bed with sections



Label attached  
to the flange



Finished section bed



# 2025 Challenge of the "Century"

Bouncing thought bubbles threatening to burst your brain. Never fear, your challenge committee is here. At our April guild meeting you'll find us tucked away in the alcove across from the sign-In table. We invite you to bring your in-process challenge pieces, questions, problems, status reports, or just come by and say "Hi." We are here to help, encourage and to cheer you on. If, like Charlie Brown, "you're just here for the candy," we'll have that, too, a big bountiful bowl full.

We truly do appreciate everyone who is participating. Together, we are creating something wonderful. Remember, it's not too late to sign up, or too early to get started.



## ASQG Calendar

### April

Tuesday, April 1 • 9:30 a.m.

**Community Service Day** at Cathy's Sew and Vac classroom. RSVP to Kathy Thomas if planning to attend

Thursday, April 3 • 6:30 p.m.

**Guild General Meeting** at Center for Spiritual Living

Saturday, April 5

**Boutique at Wildflower and Nature Festival, Riverbend Park, Oroville**

Thursday, April 10 • 6:30 p.m.

**Board Meeting** at Sew Mates Studio

Saturday, April 12

**Newsletter Deadline for May issue**

Monday, April 14 • noon – 4 p.m.

**Community Service Day** at Cathy's Sew and Vac classroom. RSVP to Kathy Thomas if planning to attend

### May

Thursday, May 1 • 6:30 p.m.

**Guild General Meeting at Center for Spiritual Living**

Friday, May 2 • 10 a.m. – 3 p.m.

**Workshop Anelie Belden, Dresden Plates** at Cathy's Sew and Vac. Register with Chris G or Frieda W

Tuesday, May 6 • 9:30 a.m.

**Community Service Day** at Cathy's Sew and Vac classroom. RSVP to Kathy Thomas if planning to attend

Thursday, May 8 • 6:30 p.m.

**Board Meeting at Sew Mates Studio**

Friday & Saturday, May 9 & 10

**Boutique at Chico Art Festival** at St. John's Episcopal Church Floral Avenue, Chico

Saturday, May 10

**Newsletter Deadline** for June issue

Monday, May 12, noon – 4 p.m.

**Community Service Day** at Cathy's Sew and Vac classroom. RSVP to Kathy Thomas if planning to attend

#### Regular Event Locations

##### Center for Spiritual Living

14 Hillary Ln, Chico, CA 95973

##### Cathy's Sew and Vac

2418 Cohasset Rd, Chico, CA 95926

##### Sew Mates Studio

932 W. 8th Avenue, Suite F. Chico, CA 95926


## Sew day at Ord Bend



Frieda, Linda T, Nancy M, Missie at the ironing board, Carla & Jane E in the back.



Stella with her creations. Peggy, Judy R & Molly.



#### Next Meeting

**Thursday, April 3, 2025 at 6:30 p.m.**

Center for Spiritual Living  
14 Hillary Ln, Chico, CA 95973


**Quilters with April Birthdays, please bring a refreshment to share.**



## Officers & Chairs for 2024–2025

### Officers

President • Kelly Knox  
Vice President • Sharon Ouimet  
Treasurer • Missie Carpenter  
Secretary • Rochelle Livingston  
Corresponding Secretary • Suzanne Steel



### Committee Chairwomen

Block of the Month • Amanda Andres  
Boutique • Suzanne Steele & Seams to Sew Small Group  
Community Service • Kathy Thomas  
Current Events • Missie Carpenter  
Fat Quarters • Ronda Mensching & Karen Giles  
Hospitality • Betty Volker, Judy Noble, Peggy Arms  
Librarian • Jean Ping  
Membership • Peggy Arms & Ronda Mensching  
Newsletter Editor • Carla Resnick  
Newsletter Block • Jeanne Haber  
Opportunity Quilt • **OPEN**  
Venue Coordinator • Molly Fuller  
Parliamentarian • Jean Ping  
Property Manager • Karen Giles  
Quilt Challenge • Grace & Bonnie Crocker  
Quilt Show 2024 • Judy Riley  
Quilt Guilds of North Quarter Rep • Sue Good  
Refreshments • Sue Juanarena  
Small Groups • Betty Volker  
Social Media • Carol Golden (Facebook)  
Webmaster • Laura Yanez  
Workshops • Chris Gullick, Frieda White

### 2025 ASQG

#### General & Board Meeting Schedule

General 6:30 p.m.	Board 6:30 p.m.
Thursday 4/3/25	Thursday 4/10/25
Thursday 5/1/25	Thursday 5/8/25
Thursday 6/5/25	Thursday 6/12/25
Thursday 7/3/25	Thursday 7/10/25
Thursday 8/7/25	Thursday 8/14/25

(Dates and Time are subject to change)

## General Information

### Meetings

Guild meetings are held at 6:30 p.m. on the first Thursday of the month at The Center for Spiritual Living, 14 Hillary Lane, Chico, CA 95973.

Doors open at 6 p.m. Visitors are welcome; however, if we have a guest speaker there is a \$5.00 charge per person.

Annual Dues: \$35.00

### Social Media / Facebook by Carol Golden

I try to stay current with events and happenings of our ASQG members and post them on our ASQG Facebook page. If you have quilts or examples of pieces you have done from a guild workshop or class at a quilt shop, please email your photo and a brief explanation to: [carolgolden69@gmail.com](mailto:carolgolden69@gmail.com) to be included on our Facebook page:

<https://www.facebook.com/AnniesStarQuiltGuild/>

You don't have to have an account to see what is there; just click on link.

### Newsletter Submissions

Email submissions to Carla Resnick at [cfresnick@gmail.com](mailto:cfresnick@gmail.com)

### Newsletter Advertisements

For advertising information, please contact: Missie Carpenter

Business card: \$7/mo or \$75/year

Quarter page: \$12/mo or \$139/year

Half page: \$17/mo or \$180/year

Whole page: \$22/mo or \$240/year

Find us on 

<https://www.facebook.com/AnniesStarQuiltGuild/>

## Upcoming Classes for April 2025:

### Placematties

A different look for a placemat!

**Instructor:** Cindy

**Cost:** \$10

**April 4th**



### Fearless Serging w/Janice

Dust off your Baby Lock auto-thread serger and learn new tips & tricks!

**Instructor:** Janice

**Cost:** \$35

**April 6th**



### Hooping It Up With Annette

Let's make "in the hoop" embroidery projects! A different design each month!

**Instructor:** Annette

**Cost:** \$35

**April 13th**



### Getting More Acquainted/ Reacquainted With IQ Designer Series

Learn using the Baby Lock "Mastering IQ Designer Guide" for 9 months!

**Instructor:** Lynette

**Cost:** \$10 for each 2-day class

**April 15 & 16th**



### Workshop & UFO w/Annette

Come finish your "Hooping It Up" project or work on any other sewing or machine embroidery project!

**Instructor:** Annette

**Cost:** \$15

**April 18th**



### Sol Sisters Saturday

Hands-on learning in IQ Designer for Solaris.

**Instructor:** Janice

**Cost:** \$40

**April 19th**



### Christmas Tree Skirt

North Pole Village Christmas Tree skirt from Designs by Juju! You pick the size!

**Instructor:** Annette

**Cost:** \$20

**April 26th**



### Riley Blake Table Top

#### Banner Monthly

Each month, we'll make a fun tabletop banner!

**Instructor:** Annette

**Cost:** \$15

**April 27th**



### Terri Clary's Classes:

#### UFO w/Terri

Bring your quilting projects and get help finishing them!

**Cost:** \$16 per session

**April 7th**



Northern California's 25th Annual Quilt Shop Hop

## QUILT RUSH 2025

APRIL 10-13, 2025  
Thursday-Saturday 10am-6pm, Sunday 10am-3pm

25 YEARS OF FUN  
ON THE RUN



QUILT RUSH 2025

**Grand Prize**  
\$100 Gift Certificate from each shop

**2nd Prize**  
Quilting Supplies \$500 value  
Fabrics, Books, & Notions

**3rd Prize—10 winners!**  
Quilting Supplies \$250 value  
Fabrics, Books, & Notions

**Junior Prize**  
Quilting Supplies  
Fabrics, Books, & Notions

Receive a FREE fat quarter of fabric and a FREE Villa Rosa Designs pattern at each shop.  
Daily drawing at every shop for \$25 gift card.  
Quilt Rush memorabilia available for purchase.

**Here's how it works:**

- Pick up a passport from ANY of the 10 participating shops and put your name and phone number on it.
- Get your passport stamped at each shop you visit.
- Passports must be STAMPED by ALL 10 shops to be eligible for Quilt Rush prizes.
- Turn in completed passport by Sunday, April 13, or at your last shop.
- Must be 16 years or older to be eligible to win prizes. Junior category—must be age 8-15 to be eligible to win prize.

[www.quiltrush.org](http://www.quiltrush.org) [www.facebook.com/quiltrushnocal](http://www.facebook.com/quiltrushnocal)

Visit [cathyssewandvac.com](http://cathyssewandvac.com) for more information





**The Quilt Corral**  
**(530) 934-8116 quiltcorral2488@att.net**  
**245 W. Wood Street, Willows, CA, 95988**  
**Current Hours:**  
**Monday-Saturday: 10 a.m.-3 p.m.**  
**Closed Sunday**

**sew smart**  
 SUPPLIES  
 8064 Hwy 99E Los Molinos, CA. 96055

**NEW**  
**New Fabric Weekly**

**Joyce**

**Tammy**

**Amanda**

**Hours**  
**Tues. - Sat.**  
**10:00 AM - 3:00 PM**  
 After Hours Appointments Available

**We hope to see you all soon!**

Bring Coupon in for 20% Off Purchase  
 Expires 2/1/2022

75319523048





## The Quilt Basket

[www.thequiltbasket.net](http://www.thequiltbasket.net)

**530-586-4111 • [angie.thequiltbasket@gmail.com](mailto:angie.thequiltbasket@gmail.com)**

\* Online Shopping \* Register for Classes Online

Our online store is still open.

Our block of the month will be taught at Sew Smart Supplies in Los Molinas.

We will be still sending emails, and posting a calendar of event on our website.

If you don't find what you need call the shop number

530-586-4111 Angie will get back to you as soon as possible.

The Quilt Basket

Shop Online

[www.thequiltbasket.net](http://www.thequiltbasket.net)

[angie.thequiltbasket@gmail.com](mailto:angie.thequiltbasket@gmail.com)



## *Friends Around the Block Quilt Shop*

Join us in the shop, OR shop online

[www.friendsaroundtheblock.com](http://www.friendsaroundtheblock.com)

We also offer classes and longarm services.

Friends Around the Block (530) 458-7467

[friendsaroundtheblock@outlook.com](mailto:friendsaroundtheblock@outlook.com)

211 8th Street, Colusa, CA 95932

OPEN: Monday - Friday 9 - 3

CLOSED SATURDAY & SUNDAY



<https://www.facebook.com/friendsaroundtheblock>



**View our class calendar online!**

**2418 Cohasset Rd., Chico**

**530-895-8055**

**[cathyssewvac@aol.com](mailto:cathyssewvac@aol.com)**



*Honey Run Quilters*

**Honey Run Quilters**

**530-342-5464**

**[honeyrunquilters@gmail.com](mailto:honeyrunquilters@gmail.com)**



**Open Monday-Friday 10 a.m. – 3 p.m.**  
**Saturdays by appointment only**

“Culture” can be defined as all the ways of life including arts, beliefs and institutions of a population that are passed down from generation to generation.

Sign up online for our monthly newsletter!

Ongoing class list on our website

Check us out on Facebook and Instagram

[Natalie@quiltculture.art](mailto:Natalie@quiltculture.art) (530) 321-8833

**Website** [www.quiltculture.art](http://www.quiltculture.art)

**YouTube** <https://www.youtube.com/channel/UCdd9T4cSHMnBxytnkEfYk3g>

**Facebook** <https://www.facebook.com/quiltculturejoy>

**Instagram** [@quilt\\_culture](https://www.instagram.com/quilt_culture)



[www.moonlightquilters.com](http://www.moonlightquilters.com)

**530-809-2578**

We love hearing from you! Please call during business hours, message our Instagram/Facebook us, or snail mail. Getting letters is fun! If you use our products and post a picture, please tag or #moonlightquilters. If you have any questions, please contact us:

Phone: Monday to Friday 9–6 PST, 530-809-2578. We love talking to customers about your projects.

Address: Moonlight Quilters, PO Box 701, Durham CA 95938

Facebook: Moonlight Quilters

Instagram: @MoonlightQuilters

## Newsletter Block: Shipping Dreams

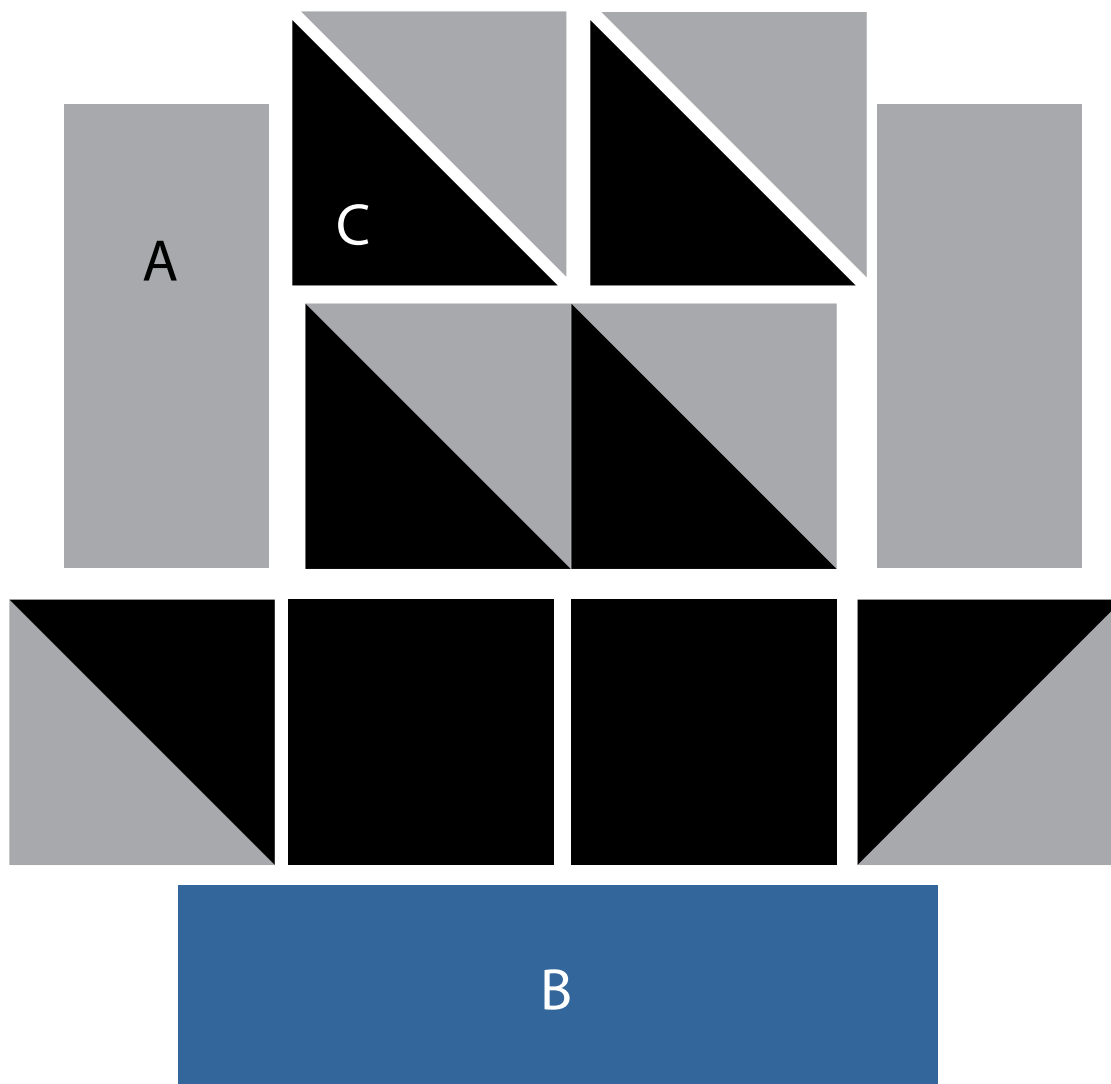
Jeanne Haber, Newsletter Block








Due at the May meeting.

9-1/2" block (finishes at 9") The boat can be as fanciful as you like while the sky and ocean should be 'fairly realistic'. Enjoy!

Contact Jeanne Haber with any questions.

jnnhaber@gmail.com (530) 520-3066



Color/Cut	Subcut
A 3	  3-1/8"
A 2	 2-3/4" x 5"
B 1	 2-3/4" x 9-1/2"
C 3	  3-1/8"
C 2	 2-3/4"

