

Days of Creation Accordion



Days of
Creation



<http://kidsbibledebjackson.blogspot.com/>

The Candy Class



Days of Creation

1

Day 1:
God created

Genesis 1:3-5

Day 2:
God created the

Genesis 1:6-8



Glue part 1 to this tab



Day 3:
God created the _____,
_____ and the _____.
Genesis 1:9-13

Day 4:
God created the _____,
_____ and the _____.
Genesis 1:14-19



Day 5:
God created the _____ & _____.
Genesis 1:20-23



Glue part 3 to this tab

Day 6:
God created
the _____,

_____ & _____.
Genesis 1:24-27



Day 7:
God _____.
Genesis 2:1-3

Genesis 1:1
In the beginning, _____
created the _____
and the _____.



Days of Creation

1

Day 1:
God created

Genesis 1:3-5

Day 2:
God created the

Genesis 1:6-8

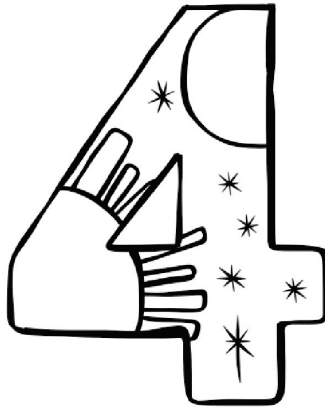


Glue part 1 to this tab



Day 3:
God created the
_____, _____,
and the _____.
Genesis 1:9-13

Day 4:
God created the
_____, _____,
and the _____.
Genesis 1:14-19



Day 5:
God created the
_____ & _____.
Genesis 1:20-23


Glue part 3 to this tab

Day 6:

God created
the _____,

_____ & _____.

Genesis 1:24-27



Day 7:

God _____.

Genesis 2:1-3

Genesis 1:1

In the beginning, _____

created the _____

and the _____.

Days of Creation

Day 1:
God created light.
Genesis 1:3-5

Day 2:
God created the sky.
Genesis 1:6-8

Glue part 1 to this tab

Day 3:
God created the
land, plants & seas.
Genesis 1:9-13

Day 4:
God created the
sun, moon & stars.
Genesis 1:14-19







Day 5:
God created the
birds & fish.
Genesis 1:20-23





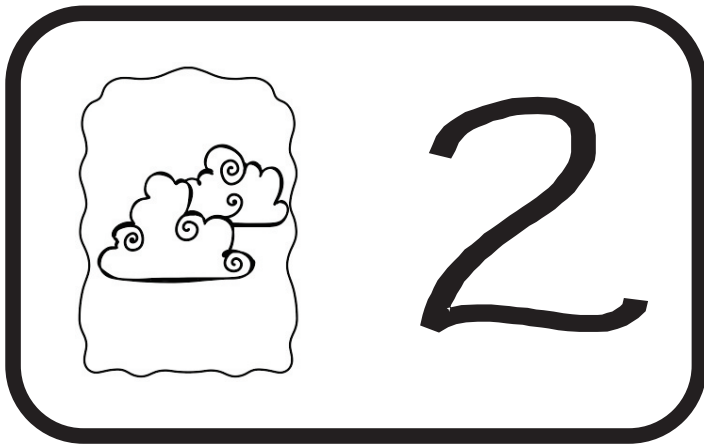
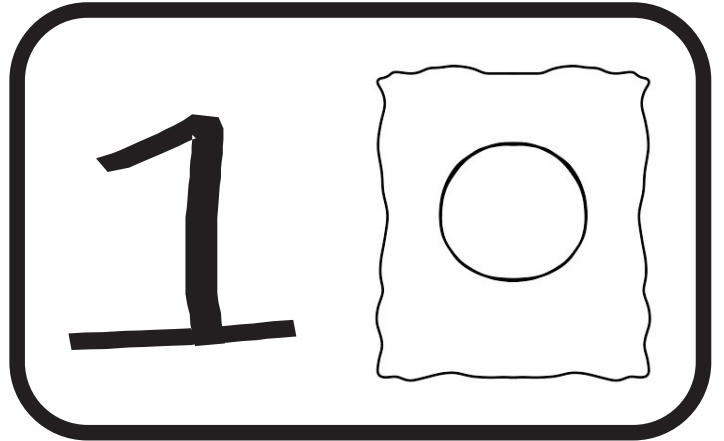

Glue part 3 to this tab

Day 6:
God created
the animals,
Adam & Eve
Genesis 1:24-27

Day 7:
God rested.
Genesis 2:1-3

Genesis 1:1
In the beginning, God
created the heavens
and the earth.





Directions

Pages 2-4 In color, Fill-in-the-Blank

Pages 5-7 black & white, Fill-in-the-Blank

Pages 8-10 Cut & Glue your choice of color (page 11) or black & white (page 12)

For each accordion, cut out pieces around outer edge. Fold on the dotted lines back and forth to create the accordion, making sure the front cover is facing the outside.

Answers:

1. Light
2. Sky
3. Land, plants & seas
4. Sun, moon & stars
5. Birds & fish
6. Animals, Adam & Eve
7. God rested.

Do not print Copyright Page



Even though this is a free printable, please respect my work, time and copyright by not sharing.
Please direct others to my blog for their own free download @
<http://kidsbibledebjackson.blogspot.com/>. Thank you, Debbie Jackson

Creation Graphics @ www.edu-clips.com

Accordion Template @

<http://www.teacherspayteachers.com/Store/The-Candy-Class>

Cover & Font @

<http://www.teacherspayteachers.com/Store/Krista-Wallden>